



Arkansas Quilters Guild Newsletter

Visit our web site at: www.arkansasquiltersguild.com

Number 406

April 2015

Arkansas Quilters Guild, Inc.
P. O. Box 2258
North Little Rock, AR 72115

President – Donna Toombs, 766-0900,
toombspark@aol.com
1st VP/Membership – Debbie Spinks
2nd VP – Alina Polta
Secretary – Sally Burrup
Treasurer – Kim Lotz

AWOL Retreat – Open
Challenges – Melissa Landreth,
Community Service – Nola Ballinger
Demos/Vendors – Open
Fund Raising – Latitia Nichols
Hostess – Kathy Jones; Sharon Weinsinger
NQA Liaison – Lavern Schaap
Newsletter – Jackie Bibbs, 851-4749,
jbibbs@yahoo.com; Mary Anne
Burlison; Pamela Hall
Newsletter Ads/PR – Eddie Landreth
Programs to June 2015 – Liz Ketcherside
Program Notes – Jan Partain, Lavern
Schaap, Bo Mittelstadt
Property – Shelia Simpson
Quilt Arkansas 2015 – Alina Polta
2015 Quilt Show/Exhibit – Judy Young;
Mary Jane Beard, 758-3637
Sunshine Chair – Judy Young
Webmaster – Tien Nguyen:
webmaster@arkansasquiltersguild.com

(area code 501 unless otherwise stated)

FYI - AQG MEMBERS

If you have a quilting business/blog, etc. – a one-line link to a website/blog/phone #, etc., can be listed on the sponsor's page under "our member links."



Mission Statement – *The purpose of the Arkansas Quilters Guild is to promote the appreciation of the rich heritage of the art of quilting and to enhance each member's own quilting skills and knowledge. It shall also be the purpose of this organization to expand and to enrich the art of quilting for future generations and preserve the existing quilts.*



Greetings,

If you missed our March Arkansas Quilters Guild meeting, you missed a lot. We were entertained and instructed by Debbie Caffrey. To be honest, I did not really know anything about this teacher before I took her workshops. I attended the workshops and was so impressed with the information and techniques that she taught us. She was able to give us information that we could use in our own quilting experience. Just receiving a lecture from someone who has the talent to put information together and teach us some things that just make sense! It was such a great opportunity to soak in some knowledge that I will carry with me from now on.

One of the things that Debbie shared with us was that anytime we have an opportunity to take classes, we are truly getting a bargain. Any time that a nationally known teacher comes to our area and offers classes, we should keep in mind that these are the same classes that are offered in venues such as Houston or Paducah. The prices charged locally are probably less than those charged at the big shows, and they are local! You don't have to travel hundreds of miles and pay for food and lodging that comes due to those long distances.

So, I guess what I am saying is that, anytime that you have an opportunity to take classes, you should try to take advantage of the opportunity. In June we will be have the National Quilting Association 2015 Quilt Show. We will have many opportunities to take classes. Again in October, we have Quilt Arkansas 2015, more class opportunities. There should be something that might be of interest to you. All I can really say is that I have always been able to learn something that I have been so glad to

(continued on page 2)

PLEASE WEAR YOUR NAMETAG TO THE MEETINGS!
REMEMBER: NO NAMETAG – NO DOOR PRIZE!

AQG Board Meeting: Thursday, April 9, 2015, 6 p.m., The Doctors Building, 500 South University, Little Rock, AR 72205. 8th Floor Conference Room.
AQG Meeting: April 13, 2015, 6:30 p.m., North Little Rock Community Center, 2700 Willow, North Little Rock, Arkansas. Charlotte Williams of Pinwheel Fabrics will provide the program and vending. And 2014 Challenges (BOM and Churn Dash).

PRESIDENT

(continued from page 1)

learn at every class that I have taken. Please take the opportunities to expand your learning, you won't be sorry.

Well, we have some fast approaching deadlines coming up! April 1st is the deadline for some of the opportunities for the NQA 2015 Quilt Show. There are so many other quilt show opportunities coming up around the state, it will be a great year to enter something in a show. It is a great year to be a quilter!

Next month we will see Charlotte Williams from Pinwheel Fabrics. Charlotte always has some great things to share. Please plan to enjoy her presentation. In May, we will be participating in our first "Airing of the Quilts", more details coming soon. In June we will learn about how to have our quilt tops prepared for the "quilter." Lots of things coming for your learning and entertainment! Stay tuned.

Also, next month, we will be showing our "challenges." Both the churndash and our block of the month patterns. I am looking forward to seeing what you all have been up to!

Well, until next time...
Happy stitches,
Donna Toombs

UPCOMING PROGRAMS

April – Charlotte Williams of Pinwheel Fabrics: Program and Vending. And 2014 Challenges (BOM and Churn Dash).


May – Airing of the Quilts.

June - Alina, Eddie, and Leah present "How to prepare your quilt for the long arm quilter."

MONTHLY SNACK REMINDER!

We would like to encourage you to bring snacks for the meeting. It doesn't need to be fancy, but everyone enjoys having a little something during the meeting.

April – V-W-X-Y-Z
May – A-B-C
June – D-E-F-G
July – H-I-J
August – K-L-M
September – N-O-P
October – Q-R-S
November – T -U-V
December – Everyone! It's a party!



PRIVACY POLICY

The guild newsletter was password protected late last year because there was a concern about privacy regarding members addresses and phone numbers. The Standing Rules of the guild state that new members names and addresses are to be published in the newsletter. The Officers and other Board members contact information is also on the front page of the newsletter. Other comments also brought to light that our budget and Treasurer's report should also be considered private data.

It was noted that most of the other guilds in our area have password protection on their websites and very little information, if any, is available for public view. Donna Toombs noted, and many agreed, that seeing information about our guild's programs and activities often determines if people want to visit our meetings and join our group.

To alleviate this concern, a motion was made to have private data such as membership and budget information password-protected in a MEMBERS ONLY section of our website. Other information will still be available for public view. The motion was seconded and the group voted in favor.

To change Standing Rules, the motion must be detailed in the next newsletter and voted on in the March meeting.

Thank you,
Donna

BUDGET/MEMBERS' CONTACT INFO

Following the new privacy policy, the AQG budget along with members' contact information will no longer be published in the newsletter but posted on the website in the "members only" section.

AD RATES FOR THE NEWSLETTER

Size	1 month	3 months	1 Year
1/8 page (w 3.5" x h 2")	\$10.00	\$25.00	\$90.00
1/4 page (w 3.5" x h 4.5")	20.00	50.00	180.00
1/2 page (w 7.25" x h 4.5")	40.00	100.00	360.00
full page (w 7.25" x h 9.5")	80.00	200.00	720.00
Classified rates for AQG member personal ads – 15¢ per word			

All ads must be camera ready and fit the size requirement. The Newsletter Editor reserves the right to refuse ads that are not camera ready, do not fit the size requirement, or do not meet professional standards. All ads must be received no later than the second Thursday of the month; any ads received after that date will be included in the next month's publication. Please send your ads to Eddie Landreth, 501-315-3801, elandreth@sbcglobal.net. If there are any questions, contact Eddie.

AQG PROGRAM NOTES MARCH 9, 2015

Debbie Caffrey How To Have It All – How To Move It, Use It, and Never Lose It!

Wouldn't it be great to get an energy transfusion from our March speaker! Debbie Caffrey treated us to an informative and energetic program, after spending two full days teaching AQG members in weekend workshops.

She shared lots of useful tips on how to collect, organize and use our stash. Just a few of the highlights:

Collecting Your Stash

- > Rather than have tone-on-tone fabrics, choose those with other colors in them for interest.
- > Realize that values are relative: what may appear light or dark next to one fabric could be medium next to another.
- > Blenders can be stripes, botanicals, geometrics, calicoes – anything with low contrast.
- > Look for visual texture and contrast; there should be lots of variety.
- > A quilt needs something to hold the viewers' interest, even if it makes them ask why on earth did she do that?
- > Remember that cool colors recede and warm colors come forward.
- > Intensity refers to how clear a color is. Bright and clear colors are used in foregrounds, while grayed out or misty colors are in backgrounds.

Organizing Your Stash

- > If you have more than a yard, organize the pieces like a quilt shop – by colors and by types (batiks, 30s, etc.)
- > One-yard cuts are good for binding and borders.
- > If the pieces are in boxes, don't lay them on top of each other; rather, put them on their sides so they all show.
- > She stores her fabric in literature mailers in bankers' boxes. See them at www.uline.com.
- > Cut fabric into 2 ½" strips, as in her book *Open a Can of Worms*, or 2" strips, as in *Noodle Soup*. BTW, she has nine more books on her website! She and her good friend Charlotte Angotti collaborated

on *Surprise Yourself*, which describes their different approaches to designing a quilt.

- > Debbie cuts her fabric on an island in her studio that she can walk around so she doesn't have to move the fabric. She has three 18"x24" cutting mats so she doesn't just cut in the middle of one huge mat and wear it out.
- > Her table is a banquet table with PVC pipe risers.
- > She uses silverware dividers for scissors, cutters, and tape, plus another for paper, interfacing and other roll-up stuff.
- > Her design board is a sound board covered with flannel

Utilizing Your Stash

- > In a video, she showed how to fold a 15" square, selvage to selvage into three layers with a true 90 degree angle. Then she cut strips from the right side to the left side, like cutting carrots (you don't cut them one piece at a time).
- > Debbie said not having enough fabric makes you more creative.
- > For binding, she suggested Mimi Dietrich's book *Happy Endings, Finishing the Edges of Your Quilt*.
- > She showed how to irregularly fussy cut pieces so they're more interesting.
- > Her method of folding quilts on a diagonal, then rolling into a burrito, eliminates creases.
- > She always prewashes, since there's usually a 4% shrink. When she washes the finished quilt, she advised to not over dry it and to fluff it every 10 minutes.

Trunk Show

Debbie showed lots of her super quilts, many of which are pictured on her website. She showed one with baskets made of charm square and offered to provide the pattern if we e-mail her. Then guild members who had taken her weekend classes showed their results.

Websites

<http://www.debbiescreativemoments.com/>

<https://www.facebook.com/Caffrey.Debbie>

<http://www.craftsy.com>. See her class, *Cut to It: Strategies for Smarter Quilting*.

Respectfully submitted,
Jan Partain, Program Scribe

ARKANSAS QUILTERS GUILD
MINUTES OF THE GENERAL MEETING
9 MARCH, 2015

The meeting was called to order at 6:32 PM by President Donna Toombs.

The minutes of the previous meeting were approved as published.

The Treasurer's report was presented by Kim Lotz and is available in the Members' Only section of the guild website.

Leah Sample made an announcement about the St. Bernard's Foundation Quilt Show in Jonesboro. It will be held on April 18th-19th. The hours are 9:00 AM-4:00 PM on Saturday and 1:00 PM-4:00 PM on Sunday. Quilts can be submitted for the show up until the Monday before the show (April 13th). Someone from the Foundation is willing to meet in Searcy to pick up quilts but each quilt owner would be responsible for pick-up at the conclusion of the show. The show is called "Threads of Life." Leah has put information on the AQQ website.

Donna reviewed the issue discussed in last month's meeting regarding the Members' Only data, the newsletter, and the website. As our newsletter contains all of the details of guild activities and programs, we would still like to have this available to the public.

Secretary Sally Burrup read the motion which was to have "private data such as member names and addresses and budget information" in a password-protected portion of the guild website. Donna called for a vote and the motion passed.

It was also noted that the pictures are now configured so that they are available through phone and I-Pad.

The business portion of the meeting was split into two segments in order to have our national teacher, Debbie Caffrey, present her program.

COMMITTEE REPORTS

Challenges – Melissa Landreth

Melissa reminded us of the 3 challenges; Journey, Branch Out, and UFO. You don't have to sign up to participate but if you desire accountability through signing up, Melissa will put you down!

NQA – Lavern Schaap

The goal of the last meeting was to get the word out regarding the NQA event. At the NQA committee meeting, the state was divided up so that each area of the state would have one person's focus. Lavern has copies

of the NQA magazine and event postcards so if you are going to any quilt shows or events, please take some along. The postcards are mainly to be used for people who would not get the word any other way.

A work-day was held the day of the guild meeting and much was accomplished. However, more help is still needed. If you crochet, Lavern has a pattern to make scrubbies.

Riley Middaugh gave an update on National Quilting Day. It is March 21st at the Historic Arkansas Museum from 10:00 AM until 4:00 PM. There will be demos all day. Admission is free and the Great Arkansas Quilt show is still going on so visitors will be able to see the beautiful quilts. Riley has bookmark reminders available.

Latitia Nichols reported on activities for the NQA booth. She thanked those who had purchased fabric at the Fund-Raising table before the meeting. They are still working on pre-cuts for the NQA packets. Donated fabric is still needed, especially small patterns and tone on tone. Latitia also said that Membership Directories with pictures were available for \$5, AQQ Lanyards \$5, logo cups for \$8, and the engraved magnetic name tags are \$10. Please see Latitia if you are interested in any of these items.

There is also a sign-up sheet at Latitia's table for volunteering to work in our guild's booth at the NQA event. It was noted that this does not bring you free admission like volunteering directly for the NQA but volunteers are needed!

Quilt Arkansas – Alina Polta

Early bird discounts are available until May 11th. Teacher's Pet volunteers are still needed. QA items for sale are shirts \$25 and totes \$20. Quilt Arkansas will be held on October 1st -3rd at the 4-H Center in Ferndale.

Another class has been added to the QA schedule. It will be offered by the Stitchin' Post in Little Rock and will be for a Mondo Bag – either large or small size.

Pat Crawford told us of the QA challenge. It will be a standard 36" x 36" quilt in the "Follow the Yellow Brick Road" theme. Or, anything to do with the Wizard of Oz! Quilts must have a label and a sleeve and your can enter more than one if you are feeling really inspired. Quilts should be turned in at Registration on Thursday. Voting will be held on Friday and the winners announced at the party on Friday night. There will be rosette ribbons for 1st, 2nd, 3rd, and Honorable Mention.

Community Service – Nola Ballinger

We have collected 4 quilts so far and a couple more were brought to the meeting. Sally added some fleece blankets to our donation from a service project at her church and the Hospice was very excited about them as

MINUTES

(continued from page 4)

well. The first drawing for those who have brought quilts will be in April. Donna has 3 tops and backing to bring to the next meeting. Sherri Dodds has offered to quilt them as practice on her new quilting machine! Thank you, Sherri! Nola also noted that one of the quilts that was donated tonight will go to our own Kelley Davis (more about this later). Donna noted that we donated 40 quilts last year for our Community Service.

Membership – Debbie Spinks

Debbie noted that we have 106 paid members. YAY! New members are Judy Bowers and Sally Saunders. Debbie will be sending out a new and updated membership list soon.

Programs – Liz Ketcherside

April – Charlotte Williams from Pinwheel Fabrics will provide our program and also vend at the meeting. The 2014 Churn Dash challenge and the BOM quilts will also be shown in the April meeting.

May – Airing of the Quilts in Scott.

June – Alina Polta, Eddie Landreth, and Leah Sample will provide a program on how to prepare quilts for your long arm quilter.

Liz also presented Debbie Caffrey with an AQQ cookbook.

There were 63 members and 6 guests present. Door prizes were won by Carol Thomasson, Mary Jane Beard, and Melissa Landreth.

Show and Tell

One of our guests from Tennessee showed a quilt that she had made in class. Lynn Fletcher brought a Charlotte Angotti quilt that she started in a retreat in South Carolina. Riley Middaugh showed us her creation called Ruth's Quilt; it was planned on Pinterest. Riley also showed us a 4-patch flannel quilt she named Warm Memories that she made for her husband. Alina Polta brought a UFO called Apron Club from a pattern of the same name by Lori Holt. It was started in 2009 and quilted by Alina Polta herself! Shirley Clark brought a quilt from her grandmother that she had completely taken apart and re-worked. It was made around 1970. Shirley took the quilt apart, cut the squares to 6-inches and re-sewed the quilt together. She used nothing but the original materials. Shirley will give this quilt to her daughter. She also showed us a graduation quilt that she made for her grandson; it was quilted by Alina Polta.

Lavern Schaap said she and her husband donated a bookshelf for the granddaughter's 4th-grade classroom. Lavern decided that a quilt would really warm up the little reading nook so she made "On the Street Where you Live." It is a disappearing 9-patch. Pat Crawford

showed us a donation quilt in blue called Diamonds. It was an AWOL project. Jackie Bibbs brought a quilt that she made with photos from her mom's 90th birthday party to be given as her 91st birthday present. Cynthia Quick brought a Heart baby quilt that she made from blocks from a round-robin. The blocks made 3 baby quilts and she is donating the one tonight for our Community Service project.

Elaine Green brought "The Tractor Quilt" which she designed herself. She had a tractor panel and it needed a farm built around it. It is a therapy quilt. Jan Partain brought a gray and blue chevron quilt for her neighbor's baby grandson. The mother of the baby picked out the pattern and the colors. It was quilted by Alina Polta. Susi Olson showed us Calendar which was mystery block of the month and there was a block for each month of the year. It was a UFO from 2009 and it was quilted by her lovely daughter-in-law, Alina Polta. Pamela Davis brought 3 quilts to show us. The first was Chevron Dots which Pamela made for her 1st great-grandchild – a little girl born on March 1st. The second one was Man Cave which was a layer cake pattern done in plaids. Pamela's third quilt does not yet have a name but the pattern is Grandmother's Stars. She started the quilt in an AQQ Nancy Mahoney class in 2013.

Melissa Landreth brought a charm squares baby quilt from an online pattern. It is for a coworker's baby shower. Judy Pearlstein showed us a baby-girl quilt done in a split rail fence pattern. She noted that she always uses the same pattern! Judy quilted it with some help from Kathy Jones. Eddie Landreth brought two quilts for our viewing pleasure. The first is "Arkansas Crossroads." It is a traditional pattern by the same name and Eddie made it as an auction quilt for a local historic preservation group in Saline County. Eddie also brought the completed Labyrinth UFO from a Debbie Maddy pattern. Eddie started this quilt in March 2011 at our guild's workshop. He finally quilted in it March of 2015. Patty Harris showed us Spin Me Around; it is a lap quilt for her Aunt Eloise.

Judy Rickard told us a sad tale. Our own Kelley Davis went through a very debilitating 2nd round of chemo last fall. Kelley decided at her age that she would forego further treatments and has been given a short time to live. (Remember, she is getting one of the donation quilts brought to the meeting.) Her pain is under control and she is comfortable. Kelley would greatly appreciate receiving cards from members as phone calls wear her out.

There being no further business, the meeting was adjourned.

Sally Burrup

CALENDAR OF EVENTS

2014

August 7, 2014
through
May 3, 2015

The Great Arkansas Quilt Show III exhibit at the Historic Arkansas Museum, 200 E. Third Street, Little Rock, AR 72201. See pictures of the winners here:
<http://www.arkansasonline.com/galleries/18660/album/>

2015

April 10-11

Q.U.I.L.L.T. Guild of NWA presents Q.U.I.L.L.T. Guild of NWA Tomorrow's Heirlooms XV Quilt Show with 450+ quilts, vendors, raffle, and more in Bentonville, AR. See www.quiltguildnwa.edublogs.org for more info.

April 18-19

St. Bernard's Foundation "Threads of Life" Quilt Show in Jonesboro. The hours are 9:00 AM-4:00 PM on Saturday and 1:00 PM-4:00 PM on Sunday.

June 18-20

NQA "Down by the Riverside" Quilt Show at the Statehouse Convention Center in Little Rock. See www.nqaquilts.org.

July 10-11

Hot Springs Area Quilt Guilds' QUILTFEST at the Hot Springs Convention Center with cash, prizes and ribbons! NQA certified judges, over 200 quilts, door prizes and vendors. For more information see www.hsaquiltguild.com.

September 25 & 26

Quilt Congress, Bella Vista, AR – "Meet Me at the Fair." Calico Cut-Ups will be the host for Quilt Congress this year! Cost for the event is \$35 per person which includes Friday evening's entertainment and Saturday's lectures and lunch. Headliner for the event is Lynne Hagmeier of Kansas Troubles! Workshops will be offered on Friday for an additional charge. Vendors will be available for your shopping pleasure, a Silent Auction will be going on, as well as a Quilt Challenge and Opportunity Quilts. See <http://calicocut-ups.blogspot.com> for more information.

October 1-3

Quilt AR! "Follow the Yellow Brick Road" at the C. A. Vines 4-H Center, Ferndale, AR, featuring classes with Gail Garber and Lola Jenkins. See www.quiltarkansas2015.com.

Oct 22-24

Autumn in the Ozarks Quilt Show in Mountain Home, AR at the Baxter County Fair Grounds. 300 traditional and art quilts, vendors, door prizes and more. See www.hillnhollowquilters.com for details.

APRIL BIRTHDAYS

Charlotte Williams
Nola Ballinger
Vivian Joyce Higgs
Boneta Hollis
Toni Baker
Rene Riggan

April 1
April 4
April 4
April 5
April 7
April 7

Happy Douglas
Lynn Fletcher
Barbara McClintock
Susan Williams
Sharon Roe

April 8
April 12
April 19
April 26
April 30

190 Jan Dr., Ste. 8, Sherwood, AR 72120

Jubilee Quilted Creations

Longarm Quilting & Custom Commission Quilts
By Appointment Only

501-835-3939 **Debbie Haley** 501-590-5936 (cell)
E-Mail: jubileequiltedcreations@yahoo.com

The French Seam

BERNINA

www.frenchseam.com


Karen French, owner
luv2sew@frenchseam.com

2015 S. Buerkle St.
Stuttgart, Arkansas 72160

870-673-8156 ph
870-673-6280 fax



NATIONAL QUILTING ASSOCIATION NEWS



GOALS FOR THIS MONTH

- Continue to tell Arkansas that the National Quilting Association will be in Little Rock this Summer.

Contact small guilds and/or quilting groups in your community, community senior groups, church groups, bank community groups, high school / college art departments, art centers, art galleries, quilt shops, antique stores, speciality shops, libraries, family and friends, assisted living centers, county arts councils. Post on community boards in grocery stores, restaurants.

Enter quilts by April 1

- Register for classes/lectures by May 1.
- Order your Arkansas Quilters Guild T-Shirt
Shirts are \$17 (2X are \$19)
Order at the April meeting or contact Lavern Schaap,
rhschaapjr@aol.com.

- Look through your stash to see if you can part with any solids, tone-on-tone or small print fabrics. Consider donating them to the guild to be used for making die-cuts to sell in the AQG booth. Bring to Latitia Nichols.

- Volunteer for the best times for you to work in the AQG Booth.

See Latitia Nichols, LN21@sbcglobal.net.

- Register on line (<http://www.nqaquilts.org/volunteers/2015/>) to be an NQA volunteer during the set-up and during the show.

- Plan on having a GREAT time in June during the show.

Thanks for all you have already done and keep up the excitement.

Lavern Schaap
AQG-NQA Liaison

Arkansas Man Quilter
"Quilting With A Difference"
Eddie Landreth
 2234 Irondale Drive
 Benton, Arkansas 72019
 (501) 326-8842
 e-mail: elandreth@sbcglobal.net
 web: arkansasmanquilter.blogspot.com



the bed-warmer
 Long-arm
 Quilting

Shellie Blake
 1312 River Oaks Drive
 Benton, AR 72019

215-350-0873
 shellieshouse@yahoo.com



OZARKS QUILT SHOW

We thought that all of you would be interested in getting the latest on the 2015 Autumn in the Ozarks Quilt Show by Hill 'N Hollow Quilters Guild.

October 22-24 2015. Educational Building, Baxter County Fairgrounds, 1507 Fairground Drive, Mountain Home, AR. Thursday and Friday – 9:30AM-5:00PM, Saturday – 9:30AM-4:00PM. Over 300 quilts, special exhibits, vendors, door prizes, demos and more. General admission \$5, under 12 free. Preadmission \$4 each for groups of 10 or more. Contact Diana Arikan, 870-424-7801, tyarikan@hotmail.com. For more information contact Show Chair Maureen Forster, 870-491-7567 or check the Guild's website, <http://www.hillnhollowquilters.com>.

Welcome New Members

Judy Bowers
 Sally SaundeJrs

Arkansas Quilters Guild, Inc.
Mary Anne Burleson
14502 Taylor Loop Rd.
Little Rock, AR 72223

**DEADLINE FOR
MAY NEWSLETTER
April 17, 2015**

Quilting Fabrics---Gammill quilting machine
Authorized **Janome Dealer**



Pinwheel Fabrics
501 847-4177
Charlotte Williams
Owner

7915 Hwy 5 North - - - - -Alexander, AR 72002
email-pinwheelfabric@sbcglobal.net www.pinwheelfabrics.com

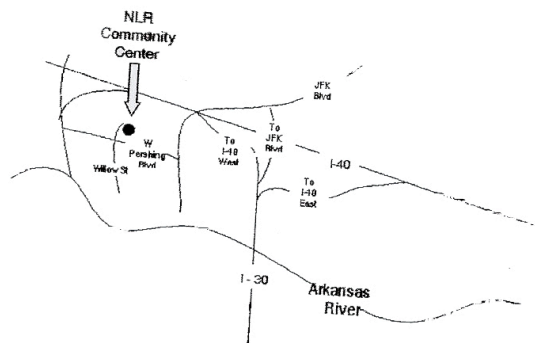
Ritsy Rags *Rene' Riggan*
Quilt Shop

Classes & Supplies,
Longarm Quilting Services

"ON THE SQUARE"
Phone: 870-269-2800
Cell: 501-250-6500

Mail: 720 Heritage Oaks Drive
Mountain View, AR 72560
Email: ritsyrags@mvtel.net
www.ritsyrag.com

AQG Meeting
NLR Community Center
2700 Willow Street
North Little Rock, Arkansas



The NLRCC is located at 2700 Willow in North Little Rock which is near the I-30/I-40 interchange. Get off I-30 or I-40 at JFK. Go south to Pershing Boulevard. Turn right. Follow Pershing to Willow. It's on the right facing the new Patrick Hays Senior Citizen's Center.