



Arkansas Quilters Guild Newsletter

Visit our web site at: www.arkansasquiltersguild.com

Number 404

February 2015

Arkansas Quilters Guild, Inc.
P. O. Box 2258
North Little Rock, AR 72115

President – Donna Toombs, 766-0900,
toombspark@aol.com

1st VP/Membership – Debbie Spinks,
835-2155, debbiespinks@sbcglobal.net

2nd VP – Judy Young, 228-9690,
judycyoung@sbcglobal.net

Secretary – Sally Burrup, 221-3156,
rcburrup@sbcglobal.net

Treasurer – Kim Lotz, 944-7152,
lotz_kim@yahoo.com

AWOL Retreat – Open

Challenges – Melissa Landreth, 326-8841,
mlandreth@sbcglobal.net

Community Service – Nola Ballinger,
565-0223, dnjballinger@gmail.com

Demos/Vendors – Open

Fund Raising – Latitia Nichols, 831-2832,
LN21@sbcglobal.net

Hostess – Marilyn Bradley, 580-7556,
marilyn.bradley@rocketmail.com; Kathy
Jones and Sharon Weinsinger

NQA Liaison – Lavern Schaap, 416-7061,
rhschaapjr@aol.com

Newsletter – Jackie Bibbs, 851-4749,
jbibbs@yahoo.com; Mary Anne
Burlison, 868-8402,
mburlison62@att.net; Pamela Hall,
september@cablelynx.com

Newsletter Ads/PR – Open

Photographer – Open

Programs to June 2015 – Liz Ketcherside,
479-331-4550, lizk@aristotle.net

Program Notes – Jan Partain, Lavern
Schaap, Bo Mittelstadt

Property – Shelia Simpson, 888-1822,
Shelia.Simpson@falconjet.com

Quilt Arkansas 2015 – Alina Polta,
760-707-3113, alinapolta@mac.com

2015 Quilt Show/Exhibit – Judy Young,
228-9690, judycyoung@sbcglobal.net;
Mary Jane Beard, 758-3637,
mjquilter@sbcglobal.net

Sunshine Chair – Judy Young, 228-9690,
judycyoung@sbcglobal.net

Webmaster – Tien Nguyen:
webmaster@arkansasquiltersguild.com

(area code 501 unless otherwise stated)

Mission Statement – *The purpose of the Arkansas Quilters Guild is to promote the appreciation of the rich heritage of the art of quilting and to enhance each member's own quilting skills and knowledge. It shall also be the purpose of this organization to expand and to enrich the art of quilting for future generations and preserve the existing quilts.*



Hello Everyone!

I hope you had a chance to attend our January AQG meeting, we had a guest speaker, Michelle Jones, from Hot Springs. She spoke to us about the color wheel. I know, we probably all have a color wheel of some sort, but some of us, namely me, have never had any discussion about how to use one. I honestly never really took it into consideration when planning my quilts. I just knew what I liked, and what I thought looked good. I didn't think much about primary, secondary, etc., when I thought about picking my colors for a project, I would just go with what I liked. This is all well and good, however, now I need to make a quilt using teal and lavender. Hmmm...what goes with those colors? Guess who is going to pull out the old color wheel and try to figure out some combinations! Thank you, Michelle, for giving me that reminder of tools that I had, but never used! I picked up several ideas about how to focus on color.

Thank you to Kathy Jones for presenting a demonstration of the disappearing pinwheel! She made it look so easy! The pinwheel disappeared into a churndash, hey...I am still working on my churndash challenge, which may become a NQA small quilt donation. Another inspiration that I got from the meeting. You can always pick up some ideas from others!

Next month our guest will be Norma McKinnon from Hickory Hill Quilts in Hot Springs. She will be showing us how to use machine embroidery in quilting projects. My machine has an embroidery feature, I look forward to a program about how I might be able to use it for my quilts.

March will bring us Debbie Caffrey, a nationally known quilter, who will be giving two full day workshops on March 7th and 8th, and she will be giving the program at the March Arkansas Quilters Guild meeting. I look

(continued on page 2)

PLEASE WEAR YOUR NAMETAG TO THE MEETINGS!

REMEMBER: NO NAMETAG – NO DOOR PRIZE!

AQG Board Meeting: Thursday, February 5, 2015, 6 p.m., The Doctors Building, 500 South University, Little Rock, AR 72205. 8th Floor Conference Room.

AQG Meeting: February 9, 2015, 6:30 p.m., North Little Rock Community Center, 2700 Willow, North Little Rock, Arkansas. Norma McKinnon, Hickory Hill Quilts, about incorporating machine embroidery into quilts.



PRESIDENT

(continued from page 1)

forward to taking her workshops, I always pick up something during these classes!

March will also bring us National Quilting Day, Saturday, March 21st. Make plans now to participate!

We have a lot of things going on this year! The NQA 2015 Show will be here in June, you have time to get a quilt entered in the show. You can also make quilts for the exhibits; Sew Batik and the Down by the Riverside challenges.

And how can I forget that this year we have Quilt Arkansas 2015! We are planning a great event with the theme of "Follow the Yellow Brick Road." The registration information will be rolled out at our next meeting so you can begin to make plans to attend.

Well, I need to get on with my ambitious intentions for the year. I have to finish up a promised Razorback quilt, get on with my challenges, finish my small quilt for NQA, and the teal and lavender baby quilt before the baby shower next month, hospice donation quilt, and so on...until next time!

Happy Stitches,
Donna Toombs

NEWS FROM THE QUILT SHOW.COM RIP – TOM RUSSELL

Tom Russell died suddenly, in Arizona, January 18. Tom's illness and recent struggles will be addressed in www.thequiltshow.com Episode 1603 coming up February 2. Tom was a shining star in our midst, with abundant creativity and kindness.

His show #1101 is now open for all to view this beloved artist and man. He will be greatly missed.

AD RATES FOR THE NEWSLETTER

Size	1 month	3 months	1 Year
1/8 page (w 3.5" x h 2")	\$10.00	\$25.00	\$90.00
1/4 page (w 3.5" x h 4.5")	20.00	50.00	180.00
1/2 page (w 7.25" x h 4.5")	40.00	100.00	360.00
full page (w 7.25" x h 9.5")	80.00	200.00	720.00

Classified rates for AQG member personal ads – 15¢ per word

All ads must be camera ready and fit the size requirement. The Newsletter Editor reserves the right to refuse ads that are not camera ready, do not fit the size requirement, or do not meet professional standards. All ads must be received no later than the second Thursday of the month; any ads received after that date will be included in the next month's publication. Please send your ads to Eddie Landreth, 501-315-3801, elandreth@sbcglobal.net. If there are any questions, contact Eddie.

UPCOMING PROGRAMS

February – Norma McKinnon from Hickory Hill Quilts will share about incorporating machine embroidery into quilts.

March – Quilt Celebrity Debbie Caffrey!

April – To be determined.

May – Airing of the Quilts.

Find your ruby slippers and Follow the Yellow Brick Road... to the new Quilt Arkansas 2015 website: <http://www.quiltarkansas2015.com/> See what's being offered in October!



QUILT CHALLENGES 2015

JOURNEY

Whether it is your journey as a quilter, a personal journey or one you dream of, express it in this Challenge Quilt for 2015. Be ready to share your (short) story when we present the challenge quilts in April 2016.

BRANCH OUT

What technique have you always wanted to try but keep putting off? This is the year for you to branch out into something new. Anything goes as long as you haven't given it a fair shot in the past and stick with it until the project is finished. See Melissa Landreth to make your commitment. The following is just a partial list of possibilities.

* Art quilt, landscape quilt, cathedral window, foundation paper piecing, English paper piecing, thread painting, hand quilting/piecing, needleturn appliqué, reverse appliqué, crazy quilting, embellishment/beading, curved piecing, Y seams, fabric folding, fabric painting/dyeing, trapunto, etc...

UFO

Once again we will run the UFO Challenge for those who need encouragement to finish already started projects. To qualify you must have started your project before January 1, 2015 and have it completed in entirety by December 31, 2015. Awards will be given to the person who completes the most quilts, the oldest finished quilt and one name will be drawn at random from those entered.

Melissa Landreth

Shannon Young wanted to let everyone know about e-mail change: SLY7181@gmail.com

TREASURER'S REPORT DECEMBER 31, 2014

ASSETS	December 31, 2014	
Centennial Bank Checking	\$	11,087.34
Outstanding Checks		(50.00)
Petty Cash/Rummage & QA 2013		100.00
Sarah Savings		0.00
Sarah CD matures 9/10/14		5,028.80
Centennial Bank \$10,000 CD		9,516.32
Total Checking/Savings	\$	25,682.46
TOTAL ASSETS	\$	25,682.46
DESIGNATED FUNDS		
Total Designated Funds	\$	7,381.60
TOTAL LIABILITIES	\$	7,381.60

INCOME	December 2014		Year to Date
Advertising	\$	0.00	\$ 450.00
AWOL - Spring		0.00	7,542.96
AWOL - Fall		0.00	5,557.94
From Savings		0.00	1,511.23
Fund Raising	2,161.50		7,482.00
Interest		0.00	0.00
Membership	490.00		3,890.00
Quilt Arkansas 2015		0.00	0.00
Newsletter		0.00	0.00
Workshop		0.00	2,245.00
Travel		0.00	0.00
Quilt Show		0.00	0.00
Misc./Stale Dated Checks		0.00	90.00
TOTAL INCOME	\$	2,651.50	\$ 28,769.13

EXPENSES	December 2014		Year to Date
Administration	\$	0.00	\$ 45.00
AWOL - Spring		0.00	7,511.96
AWOL - Fall		0.00	5,439.88
Challenges		0.00	0.00
Community Service		0.00	258.50
Demos		0.00	0.00
Door Prizes	110.15		272.82
Fund Raising	388.34		2,082.35
Membership		0.00	0.00
New Equipment		0.00	0.00
Newsletter	34.54		968.18
Programs		0.00	2,577.34
Quilt Arkansas 2015	27.32		1,869.20
Quilt Exhibit 2014		0.00	0.00
Rent		0.00	1,127.00
Tax Preparation		0.00	0.00
Web Hosting		0.00	502.80
Workshop		0.00	2,286.81
Travel		0.00	0.00
Sunshine Committee		0.00	0.00
HAM Prizes Donation		0.00	750.00
TOTAL EXPENSES	\$	560.35	\$ 25,691.84
TOTAL INCOME/EXPENSES	\$	2,091.15	\$ 3,077.29

Kim Lotz, Treasurer
12/31/14

FYI - AQG MEMBERS

If you have a quilting business/blog, etc. – a one-line link to a website/blog/phone #, etc., can be listed on the sponsor's page under "our member links."

Arkansas Man Quilter

Custom Longarm Quilting

Eddie Landreth
2234 Irondale Drive
Benton, AR 72019
phone: (501) 326-8842
email: elandreth@sbcglobal.net



QUILT WORKSHOP AT THE HAM

Magic Mirror Mandala Workshop by RaNae Merrill.
Wednesday, 2/11/15, 9:30a–4:30p. Cost \$50 + \$15
Materials Fee.

Learn the basic techniques for designing a spiral mandala quilt as you create your own version of one of Merrill's designs. See them here: <http://www.ranaemerrillquilts.com/gallery/Spiral+Mandalas>.


Visit HistoricArkansas.org or call 501-324-9351 for information.



MONTHLY SNACK REMINDER!

We would like to encourage you to bring snacks for the meeting. It doesn't need to be fancy, but everyone enjoys having a little something during the meeting.

February – O-P-Q-R
March – S-T-U
April – V-W-X-Y-Z
May – A-B-C
June – D-E-F-G
July – H-I-J
August – K-L-M
September – N-O-P
October – Q-R-S
November – T -U-V
December – Everyone! It's a party!



ARKANSAS QUILTERS GUILD
MINUTES OF THE GENERAL MEETING
12 JANUARY, 2015

The Arkansas Quilters Guild met at the North Little Rock Community Center on Monday, January 12, 2015. President Donna Toombs called the meeting to order at 6:30 pm and welcomed everyone to the meeting, noting that we have many exciting things up for AQQ in the new year.

Donna asked if everyone had read the minutes of the previous meeting and then asked for a motion to approve the minutes, which was then seconded and passed by affirmative vote.

Treasurer Kim Lotz read the treasurer's report and reported that as of December 31, 2014, the guild has a checking account working balance of \$11,037.34. For the month of December we had income of \$2,651.50, expenses of \$560.35, for a net gain of \$2,091.15.

Lavern Schaap reported on the upcoming NQA Quilt Show which will be June 18-20. A meeting was held January 5 and was a big success with 26 guild members in attendance. NQA officials were in attendance as well. Lavern reported that the online website for the show is up on the NQA site, WWW.NQAQUILTS.ORG. She noted that this is not a juried show and that they will accept up to 400 quilt entries for the show. There are numerous opportunities to volunteer, which can be done via the website. The show will be here in Little Rock for the next five years, with an option for two more. There are also 100 vendor spots available for the show.

Riley Middaugh reported on the National Quilting Day event which will be held on March 21, 2015 as a prelude event for the quilt show. It will be held at Grace Lutheran Church in Little Rock. There is a Facebook page with additional information. This can be a work day for donated quilts, and we can use more volunteers for committees.

Melissa Landreth reported on the quilt challenges that the guild will have for 2015, there will be three. (1) Your Journey – this will be a challenge to create a quilt that illustrates your journey through quilting, open to your own interpretation; (2) Branch Out – Create a quilt using a method you have not done before, such as appliqué, curved piecing, etc.; (3) UFO – Get out those UnFinished Objects and get them completed! There will be prizes for this one of Most Completed, Oldest One Completed, and one random drawing.

Alina Polta and Mary Jane reported on Quilt Arkansas 2015, which will be October 1-3, 2015. They are now taking pre-orders for shirts. There is a good assortment of classes. The website (www.quiltarkansas2015.com) is now up, and registration will begin at next month's guild meeting.

Debbie Spinks reported that 72 members have renewed their membership so far.

Nola Ballinger reported for Community Service and stated that there will be a few kits with the hopes of YOU sewing the pieces together. And if you cannot do

the quilting, surely someone in the guild will do that to help. And another can do the binding. Remember, whoever turns in the quilt gets to be "the name in the hat." Sizes recommended by the lady with Hospice are lap, crib, twin, and in-between. Of course, full size quilts will be accepted as well. They do have folks in Hospice at home. When making crib size you may want to keep it neutral as to print/color, etc. Most likely that size will not go to little ones. The drawings for prizes will be in April, August, and November. For each quilt you donate, your name will go in the hat. More is better, right?

Liz Ketcherside reported for Programs and noted that Norma McKinnon of Hickory Hill Quilts in Hot Springs will be the February program. The March program will be Deb Caffrey, who will also be teaching classes the weekend before the guild meeting. Classes will be \$50 each day, and the registration form will be on the website. The classes will again be at the Southwest Baptist campus.


Donna noted that the newsletter is now password protected with a password of 'aqgnews' on the website.

Door prizes were called out by hostesses Kathy Jones and Sharon Wiensinger. Winners were Riley Middaugh, Geannine Ott, Sherry Dodds, and Phyllis Westerfield. We had two guests in attendance, Deanna Shafer and Bonetta Hollis, and there were 59 members present.

Show and tell was presented by Eddie Landreth, who displayed a king size quilt made using the Disappearing Hourglass pattern with lines of William Morris fabrics. Jim Gatling who displayed a redwork quilt with blocks embroidered by Joan Beard that was quilted by Eddie Landreth. Judy Pearlstein showed a baby quilt in a split rail fence pattern. Lois Hall showed a Bull's Eye quilt that she made at an AWOL retreat. Jan Partain showed a quilt named "Goal!" in a criss cross pattern that is for her niece in Dallas who just got her Phd – a doctor in the family! Elaine Green showed a quilt named "Butterflies" and said that her sister brought the batik fabrics and pattern from Hawaii. Pat Crawford showed her quilt named "Orange Crush" and said that it began with a package of fabric that was Sarah Zigenbein's that she purchased in 2010, then took to sit and sews at Ferndale and slowly worked on it. It was machine quilted by Eddie Landreth and she completed the binding January 10, 2015. Riley Tyler show a garage sale quilt top that she bought in Mountain View for \$1 and then hand quilted.

After a short break, the guild resumed for the program for the evening.

Submitted by your surrogate Secretary,
 Eddie Landreth



**JOIN US MARCH 7, 8, AND 9, 2015
CLASSES, LECTURE, AND LOADS OF FUN
CLASSES HELD AT BAPTIST HEALTH
SOUTHWEST CAMPUS, LITTLE ROCK**

**"HIP TO BE SQUARE"
SEPTEMBER SONG**

Saturday March 7th
9:00 AM - 4:00 PM
Cost: \$50.00

Using the great Method #5 technique for making half-square triangle units from Debbie's book *Power Cutting, Too*, you will learn to make a variety of blocks including Split Nine Patch, as seen in the book's cover quilt "Robo-Cats", a scrappy simple Nine Patch Autumn Leaf, a scrappy Bear's Paw, and many more by making very simple, large (6"-10") half square triangle units.



"QUILTING SEASON"

Sunday, March 8th
9:00 AM - 4:00 PM
Cost: \$50.00
Requires Book \$15.00

Book contains 4 different patterns. Each pattern employs a different skill or technique. All 4 patterns are presented in the workshop. Most of the day will be spent sewing. Each quilter will choose which on the four patterns to work on and what size quilt she will make.

**LECTURE-"HOW TO HAVE IT ALL-
HOW TO MOVE IT, USE IT, AND
NEVER LOSE IT"**

Monday, March 9th
Regular AQG Meeting 6:30 PM



**DEBBIE CAFFREY
WORKSHOP REGISTRATION**

Name: _____
 Address: _____
 Telephone: _____
 E-Mail Address: _____

**"Hip to Be Square"
 Saturday, March 7, 2015**

Class Fee: \$50.00 _____

**"Quilting Season"
 Sunday, March 8, 2015**

Class Fee: \$50.00 _____
 Book is on Debbie's Web Site for \$15.00
www.debbiescreativemoments.com

Total Due: _____

Once your registration has been received, a confirmation will be sent to you along with a list of general supplies that you will need to bring with you.

I look forward to seeing you there. I know it will be a great time.
 Thank you for supporting Arkansas Quilters Guild.

Regular Guild Meeting, Monday the 9th at 6:30 PM to hear Debbie's lecture
 "How to have it all-How to move it, use it, and never lose it"
 Social Hour starts at 5:30 PM.

Mail your registration to:
 Liz Ketcherside
 P.O. Box 213
 Scott, AR 72142

JANUARY PROGRAM – COLOR TOOLS FOR QUILTERS

Michelle Jones is an accomplished quilter from Hot Springs. Her work has been shown in New York, Paducah, and Ft. Collins, Colorado, as well as Little Rock and Hot Springs. She has won ribbons in machine quilting and art quilts, even winning one for wearable art at the Dubai Quilt Guild Show, Dubai, United Arab Emirates.

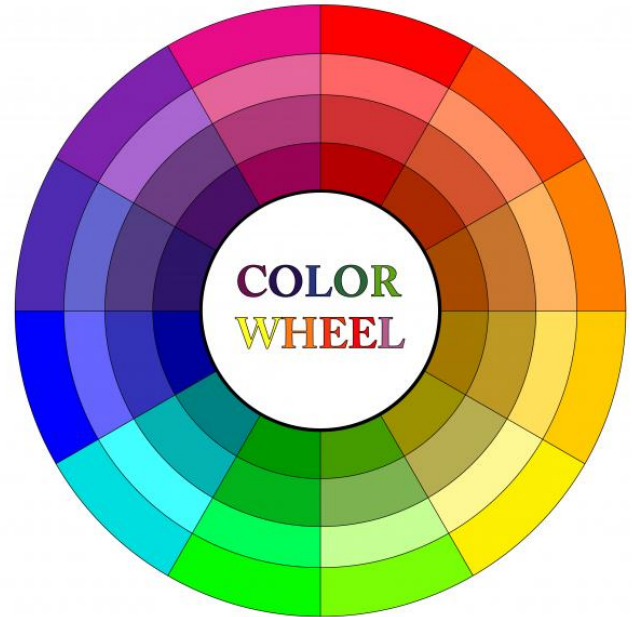
Michelle's job in a fabric shop has convinced her that one of the biggest problems quilters have is how to pick the right colors.

She shared several useful tips for making good color choices.

- * A **color wheel** shows the hues, tints, tones and shades of fabric. Michelle showed a vest she'd made that combined shades and hues that she said didn't play well together (although it looked good to me!) and the difference the background color made in a dahlia wallhanging.
- * A **design wall** is essential. No matter how good the combinations look when they're spread on a bed, they can really look different when they're vertical.
- * A **digital camera** is useful to see the entire quilt.
- * Other tools that provide perspective are **reducing glasses**, **peep holes** from the hardware store, and the "wrong" end of **binoculars**.
- * Joan Wolfrom's **Three in One Color Tool** are red glasses that show the values of every color but red, and green glasses that show the values of reds.
- * **Selvages** are easy to take with you to the store. The little colored dots on them are dye registration marks and contain the different colors in the material.
- * **Collages** are a nifty way to get the general impression of colors you like in a magazine picture of a landscape, room, or other setting. Just cut up the page and rearrange the shapes so the objects aren't identifiable but the colors are presented.
- * **Books** that Michelle recommended are *Color Play* by Joan Wolfrom and *Color and Design* by Heather Thomas.

Don't know about you, but I'm looking for a magazine to tear up now!

Respectfully submitted,
Jan Partain, Program Scribe
(one of several I hope!)



COLOR WHEEL QUILT


This color wheel wall hanging would look great in your studio! It finishes 14" square and beautifully illustrates the relationship of colors.

Download the free pattern from Connecting Threads here:
http://www.connectingthreads.com/Patterns/Color_Wheel_Wall_Hanging_Pattern_Download_D991561.HTML.





NATIONAL QUILTING ASSOCIATION NEWS



UPDATE ON PLANNING

Many of you attended the NQA Committee meeting on January 5 when Marcel Miller, President of the NQA Board and Priscilla Godfrey, Secretary of NQA joined us. What a fun, informative meeting. We loved meeting them and I think the feeling is mutual. Comments from Marcel's email thanking us for having the meeting: "It was such a pleasure to meet your group.", "Your warm welcome and enthusiasm reassured us that we made the right decision to move the show to your neck of the woods." And, from Priscilla: "Thank the group for their warm hospitality during our visit.", "We did take a few moments to visit the Quilt Show at the Historical Museum and we are so impressed with the quality of the quilts on exhibit – you have a LOT to be proud of in the work that is being done in Arkansas", "Looking forward to working with everyone soon."

WHAT MARCEL AND PRISCILLA REPORTED

Still need to get more quilt entries. Remember this is a non-juried show. The first 400 quilt entries will be accepted. Enter the SewBatik Challenge. Enter the "Down By the Riverside" challenge. Quilts will be received by Historic Arkansas Museum during the week prior to the show. Enroll in some of the 63 classes. When you enroll in a class, your registration fee is also your entrance for the run of the show. Special Events: Wednesday – Ice Cream Social to hear who the award winners are and a quick preview of the vendor booths and quilts, Thursday – Dinner with a speaker (Judy Martin), Friday – Little Quilt Auction. Quilt must be equal to or less than 30" by 30". Funds raised will support the NQA Grants Program. Local vendors – You are welcome to bring business cards and/or brochures for a display table at the show. It is up to you to resupply as needed. Parking will be available in two decks near the convention center for \$5 per day. You can see more information on all of these items at the NQA Quilt Show website: <http://www.nqaquilts.org/quiltshow/site/2015/>

WHAT WE ARE DOING TO HELP NQA

Contact groups within the state to let them know about the show and to recruit volunteers. NOTE: Please email me (rhschaapjr@aol.com) with contact info for any small groups that would benefit from attending the

show – think Art Galleries, school Art Departments, Senior Citizen Groups, church groups that like to travel to visit events, etc.

VOLUNTEER – Volunteers are needed for all events starting on June 13 thru June 20. You can see all the jobs listed on the NQA Show website. ALL VOLUNTEERS must register on the website. If you are available for several dates and/or don't have a particular duty you want to perform, you can register and then just email the volunteer coordinator the times you will be available.

NATIONAL QUILTING DAY – MARCH 21, 2015

Riley Middaugh – Coordinator for National Quilting Day

Join the Facebook Group for National Quilting Day (<https://www.facebook.com/groups/AQGNationalQuiltingDay/>).

VERY EXCITING NEWS!!! It was announced at the January AQG meeting that National Quilting Day activities would be held at Grace Lutheran Church. There has been a change in venue. Now, our National Quilting Day activities will be at Historic Arkansas Museum. Riley will be coordinating our activities with Donna Uptigrove from the museum. This will offer us much more public exposure than the church location would have. Also, visitors can see "The Great Arkansas Quilt Show 3." Plus, Historic Arkansas Museum will help in promoting the event.

Riley is asking those of you willing to present a demonstration (ideas have been: making quilt labels, needle-turn appliqué, foundation paper piecing, English paper piecing) to contact her (ram0220@aol.com).

More information to follow as plans with Historic Arkansas Museum are completed.

AQG BOOTH AT NQA SHOW

Latitia Nichols – Coordinator for NQA Show Booth

AQG is being provided a 10 ft X 10 ft vendor booth by NQA. Plans are to use the booth space to show visitors the value of joining a local guild and AQG in particular for the central Arkansas visitors. Also, we will advertise Quilt Arkansas 2015 with hopes of increasing attendance at this great event.

Latitia is preparing a Powerpoint presentation outlining guild membership, activities, etc. AQG Cookbooks, Quilters Cook Too, will be sold along with

NQA NEWS

(continued from page 8)

Kitchen Scrubbies that Lois Hall has made famous with guild members, a newly designed guild pin and die-cut packets of fabric.

What Latitia needs from you:

Scrubbies - You may knit or crochet any pattern you have from tulle or nylon netting. An easy pattern can be found at this YouTube site: <https://www.youtube.com/watch?v=z1Z1JVmoJ1E>.

Your attendance at a workday held from 10 am to 5 pm in our regular meeting room prior to the meeting on March 9. We will work on pressing and cutting fabric for the die-cuts and making scrubbies.

Pictures of guild activities, i.e., AWOL, Quilt Arkansas, guild meetings, Knot gatherings, etc. Red fabric if you have extra in your stash. These will be used in making some of the die-cuts. Volunteer to work in the AQG booth during the NQA Quilt Show

Thanks to Riley and Latitia and to all of you who have attended meetings and are ready to help NQA learn what a great quilting community we have.

Lavern Schaap
AQG-NQA Liaison

Welcome New Members

Dena Shaffer
601 Terry Dr. 2
Benton, AR 72015
autrishan@hotmail.com

Robin Tyler
53 Cessna Avenue
Greenbrier, AR 72058
robintyler.3@gmail.com

FEBRUARY BIRTHDAYS

Riley Middaugh	February 2
Georgia M Andrews	February 12
Sue Hankins	February 15
Mary Peck	February 17
Sammye Harrill	February 19
Wilma Richter	February 21
Dena Shaffer	February 22
Deanna Taber	February 22

CALENDAR OF EVENTS**2014**

August 7, 2014
through
May 3, 2015

The Great Arkansas Quilt Show III exhibit at the Historic Arkansas Museum, 200 E. Third Street, Little Rock, AR 72201. See pictures of the winners here:
<http://www.arkansasonline.com/galleries/18660/album/>

2015

March 9

AQG workday held from 10 am to 5 pm in our regular meeting room prior to the meeting on 3/9. We will work on pressing and cutting fabric for the die-cuts and making scrubbies in preparation for National Quilting Day.

March 14

Plantation Agriculture will offer a Table Topper workshop taught by Rene Riggan from Ritsy Rags from 9 am-4 pm for \$20 + \$10 kit. Bring your sewing machine and supplies. Contact Musuem (plantationagrimuseum@arkansas.com, 501-961-1409) for more information.

March 21

National Quilting Day, AQG activities will be held at the Historic Arkansas Museum. Riley Middaugh is coordinating and looking for demos. Contact her at ram0220@aol.com.

June 18-20

NQA "Down by the Riverside" Quilt Show at the Statehouse Convention Center in Little Rock. See www.nqaquilts.org.

July 10-11

Hot Springs Area Quilt Guilds' QUILTFEST at the Hot Springs Convention Center with cash, prizes and ribbons! NQA certified judges, over 200 quilts, door prizes and vendors. For more information see www.hsaquiltguild.com.

October 1-3

Quilt AR! "Follow the Yellow Brick Road" at the C. A. Vines 4-H Center, Ferndale, AR, featuring classes with Gail Garber and Lola Jenkins. See www.quiltarkansas2015.com.


Arkansas Quilters Guild, Inc.

Mary Anne Burleson
14502 Taylor Loop Rd.
Little Rock, AR 72223

**DEADLINE FOR
MARCH NEWSLETTER
February 13, 2014**

Quilting Fabrics---Gammill quilting machine

Authorized **Janome Dealer**



Pinwheel Fabrics

501 847-4177

Charlotte Williams

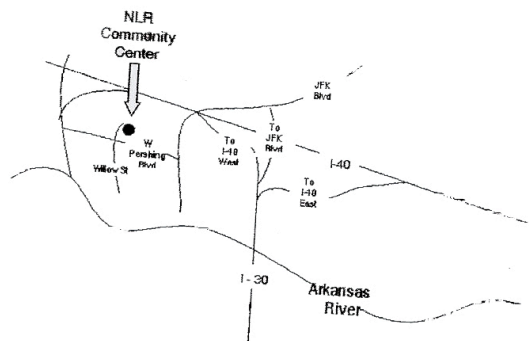
Owner

7915 Hwy 5 North - - - - -Alexander, AR 72002

email-pinwheelfabric@sbcglobal.net

www.pinwheelfabrics.com

AQG Meeting
NLR Community Center
2700 Willow Street
North Little Rock, Arkansas



Ritsy Rags *Rene' Riggan*
Quilt Shop

Classes & Supplies,
Longarm Quilting Services

"ON THE SQUARE"
Phone: 870-269-2800
Cell: 501-250-6500

Mail: 720 Heritage Oaks Drive
Mountain View, AR 72560
Email: ritsyrags@mvtel.net
www.ritsyrag.com

The NLRCC is located at 2700 Willow in North Little Rock which is near the I-30/I-40 interchange. Get off I-30 or I-40 at JFK. Go south to Pershing Boulevard. Turn right. Follow Pershing to Willow. It's on the right facing the new Patrick Hays Senior Citizen's Center.