



Arkansas Quilters Guild Newsletter

Visit our web site at: www.arkansasquiltersguild.com

Number 414

December 2015

Arkansas Quilters Guild, Inc.
P. O. Box 2258
North Little Rock, AR 72115

President – Donna Toombs, 766-0900,
toombspark@aol.com
1st VP/Membership – Debbie Spinks
2nd VP – Alina Polta
Secretary – Sally Burrup
Treasurer – Kim Lotz

AWOL Retreat – Open
Challenges – Melissa Landreth,
Community Service – Nola Ballinger
Demos/Vendors – Open
Fund Raising – Latitia Nichols
Hostess – Kathy Jones; Sharon Weinsinger
NQA Liaison – Lavern Schaap
Newsletter – Jackie Bibbs, 851-4749,
jbibbs@yahoo.com; Mary Anne
Burlison; Pamela Hall
Newsletter Ads/PR – Eddie Landreth
Programs to June 2015 – Liz Ketcherside
Program Notes – Jan Partain, Lavern
Schaap, Bo Mittelstadt
Property – Shelia Simpson
Quilt Arkansas 2015 – Alina Polta
2015 Quilt Show/Exhibit – Judy Young;
Mary Jane Beard, 758-3637
Sunshine Chair – Judy Young
Webmaster – Alina Polta,
alinapolta@mac.com

(area code 501 unless otherwise stated)

FYI - AQG MEMBERS

If you have a quilting business/blog, etc. – a one-line link to a website/blog/phone #, etc., can be listed on the sponsor's page under "our member links."



Mission Statement – *The purpose of the Arkansas Quilters Guild is to promote the appreciation of the rich heritage of the art of quilting and to enhance each member's own quilting skills and knowledge. It shall also be the purpose of this organization to expand and to enrich the art of quilting for future generations and preserve the existing quilts.*

Greetings!

I would like to take this time to thank you all for allowing me to serve as your guild president for the past two years. It sure has been a fun and busy time! I have enjoyed spending time with, and getting to know, so many of you. It is a privilege and an honor to be a part of this guild, this organization of people with common interests, our love of quilts! The membership of this guild reflects the quilting community and it is exciting to be a part of this group. Members, both past and present, have generously shared their enthusiasm and expertise with us. I am proud to be counted among that community, and will continue to help in any way that I can.

I have to admit that I got inspired at our last meeting while listening to Donna Robertson, with Fabric Café, to get some quilts completed. I now know a technique and pattern base that will help me make a cute quilt, quickly. My only problem is that I have to clear the deck, so to speak, make room to begin to work on my new projects. So I put a little quilt on my machine, and I got it quilted. It's not expert, but it's done. Then I loaded up another top that I had and will quilt it in the next day or so. I guess that the meeting helped push me toward action, finish something! And one thing leads to another, who knows, I may get something else done next week! And then, maybe I can finish my 3 yard quilt...

I hope that you all have a great month. I know I have a lot of things I would like to finish!

Happy stitches,
Donna Toombs

PLEASE WEAR YOUR NAMETAG TO THE MEETINGS!
REMEMBER: NO NAMETAG – NO DOOR PRIZE!

AQG Board Meeting: Thursday, December 10, 2015, 6 p.m., Whole Hog Cafe, 2516 Cantrell, Little Rock, AR 72202.

AQG Meeting: Monday, December 14, 2015, 6:30 p.m., North Little Rock Community Center, 2700 Willow, North Little Rock, Arkansas. PARTY!!

OCTOBER 2015 PROGRAM

Donna Robertson, Fabric Café

Donna and her husband Bob have inspiring stories of life after retirement. Donna started two companies after retiring as the editorial director of a needlecraft company for 20 years. And Bob, the CEO of Fabric Café (Carry Everything Out, that is), is using his years of education and experience as an aerospace engineer to be an imminently qualified sewing machine mechanic.

In 2001 she and her daughter opened their first venture, Chenille By The Inch. Then in 2008, when the economy tanked, she realized that quilting is economical, so she devised the Amazing Economy Quilt that uses only three yards. And she frugally used the Moda fabrics in her shop that were not moving.

Her kits were an instant success, and she's now up to 38 designs and three books on the three-yard quilts, plus lots of others on different products.

Donna gave several tips to use her patterns:

- > There must be no less than 42" of each of the three yards after the selvages are trimmed.
- > Fabrics should be light, medium, and dark; big, medium, and small.
- > Fabrics should be prewashed, after zigzagging the raw edges, and then squared up before cutting.
- > Pieces should be put in plastic bags labeled with Sharpies.
- > Totally different looks can be achieved by changing the position of the fabrics.
- > Don't use shortcuts; follow her directions exactly.

Each three-yard kit can make a generous lap quilt or a baby quilt, 45" x 60" – or up to 50" x 64". Depending on the pattern, two kits are needed for a twin and four for a queen or king. The kits have enough fabric for borders that aren't mitered and for binding if her single-fold method is used.

Donna showed examples of the importance of a consistent scant quarter-inch seam, with the same pattern resulting in a quilt that was 2" shorter because of a bigger seam. She sells a Stitch Calibrator and the Purple Ledge to ensure the correct seam allowance.

We were treated to a quilt show that featured two versions of 17 patterns to see the difference fabric selection makes. We also saw the WIPs of the members who had taken the afternoon class Donna taught. Pretty fast work!

Three lucky AQQ members won books, but everyone got a free pattern.

Donna has several helpful tutorials, as well as her patterns and other products, on her website: www.fabriccafe.com and lots of interesting stuff at www.fabriccafe.blogspot.com – and Facebook, of course. Be sure to visit her website in her birthday month of June, because she gives everyone a free pattern then.

Respectfully submitted,
Jan Partain, Program Scribe
(Still putting off zigzagging the raw edges before I prewash the three yards I bought.)

UPCOMING PROGRAMS

2015

December – Party!

2016

January – Meet Your Members with Mary Jane Beard and Lavern Schaap.

February – The wife of a US Ambassador to several African nations.

March – National Teacher, Dawn Heese from Linen Closet Designs.



IT'S A PARTY!

The December AQQ meeting will be a party! Please bring food according to your last name: A-L brings savory and M-Z brings sweets. Everyone should bring FAT QUARTERS for QUILT BINGO.

DUES DUE!

Please bring a check to pay your AQQ 2016 dues to the November meeting. Debbie Spinks will gladly renew your membership!



ARKANSAS QUILTERS GUILD
MINUTES OF THE GENERAL MEETING
9 NOVEMBER, 2015

The meeting was called to order at 6:30 PM by President Donna Toombs.

The minutes of the previous meeting were approved as published in the newsletter.

The Treasurer's Report will be published in the members' section of the website.

Committee Reports

Membership – Debbie Spinks

We now have 134 members. Welcome to new members are Agnes Ross, Tamara Burdette, and Andrea Fuss.

AWOL – Leah Sample

Leah explained that AWOL is "Arkansas Women (and men) on the Loose." The next sit and sew retreat will be held at the C.A. Vines 4-H Center in Ferndale on March 18-20, 2016. There are both 'quiet' and 'loud' rooms so everyone's preferences are met. It is an excellent opportunity to see what others are working on, get help from experienced quilters, and possibly see demonstrations. Registration is now open. There is information and forms on the website also. We usually also have some form of entertainment on Saturday night which in the past has included Bingo, Fat Quarter Craps, or musical entertainment. There is no curfew; attendees can sew all night if desired.

Quilt Exhibit – Mary Jane Beard

The quilt exhibit is up at the Terry Library in Little Rock. The library is doing a Viewer's Choice contest. Please go and see the exhibit and vote for your favorite! Frances Wade is making ribbons for the winners. Voting will end on December 6th so that the ribbons can be on the quilts from December 9th through the 15th. Help is needed to take the quilts down. Those who have quilts in the exhibit will need to pick them up on the 15th or give Mary Jane instructions on what to do with the quilts. The library is open until 6:00 PM on Wednesday and Friday and 8:00 PM on other weekdays.

Programs – Liz Ketcherside

The class held the day of the meeting by The Fabric Café was fantastic! Liz had all participants hold up what they had made in the class and all were beautiful. There were 19 in attendance at the class.

The December meeting will be our annual party. We will play bingo and bingo cards will be purchased with Fat Quarters. If you want to play multiple cards, bring lots of fat quarters! There will be prizes in addition to the fat quarters brought for the game. Those with last names

beginning with A through L should bring savory food items and those with last names beginning with M through Z should bring sweet food items.

March 2016 will be our classes and lecture by our national teacher Dawn Heese. There are already 11 people signed up for the class on Saturday and 9 for Sunday; if you want to participate, please sign up as soon as possible as the classes are filling up fast.

Donna Toombs mentioned that Tamela McGinty from Hospice Home Care was to come to the meeting but must have had a complication. Donna told of a living testimonial from a member of the Saline County guild, Judy Pinkston Parker, who was at the hospice when one of our donation quilts was gifted. It was a very emotional experience and the quilt was greatly appreciated!

Hostess – Kathy Jones and Sharon Weinsinger

We had 64 members and 10 guests present. The guests were: Jo Dumas, Pam Wells, Carol Hurt, Hazel Rice, Linda Coburn, Karen Bailey, Meg Collum, Charlotte Webber, Tracy Smith, and Sharon Roberts.

Kathy also gave a reminder that there were still freebies on the table by the door and to check them out during break.

Door prizes were won by Judy Bowers, Marilyn Weaver, Lois Hall, Lynn Fletcher, and Riley Middaugh.

Finally, Donna Toombs mentioned that while we have elected our new officers, help is needed to staff committees. Please volunteer as this is a good way to get acquainted and make new friends.

At the end of the meeting, Liz Ketcherside gave our guest speaker, Donna Robertson, a copy of our guild's cookbook.

Show and Tell

Marilyn Weaver showed us two gifts for her friends in Branson. The two quilts used the same pattern, Embroidery Christmas Tree (OESD-Swirls) and were called Merry Christmas. Judy Pearlstein brought the Carpenter's Star that she started at Judy Rickard's class at Quilt Arkansas. She also showed us the two quilt tops she assembled from the fabric bingo cards used for the Quilt Arkansas bingo games. Wanda Cockrell displayed Triangle Frenzy, a Christmas table-topper. She got the idea for it at a retreat. Wanda also showed us 3 quilts that she made in the class on the day of the meeting; one was from the Sew Quick pattern, the second from the

MINUTES

(continued from page 3)

Byzantine Door pattern, and the third was a Pinwheels Plus 1 which will be a donation quilt for hospice. Robin Tyler quilted the Pinwheel Plus 1. Pam Wells also quilted the Sew Simple donation quilt at no charge.

Elaine Green showed us a quilt that she received as a gift from her quilting group that makes quilts for CARTI. It is a Signature/Friendship quilt and is now a treasured possession! The quilt was designed by Delorse Richards. Elaine also brought a quote to share: "Cooking is for those who don't know how to quilt!" One of our visitors, Jo Dumas, brought a quilt that she purchased at the National Quilt Show; it is from a pattern called Stepping Up. Melissa Landreth brought the culmination of her 4-year effort. It was a project she started at Mickey Dupree's class and it has mitered borders. Riley Middaugh showed the group the raffle quilt she made for the Grace Lutheran Craft Show that will be held on Saturday, November 14th. She has tickets if anyone would like to purchase one.

Sammye Harrill brought the Diamonds are Forever quilt that she started at Judy Rickard's class at Quilt Arkansas. Patty Harris showed us two quilts; one was called Tulip Quilt and it uses flying geese blocks. This quilt is for her 10-year-old niece and was made by Patty and her sister, Peggy. It was machine quilted by Shelly Blair. The second quilt was for her 7-year-old niece and it is called Happy Puppies. Her niece just loves dogs. This was also made by Patty and her sister, Peggy, and was quilted by Patty herself!

Eddie Landeth showed us 9-Patch Pizazz that he made in Leah Sample's class at Quilt Arkansas. He pieced it on Thursday, quilted it on Friday, and bound it on Saturday. (Yes, we are amazed.) Eddie also brought William Morris "Friends," a pattern by Michele Hill. He started the quilt in 2011 and it is finally done! The final quilt Eddie showed us was a Batik Jelly Roll Quilt that he made to try to use up some of his stash.

Judy Bowers was next with three items. The first was a quilt she found on her porch when returning home last Saturday. It is a velvet scrap quilt made by her grandmother which is a Victorian scrap quilt with embroidery. Judy said her cousin has had the quilt for many years and she asked long ago that if he ever wanted to get rid of it, she wanted it. The second one was from a pattern called Rocky Mountain Bear Claw, a Judy Niemeyer pattern. Judy Bowers is a certified Quiltworx instructor and they send her quilts to display for her lectures in the Hot Springs area. The timing was right to share them with our guild as well! The third quilt was also lent from Quiltworx and was called Sunburst 2015.

Liz Ketcherside showed us the Mondo bag she made at Quilt Arkansas in the class offered by Carol Mosley-Flowers from the Stitchin Post. Liz also showed us the wool journal cover she started at Quilt Arkansas. It is called Lavender Lambs. The journal cover will also be her Out of the Box challenge as she has never worked with wool before. Tamara Brown brought two quilts to show. One was a beautiful appliqué quilt called Applique Garden and the other was called Midnight Colors. Donna Toombs showed us a table runner that she is making for her mother. It uses 30-degree triangles. Donna told us the project went much better after she broke down and bought the ruler recommended for the project! If anyone needs to borrow the ruler, let Donna know. The table runner is made with strips from a jelly roll.

Submitted by,
Jan Partain

ARKANSAS QUILTERS GUILD QUILT EXHIBIT

Adolphine Fletcher Terry Library — Little Rock
October 15 – December 15, 2015
2015 Napa Valley Dr., Little Rock

Don't forget to go by the Terry Library
and vote for your favorite quilt.
1st, 2nd & 3rd place ribbons will be awarded!

STOP IN FOR A VISIT!

After her trunk show, Donna Robertson's website, www.FabricCafe.com, will keep you current with her 3-yard quilts and Chenille-by-the-inch. You can see lots of photos at blogspot.fabriccafe.com, as well as travel schedules, history and more!

Rene' Riggan

Ritsy Rags Quilt Shop

**Classes & Supplies,
Longarm Quilting Services**

"ON THE SQUARE"
Phone: 870-269-2800
Cell: 501-250-6500

Mail: 720 Heritage Oaks Drive
Mountain View, AR 72560
Email: ritsyrag@mvte.net
www.ritsyrag.com


Dawn Heese Linen Closet Designs

Vintage inspired designs for today's quilter.

**JOIN US SATURDAY MARCH 12TH AND SUNDAY THE 13TH, 2016
FOR 2 FUN FILLED DAYS OF LEARNING, LAUGHING, AND CREATING
CLASSES HELD AT BAPTIST HEALTH
SOUTHWEST CAMPUS, LITTLE ROCK**


"VERMILLION"
FROM DAWN'S BOOK
"COTTAGE CHARM"
Saturday March 12TH
9:00 AM - 4:00 PM
Cost: \$50.00

Look closely...it's not just red and cream. It's 12 different reds and 2 different cream backgrounds! The tulip appliqué blocks are a redesign from her grandmothers original quilt.



"PATHWAYS"
FROM DAWN'S BOOK
"AUTUMN SPLENDOR"
Sunday, March 13th
9:00 AM - 4:00 PM
Cost: \$50.00

One of my favorite autumn traditions is taking walks. Leaves crinkle underneath your feet, the air is crisp and invigorating and Mother Nature's colors are spectacular. Dawn has captured that feeling in this quilt.



**LECTURE AND TRUNK SHOW AT REGULAR GUILD MEETING
MARCH 14TH AT 6:30 PM**

"FROM SMALL TOWN GIRL TO DESIGNER"

Follow Dawn on her journey into the quilting business. Learn how she got into publishing and fabric design. Sit back and enjoy the trunk show of 50 quilts.

**DAWN HEESE
WORKSHOP REGISTRATION**

Name: _____
Address: _____
Telephone: _____
E-Mail Address: _____

**"VERMILLION"
Saturday, March 12, 2016**

Class Fee: \$50.00 _____

**"PATHWAYS"
Sunday, March 13, 2016**

Class Fee: \$50.00 _____

Sign up for both classes and save \$20.00

Total Due: _____

Once your registration has been received, a confirmation will be sent to you along with a list of general supplies that you will need to bring with you.

**Join us in 2 fun filled days of creating beautiful quilts with Dawn.
Enjoying old friends and making new ones.
Thank you for supporting Arkansas Quilters Guild.**

**Don't Forget Regular Guild Meeting, Monday the 14th at 6:30 PM
For Dawn's Lecture and Trunk Show
Social Hour starts at 5:30 PM.**

**Mail your registration to:
Liz Ketcherside
P.O. Box 213
Scott, AR 72142**

CALENDAR OF EVENTS

2015

- Oct 15 - Dec 15 AQQ Quilt Exhibit at Terry Library, 2015 Napa Valley Dr., Little Rock.
- Nov 21 AQQ Sit and Sew at Southwest Hospital from 8-4.
- Dec 19 AQQ Sit and Sew at Southwest Hospital from 8-4.

2016

- March 12 Dawn Heese class "Vermillion" from her book "Cottage Charm." 9:00 AM to 4 PM. Cost \$50.
- March 13 Dawn Heese class "Pathways" from her book "Autumn Splendor." 9:00 AM to 4 PM. Cost \$50.
- March 18-20 AWOL quilting retreat at C. A. Vines 4-H Center, Ferndale, AR. See Eddie Landreth for info and registration.



Welcome New Members

Linda Coburn
 Andrea Fuss
 Tamra Burdette
 Agnes Ross
 Cindy Barszczewski

DECEMBER BIRTHDAYS

| | |
|-------------------|-------------|
| Cloie Morgan | December 4 |
| Marilyn Bradley | December 6 |
| Sharon Weinsinger | December 6 |
| Margaret Miller | December 11 |
| Lois Hall | December 13 |
| Evelyn Looper | December 13 |
| Roxana Whitner | December 13 |
| Sally Saunders | December 21 |
| Beverly Phillips | December 28 |




Arkansas Quilters Guild, Inc.

Mary Anne Burleson
14502 Taylor Loop Rd.
Little Rock, AR 72223

**DEADLINE FOR
JANUARY NEWSLETTER
December 18, 2015**

Quilting Fabrics---Gammill quilting machine

Authorized **Janome Dealer**



Pinwheel Fabrics

501 847-4177

Charlotte Williams

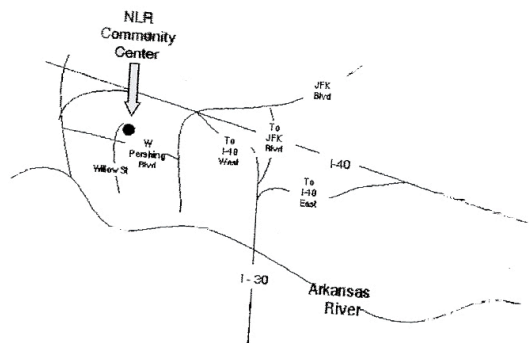
Owner

7915 Hwy 5 North - - - - -Alexander, AR 72002

email: pinwheelfabric@sbcglobal.net

www.pinwheelfabrics.com

AQG Meeting
NLR Community Center
2700 Willow Street
North Little Rock, Arkansas



Arkansas Man Quilter

"Quilting With A Difference"


Eddie Landreth

2234 Irondale Drive
Benton, Arkansas 72019

(501) 326-8842

e-mail: elandreth@sbcglobal.net

web: arkansasmanquilter.blogspot.com



The NLRCC is located at 2700 Willow in North Little Rock which is near the I-30/I-40 interchange. Get off I-30 or I-40 at JFK. Go south to Pershing Boulevard. Turn right. Follow Pershing to Willow. It's on the right facing the new Patrick Hays Senior Citizen's Center.