



Arkansas Quilters Guild Newsletter

Visit our web site at: www.arkansasquiltersguild.org

Number 422

August 2016

Arkansas Quilters Guild, Inc.
P. O. Box 2258
North Little Rock, AR 72115

President – Alina Polta, 760-707-3113,
alinapoltaaqq@gmail.com

1st VP/Membership – Mary Jane Beard,
mjquilter@sbcglobal.net, 772-6210

2nd VP – Judy Young, judycyoung@
sbcglobal.net

Secretary – Cynthia Quick, Cynthia.Quick@
va.gov

Treasurer – Kim Lotz, lotz_kim@yahoo.com

AWOL Retreat – Leah Sample, Isample9@
att.net & Eddie Landreth

Challenges – Beverly Phillips,
pinkfarmhouse@gmail.com & Lynn
Fletcher

Community Service – Alicia Bell,
cwarbell@hotmail.com, 282-5798

Demos/Vendors – Donna Toombs,
toombspark@aol.com

Fund Raising – Boneta Hollis

Hostess – Judy Stewart, jstewartmedia@
yahoo.com & Sally Burrup, rcburrup@
sbcglobal.net

Newsletter – Jackie Bibbs, 851-4749,
jbibbs@yahoo.com; Mary Anne
Burlison; Pamela Hall

Newsletter Ads/PR – Open

Programs – Lavern Schaap, rhschaapjr@
aol.com & Debbie Spinks,
debbiespinks@sbcglobal.net

Program Notes – Jan Partain, janpartain@
hotmail.com

Property – Open

Quilt Arkansas 2017 – Angie Heifner,
agheifner@icloud.com, 765-4814

2016 Quilt Show/Exhibit – Judy Young,
judycyoung@sbcglobal.net

Sunshine Chair – Shannon Young,
SLY7181@gmail.com

Webmaster – Alina Polta,
alinapolta@mac.com

(area code 501 unless otherwise stated)

Mission Statement – *The purpose of the Arkansas Quilters Guild is to promote the appreciation of the rich heritage of the art of quilting and to enhance each member's own quilting skills and knowledge. It shall also be the purpose of this organization to expand and to enrich the art of quilting for future generations and preserve the existing quilts.*

Greetings Fellow Quilters,

Wow what a wonderful turn out for our annual yard sale! Thank you to all who donated their “quilty” goods and those who generously shopped! And a special thank you to Lavern and Debbie for organizing the sale! It was a special treat hearing the UFO stories and the silent auction was a fun addition, and no one got hurt during the bidding! LOL

I have been trying to work through my own UFOs and the program helped me re-focus my brain on busting through my long list! Hopefully many of you were inspired to get yours done as well!

Summer sure came in quickly and seems to be exiting just as fast...I can't believe it is almost August. I for one am looking forward to cooler weather and my munchkins to start school back up.

So keep busting through your UFOs and don't forget to bring them to Show and Tell...that is still my favorite part of guild night! I love to see what everyone has been working on! We have some very talented quilters in our guild! :)

Happy Stitching!
Alina Polta

PLEASE WEAR YOUR NAMETAG TO THE MEETINGS!
REMEMBER: NO NAMETAG – NO DOOR PRIZE!

AQG Board Meeting: Thursday, August 4, 2016, 6 p.m., Whole Hog Cafe, 2516 Cantrell, Little Rock, AR 72202.

AQG Meeting: Monday, August 8, 2016, 6:30 p.m., North Little Rock Community Center, 2700 Willow, North Little Rock, Arkansas. Hipster Bag Workshop by Kellie Coleman, 12:30-4:30 p.m. Bag Night – Show and Tell of Bags.



YARD SALE

We made	\$717.52
We had expenses of	\$60.32
Leaving us with a net profit of	\$657.20

ARKANSAS QUILTERS GUILD
2016 PROGRAM GUIDE

August 8

Bag Night

- * Kellie Coleman – some of her experiences/tips for bag-making. Show and Tell – EVERYONE bring the favorite of your own bag creations. **PRIZE** – 2 Tickets to Esse Purse Museum for the guild's favorite bag'

Day Workshop

- * Kellie Coleman – “Hipster Bag, 12:30 - 4:30 pm. See Registration Form elsewhere in this newsletter.

September 12

- * “Through the Porthole” – Tips on getting the most from your visit to a national quilt show. Slide show and panel/group discussion.

October 10

- * Sandy Fitzpatrick. Hissyfitz Workshop – Machine Appliqué – “Gorgeous Gourds.” Any of her patterns. See Debbie Spinks to view the notebook of available patterns or look on Sandy's website, <http://www.hissyfitzdesigns.com>. See Registration Form elsewhere in this newsletter.
- * Lecture in evening.

November 14

- * “Stash Buster Quilts”

December 12

- * Auction and Party. Gaylen McGee, Auctioneer.



**Hickory Hill
Quilts
and
Sewing Center**

Premium quilting fabrics
by
Maywood Studios
Timeless Treasures
Hoffman of California
Robert Kaufman
Moda
and many more

Monday thru Saturday
10 am - 5 pm

Your thread connection...
Isacord, Mettler, Presencia, King Tut

Over 200 bolts
of Batiks

Home of the Hickory Nuts
“We're not just nuts...we're Hickory Nuts!”

327 North Highway 7 Hot Springs, AR 71901 501-318-2739
www.hhqsewingcenter.com
“Join us on Facebook for the latest news and class schedules”

MONTHLY SNACK REMINDER!

We would like to encourage you to bring snacks for the meeting. It doesn't need to be fancy, but everyone enjoys having a little something during the meeting.

August S-T-U

September V-W-X-Y-Z

October A-B-C



November D-E-F

December G-H-I

AD RATES FOR THE NEWSLETTER

Size	1 month	3 months	1 Year
1/8 page (w 3.5" x h 2")	\$10.00	\$25.00	\$90.00
1/4 page (w 3.5" x h 4.5")	20.00	50.00	180.00
1/2 page (w 7.25" x h 4.5")	40.00	100.00	360.00
full page (w 7.25" x h 9.5")	80.00	200.00	720.00
Classified rates for AQG member personal ads – 15¢ per word			

All ads must be camera ready and fit the size requirement. The Newsletter Editor reserves the right to refuse ads that are not camera ready, do not fit the size requirement, or do not meet professional standards. All ads must be received no later than the second Thursday of the month; any ads received after that date will be included in the next month's publication. Please send your ads to Alina Polta, webmaster@arkansasquiltersguild.org. If there are any questions, contact Alina.



MACHINE APPLIQUE WORKSHOP

Instructor: Sandy Fitzpatrick
of Hissyfitz Designs

NLR Community Center
October 10, 2016
9:00 – 4:00 pm

Member Cost: \$40, Nonmember cost: \$50

No need to fear the dreaded “A” word any longer. Using fusible and non-fusible techniques, Sandy will take away the mystery and dread as you learn how easy the process really is. You will improve your machine applique techniques with more than just the basics. Learn how to do so much more with satin-stitching, blanket-stitching, and the decorative stitches on your machine.

WORKSHOP REGISTRATION:

Name: _____

Address: _____

Telephone: _____

E-Mail: _____

Once your registration and workshop fee is received, a confirmation will be sent to you.

MAIL REGISTRATION TO:

Debbie Spinks
1 Wayside Dr.
North Little Rock, AR 72120

See attached sheet for supply list and more information from Hissyfits Designs

ARKANSAS QUILTERS GUILD
MINUTES OF THE GENERAL MEETING
11 JULY, 2016

The meeting was called to order at 6:30 pm by President Alina Polta. The meeting was special because there was a yard sale and a “UFO” story/competition scheduled.

The yard sale was spread out for all to view and started at 6:10 pm. This was followed by AQG members presenting their UFO and telling the story behind it.

UFO Stories

Lavern Schaap presented the definition (of a sort) of procrastination.

Mary Jane Beard showed approximately 20 blocks done in tan, brown, and black. When asked why she did not want to finish as she had so much of it completed, she stated “Because it is not purple!”

Lavern Schaap had a medallion quilt made with a tulip center done in rose, pink, and purple. She even had the side panels ready. Lavern spoke of how she had created the various elements in accordance with a month-by-month project. The center was applique, next came squares, followed by points, and that was about when she stopped working on it.

Debbie Spinks had her son select the green and golden colored fabric in order for her to make a masculine oriented quilt for him. She used the Churn Dash pattern but eventually thought it was too boring and stopped. She shared that she has since made him several other quilts.

Mary Jane Beard, about 15 years ago, was offered a hat box full of completed blocks with a muslin backing.

Beth Freeman was creating an on-line project using the Log Cabin pattern with embroidered centers when what should happen but – “Look, a squirrel!” Thus, she had no more interest in the quilt.

Sue Womack moved to Kansas in 1995 and saw a quilt done in brown check that she thought had lace applied on it. She later learned that this is called “Chicken Scratch.”

Pam Brown had about 13 blocks done in red, white, and blue completed before deciding that she simply had too much to do and stopped work on her quilt.

A vote was done for the best UFO procrastination story and the winner was Beth Freeman and her squirrel.

President Alina Polta then took over the podium and the official part of the meeting began.

No corrections or additions to the minutes were offered. Beth Freeman moved to accept the minutes as published and Sally Burrup seconded the move.

BUSINESS

Treasurer’s Report: Treasurer Kim Lotz provided this report.

Committee Reports

Quilt Exhibit at Terry Library: Judy Young reminded everyone that the Exhibit begins with the hanging of quilts on October 11th and the quilts will be taken down December 13th. Help is requested for sorting, arranging, and taking the quilts to the volunteers who will climb the ladders to actually hang the quilts. There is a required form to share information about each quilt and it is available in the AQG newsletter and the website. There is a time requirement for the quilts – they must have been finished after January, 2014. Wade will provide a prize Viewers’ Choice Ribbon. Miniature quilts are requested and will be displayed in a locked cabinet. Judy shared that the Terry Library is beginning to treat the Quilt Show as an annual event!

AWOL: Leah Sample repeated that AWOL is still scheduled for November at the 4-H Center. She also stated that the Sit-N-Sew will be this weekend at the South-West campus near the Bass Pro shop.

Membership: Mary Jane Beard, Chair, proudly shared that there are now 118 paid members for 2016. (The goal remains to have 160 paid members). A visitor this evening went ahead and joined! She reminded everyone that prizes are given for those who bring a guest and again if the guest joins AQG. She also informed everyone that the membership price is now pro-rated for the remainder of the year.

Fund Raising: Boneta Hollis proudly shared that her daughter graduated as a nurse last month. She stated that she will bring the name tags to the next meeting for those who have ordered one. She also asked that people think of possible fund raising ideas and share them with her.

Community Service: Alicia Bell, Chair, stated that she has an appointment tomorrow to meet with the representative from The Call and will be presenting to

them 19 boxed and ready quilts. She has 4 more quilts that are complete, 5 tops that need quilting, and she still has about 11 kits available. She reminded us that there will be a prize for all those who donate a quilt. Alicia plans to have kits available for the next Sit and Sew, although it will be only a half workday.

Programs & Workshops: Kelly Kolman stated that she will present a class next month on making bags and demonstrated several bags and the basic technique for creating them. Debbie Spinks, Co-Chair said that Hissy-Fitz has agreed to present a workshop in October on machine applique and has more than 33 patterns to choose from. Some of the patterns have kits available. Alina Polta displayed Bugs and Hisses, a design by Sandy Fitzpatrick from the Hissy-Fitz Designs, hanging on the wall as an example of one pattern.

Hostess: Judy Stewart announced that tonight there were 56 members present and two guests. The August fabric exchange will be fat quarters in a cream or light colored material. The fabric exchange winner this evening was Beth Freeman. The Door prize winners this evening were Kim Lotz, Carol Hurt, and Meg Cullum.

NEW BUSINESS

Barbara Monroe, from the Presbyterian Church in Jacksonville, spoke about a Solar Under the Sun project that provides clean drinking water to people in Honduras. They have expanded to include donating clothing for children. They are making dresses for little girls and shorts for the boys in Honduras and they would like to have fabric donated for their project. She came this evening as asked in order to see what fabric might be available for this project. One dress is about $\frac{3}{4}$ yard of material.

Alina Polta asked that advertisements not be sent to Eddie Landreth anymore. She also announced that the quilt shop Rabbits' Lair is closing.

Meeting was closed at 8:35 p.m.

Show and Tell

Pat Crawford displayed her Tumbling Triangles, a donation quilt with matching pillowcase. Her creamy yellow, red, and green quilt was made using the 3 yard quilt pattern that she started after she attended AQG's November 9, 2015 workshop with Donna Robertson of Fabric Café. She also brought Delectable Mountains, a pattern used to meet the Piece Maker Knot 2016 Challenge.

Sue Womack and Pam Brown created a Razorback quilt called Stitching Together. She and her Knot made the quilt for a fund raiser and embroidered fancy cornerstones to embellish it.

Jackie Bibbs brought her UFO from a demo in 2002 on how to make a center block of tessellating fish on which she later added a fish printed boarder. She called her quilt Swimming, and plans to donate it.

Alina Polta showed us Tall Trees, a paper piecing quilt about 5 foot tall of a slim tree that she states she plans to add buttons and other things to embellish it.

Meg Cullum made Gilaceon, a quilt pattern that she created herself based on a Pokémon cartoon character. She make the teal, blue, green, and black colored quilt for her niece but admitted that she learned how very important it is to thoroughly read the pattern or things may end up very different by accident. She designed the quilt using 1.5 inch blocks, but made it using 2.5 inch blocks! Result – a quilt almost 4 times bigger than she had planned! Meg also showed her Color Wheel, a small wall hanging made from a kit from Connecting Threads. She plans to quilt it herself.

Cindy Barszczewski made Stripe Square, a quilt pattern using striped fabric to create square. It will be a donation quilt for the Sheridan Foster Program.

Sammie Harrill stated that her daughter wanted a quilt using circles and octagons but that Sammie wanted to use a Missouri Star Pattern. She quilted the red, cream, and blue quilt and named it Heather's Quilt.

Kathy Jones brought Calliope, a Challenge Quilt for Quest. It won First Place, and \$100, and also was selected as the Viewers' Choice, which won an additional \$25. She based it on a pattern in a book by Karen Narey. The Challenge required that each quilt have one edge that was not straight and used a striped fabric. She pointed out that the circular hole in her quilt was intentional. Kathy stated that she added a bias binding to the edges.

Respectfully submitted,
Cynthia Quick

DRESSES FOR HONDURAS

Want to help sew dresses for Honduran children?

Join the sewing group of First Presbyterian Church of Jacksonville. They meet at the church, 1208 W. Main, Jacksonville, on Thursdays from 10:00 am - 2:00 pm.

Questions? Contact Barbara Monroe at monroebj2@sbcglobal.net.

PROGRAMS NEWS AND NOTES

First, the Program Co-Chairs give YOU a great-big Thank You! You made the Yard Sale and UFO Silent Auction a very fun and profitable event. We proved that one woman's trash is truly another woman's treasure (sorry Jim and Eddie – you just shoulda been there to get double billing).

The UFO donors/winners were:

ITEM	DONOR	PURCHASED BY
Black and Brown Q. Blocks	Mary Jane Beard	Martha Fewell
Iris Q. Parts	Lavern Schaap	Sue Womack
Gold and Green Churn Dash Blocks	Debbie Spinks	Mary Jane Beard
Vintage Hat Box w/ Q. Blocks	Mary Jane Beard	Nancy Casey
Garden Step Blocks	Beth Freeman*	Boneta Hollis
Chicken Scratch Blocks	Sue Womack	Kathy Jones
12 in. Sampler Blocks	Pam Brown	Martha Fewell

*Won PRIZE for best story

For August 8 – Hope you got to see the cute Hipster Bag samples that Kellie Coleman brought to the meeting in July. This is the pattern she will be teaching at the August Workshop (see registration form elsewhere in the newsletter). And then, that evening she will share examples of some of her favorite patterns and offer tips she has learned along the way of making them. It will also be a chance for us to see what you have produced. Bring your favorite bag creation for “Bag Night” Show and Tell. Then, we will vote on our favorite; the winner receiving two tickets to the ESSE Purse Museum.

In September, we are going to be sharing some of our favorite stories, experiences, advise, etc. from trips to national quilt shows. We'll have photos and a panel of show visitors to share with us; but, want to also encourage audience participation. Hopefully, also, there will be someone at the meeting who will be attending International Quilt Festival in Houston in November for the first time – there might be a SURPRISE for her/him.

Also at the July meeting, Debbie had a catalog of Sandy Fitzpatrick's Hissyfitz patterns that can be used in her October workshop. Hope you are planning to take that class from this nationally recognized teacher. Sandy has Arkansas ties and promises to offer a fun class. Alina showed her “Bugs and Hisses” quilt, one of Sandy's Halloween patterns – Really Cute!!! Register using the form found elsewhere in this newsletter.

Debbie Spinks and Lavern Schaap
Programs Co-chairs

Welcome New Member

Sally Martens

AUGUST BIRTHDAYS

Martha Fewell	August 11
Susan Furr	August 12
Jan Partain	August 13
Frances Wade	August 13
Janice Taylor	August 14
Pat Wade	August 15
Barbara Sample	August 22
Melissa Landreth	August 23
Linda Singleton	August 23



Leachele's Sampler

Longarm Quilting Service

Leah Sample
7911 Westwood Ave
Little Rock, AR

(501) 580-6884
lsample9@att.net

FYI - AQG MEMBERS

If you have a quilting business/blog, etc. – a one-line link to a website/blog/phone #, etc., can be listed on the sponsor's page under “our member links.”



HIPSTER BAG WORKSHOP

NLR Community Center
12:30 - 4:30 pm

Monday, August 8, 2016

Member Cost: \$10, Nonmember Cost: \$15

Join us prior to the August 8 meeting as Kellie Coleman teaches us how to make this cute bag. The pattern is free at Riley Blake Designs and the bag is fat quarter or scrap (9 X 11 in.) friendly. Also, Kellie will be providing a kit for \$5 that contains the unusual items in the Supply List (see below). As a bonus, a Key Wristlet to match the bag will be included in the class.

SUPPLIES:

“Hipster Bag” @rileyblakedesigns.com – Under “Free Sewing Projects – Store Displays”

3 to 4 Fat Quarters or scraps to equal

6” X Width Of Fabric strip

12” zipper to match fabrics

Kit (\$5 paid to Kellie) or these individual items

9” by 11” Fusible Fleece

9” by 11” Midweight Interfacing (ShapeFlex)

2 ¾” to 1” D, O, or Rectangle Rings

¾” slide to make strap adjustable

1 swivel hook for key wristlet to match

Basic Sewing Supplies:

Sewing Machine, thread, rotary cutter, 9 ½” ruler, cutting mat, zipper foot, thread for topstitching

WORKSHOP REGISTRATION:

Name: _____

Address: _____

Telephone: _____

E-Mail Address: _____

Once your registration and workshop fee (\$10 Member, \$15 Nonmember) is received, a confirmation will be sent to you.

Do you want a Supply Kit (Pay \$5 to Kellie at the workshop – does not include fabrics or zipper)?

Yes ____ No ____

MAIL REGISTRATION TO: Lavern Schaap, 2004 Sawgrass Dr., Little Rock, AR 72212

CALENDAR OF EVENTS

2016

- August 8 Hipster Bag Workshop with Kellie Coleman in the meeting room of NLR Community Center; 12:30 - 4:30 pm. Member Cost: \$10, Nonmember Cost: \$15
- August 20 AQG Sit and Sew from 8-5 at Baptist Hospital Southwest ,11401 Interstate 30, Exit 128.
- September 17 AQG Sit and Sew from 8-5 at Baptist Hospital Southwest, 11401 Interstate 30, Exit 128.
- October 10 MACHINE APPLIQUE WORKSHOP with Sandy Fitzpatrick at NLR Community Center, 9 am-4 pm, member cost \$40.
- October 11 -
December 12 AQG QUILT EXHIBIT at Terry Library
- November 3-6 International Quilt Festival/Houston quilts.com.
- November 4-6 FALL AWOL at C. A. Vines 4-H Center

2017


- September 7-9 QUILT ARKANSAS retreat at the 4-H Center in Ferndale: "Raining Cats and Dogs."

AQG Exchanges 2016

- February** - Red fat quarter
- March** - 6 1/2" square - 5 of same fabric
- April** - 3 1/2" Half square triangle - 4 of same fabric (one side light/cream)
- May** - 6 1/2" four patch - 4 of same fabrics
- June** - 2 1/2" strips - 2 of same fabric
- July** - 3 1/2" square - 6 of same fabric
- August** - Cream/light fat quarter
- September** - 6 1/2" block - design of your choice
- October** - 6 1/2" square - 5 of same color
- November** - Green fat quarter

Try our challenge: Use all of the above in one top! Size is up to you. The red, cream/light and green fat quarters can be used as a whole piece or cut up.

Bring the top to the December meeting for a chance at a prize!! See Judy or Sally at the Hostess table if you have questions.




Arkansas Man Quilter

"Quilting With A Difference"

Eddie Landreth

2234 Irondale Drive
Benton, Arkansas 72019
(501) 326-8842

e-mail: elandreth@sbcglobal.net
web: arkansasmanquilter.blogspot.com



The French Seam

BERNINA

www.frenchseam.com

Karen French, owner
luv2sew@frenchseam.com

2015 S. Buerkle St.
Stuttgart, Arkansas 72160

870-673-8156 ph
870-673-6280 fax

ARKANSAS QUILTERS GUILD
QUILT EXHIBIT
Adolphine Fletcher Terry Library-Little Rock
October 11 - December 12, 2016

Please be generous in your offer of your treasured quilting items finished since January 2014. **To ensure entry and inclusion in the program, fill out the submission form and return by September 15** to Mary Jane Beard or e-mail scanned copy to miquilter@sbcglobal.net. The library is located at 2015 Napa Valley Road, 501-228-0129. Since space is limited, entries will be accepted on space availability.

Quilt(s) submitted by _____ e-mail _____

Phone (H _____) (W _____) (C _____)

Quilt sizes submitted 1. Length _____ X Width _____ Name _____

2. Length _____ X Width _____ Name _____

3. Length _____ X Width _____ Name _____

Miniature Quilts: 1. Length _____ X Width _____ Name _____

2. Length _____ X Width _____ Name _____

A 4-inch double sleeve must be attached to the top of the back of the entry for hanging. It must be full width of the quilt. Any quilt measuring less than 24 inches X 24 inches may use a 2-inch sleeve. All quilts must be labeled on the back bottom corner with name of the quilt and quilt maker. A quilt measuring **longer than 76 inches in length, MUST have a 4-inch sleeve sewn the full width of the quilt 76 inches from the bottom of the quilt.** Quilts without the correct sleeve will not be accepted. Please put quilts in a bag labeled on the outside with your name.

I would like to volunteer to assist in exhibit set up and/or coordination on October 11 _____ and/or take down on December 13 _____.

Mary Jane Beard or Judy Young will be glad to accept your entries in advance of set up date.

NOTE: Items delivered on October 11 should be taken to the library at 9:00 a.m.

Mary Jane Beard, 3600 Cornwallis, North Little Rock, h-758-3637, c-772-6210

Judy Young, 3319 Rocky Court, Little Rock, h-228-9690, c-912-0231

Library ONLY October 11 for set up at 9:00 a.m.- 2015 Napa Valley Dr., Little Rock

Quilts may be picked up at Terry Library on December 12 between 10 and 11 AM

I understand and agree that Central Arkansas Library System/Adolphine Fletcher Terry Library and Arkansas Quilters Guild are not liable in any way for my exhibit/show item(s) and I will be responsible for my own insurance if needed.

Signature _____

Date _____

Date entry is received by Mary Jane Beard _____

Arkansas Quilters Guild, Inc.
Mary Anne Burleson
14502 Taylor Loop Rd.
Little Rock, AR 72223


**DEADLINE FOR
SEPTEMBER NEWSLETTER
August 12, 2016**

Quilting Fabrics---Gammill quilting machine
Authorized **Janome Dealer**



Pinwheel Fabrics
501 847-4177
Charlotte Williams
Owner

7915 Hwy 5 North - - - - -Alexander, AR 72002
email-pinwheelfabric@sbcglobal.net www.pinwheelfabrics.com

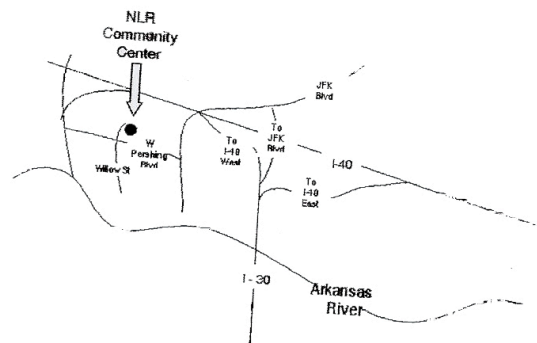


**the bed-warmer
Quilt and Sew**

Shellie Blake
17270 Interstate 30 Suite 9
Benton, AR 72019
501-860-6176

*** Next to Tinseltown Theaters ***
Authorized PFAFF dealer - Fabric - Notions

**AQG Meeting
NLR Community Center
2700 Willow Street
North Little Rock, Arkansas**



The NLRCC is located at 2700 Willow in North Little Rock which is near the I-30/I-40 interchange. Get off I-30 or I-40 at JFK. Go south to Pershing Boulevard. Turn right. Follow Pershing to Willow. It's on the right facing the new Patrick Hays Senior Citizen's Center.