



Arkansas Quilters Guild Newsletter

Visit our web site at: www.arkansasquiltersguild.org

Number 423

September 2016

Arkansas Quilters Guild, Inc.
P. O. Box 2258
North Little Rock, AR 72115

President – Alina Polta, 760-707-3113,
alinapoltaaqq@gmail.com

1st VP/Membership – Mary Jane Beard,
mjquilter@sbcglobal.net, 772-6210

2nd VP – Judy Young, judycyoung@
sbcglobal.net

Secretary – Cynthia Quick, Cynthia.Quick@
va.gov

Treasurer – Kim Lotz, lotz_kim@yahoo.com

AWOL Retreat – Leah Sample, Isample9@
att.net & Eddie Landreth

Challenges – Beverly Phillips,
pinkfarmhouse@gmail.com & Lynn
Fletcher

Community Service – Alicia Bell,
cwarbell@hotmail.com, 282-5798

Demos/Vendors – Donna Toombs,
toombspark@aol.com

Fund Raising – Boneta Hollis

Hostess – Judy Stewart, jstewartmedia@
yahoo.com & Sally Burrup, rcburrup@
sbcglobal.net

Newsletter – Jackie Bibbs, 851-4749,
jbibbs@yahoo.com; Mary Anne
Burlison; Pamela Hall

Newsletter Ads/PR – Open

Programs – Lavern Schaap, rhschaapjr@
aol.com & Debbie Spinks,
debbiespinks@sbcglobal.net

Program Notes – Jan Partain, janpartain@
hotmail.com

Property – Open

Quilt Arkansas 2017 – Angie Heifner,
agheifner@icloud.com, 765-4814

2016 Quilt Show/Exhibit – Judy Young,
judycyoung@sbcglobal.net

Sunshine Chair – Shannon Young,
SLY7181@gmail.com

Webmaster – Alina Polta,
alinapolta@mac.com

(area code 501 unless otherwise stated)



Mission Statement – *The purpose of the Arkansas Quilters Guild is to promote the appreciation of the rich heritage of the art of quilting and to enhance each member's own quilting skills and knowledge. It shall also be the purpose of this organization to expand and to enrich the art of quilting for future generations and preserve the existing quilts.*

Hello Fellow Quilters,

How is everyone enjoying this heat? Yikes! I for one am so ready for fall. I love fall here in Arkansas. All the beautiful colors, cooler weather, pumpkin spice everything, and did I mention cooler weather? LOL I am using these hot days to stay inside in the air conditioning to finish up some of my fall and Halloween quilts. I also have a few Christmas quilts I am needing to finish up.

Thanks to everyone who brought their bags and totes to the August meeting. I really enjoyed seeing all the different bags and ideas and hearing the stories behind them. And a special thank you to Kellie Coleman for hosting a class, and for presenting her tips at the meeting. Someday I will try the Mondo bag; that marked interfacing has always intimidated me a bit.

The September meeting should be yet another fun one. I am looking forward to hearing the ins and outs of attending the big quilt shows. I have attended Houston and Paducah a few times and have had a blast at both. If you haven't had a chance to get to a big show, please join us at the September meeting to hear all about the different shows and what they have to offer!

Until next month, Happy Stitching,
Alina Polta

PLEASE WEAR YOUR NAMETAG TO THE MEETINGS!
REMEMBER: NO NAMETAG – NO DOOR PRIZE!

AQG Board Meeting: Thursday, September 8, 2016, 6 p.m., Whole Hog Cafe, 2516 Cantrell, Little Rock, AR 72202.

AQG Meeting: Monday, September 12, 2016, 6:30 p.m., North Little Rock Community Center, 2700 Willow, North Little Rock, Arkansas. "Through the Porthole" – Tips on getting the most from your visit to a national quilt show. Slide show and panel/group discussion.

ARKANSAS QUILTERS GUILD

2016 PROGRAM GUIDE

September 12, 2016

“Through the Porthole” - Tips on getting the most from your visit to a national quilt show.

October 10, 2016

Hissyfitz Workshop – Machine Appliqué, Sandy Fitzpatrick. Lecture in evening.

November 14, 2016

“Stash Buster Quilts”

December 12, 2016

Auction and Party
Gaylen McGee Auctioneer

2017 PROGRAM GUIDE

January 9, 2017

Meet Your Members

February 13, 2017

“AQG Goes to the Movies” This is the scheduled date for showing of P. Allen Smith’s “Follow the Cotton” in which AQG is shown.

March 13, 2017

Meet Your Members – Shannon Young. Workshop during the day.

March 18, 2017

National Quilting Day

April 10, 2017

Donna Lynn Thomas Workshops. Saturday – Garden Glory. Sunday – Pine Tree Topper. Lecture at Monday meeting.

June 12, 2017

Aileen Anderson – Workshop and Lecture.

September 11, 2017

Catherine Redford

FYI - AQG MEMBERS

If you have a quilting business/blog, etc. – a one-line link to a website/blog/phone #, etc., can be listed on the sponsor’s page under “our member links.”



Hickory Hill Quilts and Sewing Center

Premium quilting fabrics by
Maywood Studios
Timeless Treasures
Hoffman of California
Robert Kaufman
Moda
and many more

AUTHORIZED DEALER
BERNINA⁺
made to create

*Over 200 bolts
of Batiks*

Your thread connection...
Isacord, Mettler, Presencia, King Tut

Home of the Hickory Nuts
“We’re not just nuts...we’re Hickory Nuts!”

327 North Highway 7 Hot Springs, AR 71901 501-318-2739
www.hhqsewingcenter.com
“Join us on Facebook for the latest news and class schedules”

MONTHLY SNACK REMINDER!

We would like to encourage you to bring snacks for the meeting. It doesn’t need to be fancy, but everyone enjoys having a little something during the meeting.

September V-W-X-Y-Z

October A-B-C



November D-E-F

December G-H-I

AD RATES FOR THE NEWSLETTER

| Size | 1 month | 3 months | 1 Year |
|---|---------|----------|---------|
| 1/8 page (w 3.5" x h 2") | \$10.00 | \$25.00 | \$90.00 |
| 1/4 page (w 3.5" x h 4.5") | 20.00 | 50.00 | 180.00 |
| 1/2 page (w 7.25" x h 4.5") | 40.00 | 100.00 | 360.00 |
| full page (w 7.25" x h 9.5") | 80.00 | 200.00 | 720.00 |
| Classified rates for AQG member personal ads – 15¢ per word | | | |

All ads must be camera ready and fit the size requirement. The Newsletter Editor reserves the right to refuse ads that are not camera ready, do not fit the size requirement, or do not meet professional standards. All ads must be received no later than the second Thursday of the month; any ads received after that date will be included in the next month’s publication. Please send your ads to Alina Polta, webmaster@arkansasquiltersguild.org. If there are any questions, contact Alina.



MACHINE APPLIQUE WORKSHOP

Instructor: Sandy Fitzpatrick
of Hissyfitz Designs

NLR Community Center
October 10, 2016
9:00 – 4:00 pm

Member Cost: \$40, Nonmember cost: \$50

No need to fear the dreaded “A” word any longer. Using fusible and non-fusible techniques, Sandy will take away the mystery and dread as you learn how easy the process really is. You will improve your machine applique techniques with more than just the basics. Learn how to do so much more with satin-stitching, blanket-stitching, and the decorative stitches on your machine.

WORKSHOP REGISTRATION:

Name: _____

Address: _____

Telephone: _____

E-Mail: _____

Pattern choice: _____

Would you like a kit if it is available? Yes No

Once your registration and workshop fee is received, a confirmation will be sent to you.

MAIL REGISTRATION TO:


Debbie Spinks
1 Wayside Dr.
North Little Rock, AR 72120

See attached sheet for supply list and more information from Hissyfitz Designs

Supply List for **Machine Applique** Workshop

Instructor: Sandy Fitzpatrick
 Email: hissyfitz@earthlink.net

- **Sewing Machine** in good working order (*You must know how to thread your machine, wind a bobbin and choose stitches on your machine. If you think you may have any questions regarding your machine, please bring your manual.*)
- Open toed appliqué foot
- Bobbins
- Thread in colors to match your fabrics
- Applique Press Sheet (*This is a MUST. It will make your applique process so much easier.*)
- Pencil or pen
- Scissors for paper and fabric
- At least 1 yard **Heat 'n Bond Lite** fusible web
- Extension tray for your machine (if you have one)
- White computer paper for stabilizer (approximately 5-6 sheets)
- Pattern of your choice by Hissyfitz Designs



You have the option to choose **any** pattern from Hissyfitz Designs as your project for this workshop. If you plan to make a full quilt or wallhanging, please refer to fabric yardage on the pattern you choose. If you are only going to do one block of the pattern, you can get by with a smaller amount of yardage. Patterns may be ordered from my website, www.HissyfitzDesigns.com or from your local quilt shop. I do have kits available for purchase for some of my patterns. If you are interested in a specific kit, please contact me in advance.

If you have any questions, please send me an email.

ARKANSAS QUILTERS GUILD
MINUTES OF THE GENERAL MEETING
8 AUGUST, 2016

The meeting was called to order at 6:30 PM by President Alina Polta. The minutes of the previous meeting were approved as published in the newsletter.

Treasurer's Report: Copies of the report were made available to all members present by Treasurer Kim Lotz.

Committee Reports

Quilt Exhibit – Judy Young

Quilts will be hung on October 11th and taken down on December 13th. For those having quilts displayed in this exhibit, please get your forms to Mary Jane Beard as soon as possible! Mary Jane needs to plan where the quilts will hang based on size. More small quilts (24" x 24" or less) are needed. The deadline for getting the forms to Mary Jane is September 15th. Forms are on the website.

Program – Lavern Schaap

Lavern reported that the income from the UFO sale was \$215 and the garage sale was \$718. There were \$60 in expenses leaving a net profit of \$658. Great job!

Lavern told us that our meeting was a celebratory Bag Night. Kellie Coleman conducted a workshop during the day where techniques on bag-making were shared. Participants made a Hipster Bag from a Riley Blake pattern. There will be a show and tell of bags during the meeting. Bags will then be placed on display tables for viewing/voting during the break. The prize was awarded later in the meeting.

September's program will be "Through the Porthole." If you are going to Houston this year for the first time, this program is for you. This program will highlight how to get the most from attending a national show. Lavern asked for pictures from those who have attended national shows in the past so they can be included in the program.

October will be the HissyFitz workshop featuring machine appliqué. The class is filling up – 14 already enrolled. There are 33 patterns to choose from and kits are available for many of them. The Saline County guild is also having a program by HissyFitz during the same time period so we can share travel expenses with them. This makes the class especially affordable!

November will be a show of Stash-Buster quilts. Please let Lavern know if you have something to show during this program.

December is our biannual auction. If you have not attended one before, you are in for a treat! Gaylen McGee will again be our auctioneer – that says it all. Donations are needed for the auction. Luncheons, quilt studio tours, or sewing days at your home or studio are especially desirable. Also, regular auction items are needed. Please let the Program Committee know what you are donating by the October meeting so that it may be included in the auction booklet.

April 10, 2017 will be a program by our national teacher, Donna Lynn Thomas. More details on this to come.

Fund-Raising – Bonita Hollis

Bonita still has one name tag to be picked up and 2 T-shirts. She is looking for another item we could personalize with AQG for our fund-raising.

Community Service – Alicia Bell

Alicia has delivered 25 quilts to The Call. She has two panels and 4 or 5 other quilts that need to be quilted. Three quilts were turned in at the meeting and she has 9 more kits to be picked up and assembled. Marilyn Weaver donated some panels with a Lone Star type pattern in the middle. They just need some fabric added around the edges. In order to present the quilts in December and have them quilted and finished, the assembled quilt tops should be turned in no later than the October meeting.

AWOL – Leah Sample

Leah was speaking for the committee of Eddie Landreth, Melissa Landreth, Jim Gatling and Sally Burrup. AWOL will be November 4-6 at the 4-H Center. There are 15 people signed up at this time and there is a maximum of 40. There are forms to sign up on the website.

Leah also mentioned the 3rd Saturday Sit and Sew at the Baptist Southwest campus. Leah usually arrives around 7:30 and the group sews on their own projects from 8 AM until 5 PM (or however long you can stay). The next Sit and Sew will be on August 20th.

Membership – Mary Jane Beard

We now have 120 members. Lana Massanelli joined our group at the meeting and a membership was received in the mail from Laticia Rideout.

MINUTES

(continued from page 5)

Hostess – Sally Burrup

There were 57 members and 4 guests at the meeting. Guests were Lana Massanelli, Carolyn Butler, Janinne Ward, and Heather Dandridge. Door prizes were won by Alina Polta, Sherri Webb, and Leah Sample.

Alina announced that a nominating committee is needed for the 2017 officer elections. The committee consists of 3 Board members and 2 others from the general guild membership. Those participating from the Board are Donna Toombs, Bonita Hollis, and Alicia Bell. Two volunteers were requested from the floor; Nola Ballinger and Jim Gatling will be the other members of the committee.

We then had our Bag Show for the evening. Lavern showed us Debbie Spinks' Mondo bag. Lavern then showed us a bag that she had made from fabric purchased in Hawaii. It is the only bag she has ever made and just looking at it takes her back to Hawaii!

Alina Polta brought 3 bags. The first was a pineapple backpack made using a free pattern from Stitch by Crystal. She also had a cute Owl bag from an Etsy pattern called Little Girl Owl. The last one was a much-coveted Amy Butler travel bag that Alina indicated was very difficult to put together.

Susan Furr brought a wallet to show that she had made in Texas while exploring how to use hardware in her sewing. She also brought a travel bag with pockets that took forever to make.

Kay Agee brought a craft bag that she and her small sewing group all made. Delorse Richards did the class for them. The bag has 8 pockets. Kay also displayed a large yellow and black bag that will hold a 48" mat for going to retreats. She said it was fun to make.

Susan Williams brought a small bag with pockets made from a Downton Abbey pattern. She also showed us a large hobo-like bag. Donna Toombs brought a Mondo bag she made. Although not in her favorite color scheme, she has worn the bag out! Sherri Webb also showed us a Mondo bag. It was the first bag she ever made. She also made a notion tote to match. Very cute!

Wanda Cockrill displayed her Bug Hut bag made with bird fabrics. JoAnn Dempsey brought a Mondo bag she made with a group at the Hayes Center. Alicia Bell showed us a cute bag made using a pattern from the Extension Homemakers in Howard County.

Pamela Davis brought a bag she had made with Laurel Burch fabric; the bag also had embroidery on it

from Laurel Burch. Leah Sample showed us her Mondo bag. She has another one in progress (somewhere).

Carol Thomasson likes doing different things. She has recently been working with leather and brought 4 bags to show us. Carol indicated that Falcon Jet donates leather to the ReSource Store run by Habitat for Humanity. It is reasonably priced. She also told us of a sewing machine find at Savers for \$7.50! Jackie Bibbs brought her little lunch bag. It has a drawstring and a pocket on the inside. It is perfect for a sandwich and chips. It is from a C&T publication on Lunch bags available at the library.

Melissa Landreth said she is the Bag Queen! She showed us the project bag she uses to go to retreats. It has inside pockets. It was made from a pattern from Paducah using scraps from her husband, Eddie. The bag was made using English paper piecing and only the lining and zipper were done using a machine.

Sally Martens displayed a bag made from a pair of blue jeans. She volunteers at a school and uses it to take her things back and forth to the school. Nola Ballinger brought 4 bags. One was made of plastic-coated cotton purchased in Tulsa, the second was a tea wallet that carries tea bags on outings, the third was a bag she made for a guild Crayon challenge. It was made with chicken fabric and had several pockets. Nola also showed us a large bag made from pet food bags and another large bag made using fat quarters. She found the directions online and this bag will hold a full-size quilt.

Cindy Barszczewski brought a Mondo bag with a vinyl lining she made as a diaper bag for her daughter. She gave it to her daughter at a baby shower and then took the bag back to enter it in the Fair in Pine Bluff. When she went to retrieve the bag, the Fair staff couldn't find it. Near panic set in until they suggested she go and look at the winning entries. Cindy received a Grand Champion ribbon! She gave the bag and the ribbon to her daughter!

Carol Hurt showed us a bag that she had made by sewing scraps together. Her bag won a blue ribbon at the Fair in Pine Bluff and she gave her bag to Cindy's daughter also. Janell Barkley displayed a pretty purple bag that she made with her dear friend Jan Daughtery. It has lots of pockets!

The viewer's choice award for the Bag Show was won by Pamela Davis. The prize was two tickets to the Esse Purse Museum in downtown Little Rock. Congratulations, Pamela!

The bags that were made in Kellie Coleman's workshop were then shown by the group that attended the workshop. It is a Hipster Bag by Riley Blake.

(continued on next page)

MINUTES

(continued from page 6)

Show and Tell

Jim Gatling brought two quilts. The first was a quilt made of triangles using scraps gifted from Eddie Landreth. The second was a jelly-roll quilt with 9-patches. Lois Hall showed a donation quilt that she had completed. Lois quilted it on her home machine.

Sue Womack brought a t-shirt quilt that she made for her family reunion coming up in October. Twenty-two of her first cousins sent t-shirts to be included in the quilt and it will be used in a raffle at the reunion. The quilt was labeled with a saying that included "Roots Lead Back". (Your loyal note-taker did not get the whole saying.)

Lynn Fletcher showed us a quilt she made from a Charlotte Angotti class. It is for her own bed. It was quilted by Leah Sample. Pamela Davis displayed a quilt, Smithsonian Star, made of RJR Fabrics inspired by the 1994 Smithsonian Exhibit. The fabrics were reproductions for a Rising Star quilt in the Smithsonian collection. Pamela said she completed the center part of the quilt in 2004 using a Quiltsmart tool. There was also a special label included with the fabric.

Donna Toombs showed us a donation quilt that she had quilted. Bo Mittelstaedt did the binding for the quilt. Kay Agee also brought a donation quilt that she completed. Elaine Green quilted this one. Jan Partain brought two quilts for us to view. The first was her first log cabin quilt called "Uptown Cabin". The second one was from a kit from Batiks, Etc. done in orange and blue. Jan calls this one "Complementary Chaos."

Sally Martens showed two quilts. The first was called "Surprise Lillies" that she made while waiting to move to Arkansas from Houston. It had beautiful flowers on it that Sally added and the flowers had snaps on the back so you could remove them for laundering. The second was a MSQC pattern that had a video tutorial and used charm packs. Sally calls this "Return to Sender" because there is a mistake in it... She has also sworn off using small pieces for quilts!

Alina Polta finished with a tale on how handy a Mr. Clean eraser is to clean gunk off your iron. Other members also gave testimonials about this wonderful product.

There being no further business, the meeting was adjourned at 8:20 PM.

Respectfully submitted,
Sally Burrup

AUGUST PROGRAM THE NIGHT OF THE BAG LADIES

The program began with a huge purse parade: members showed off the ones they had made, ranging from little coin purses to big shopping bags to lots of Mondo bags. We then voted on them – and Pam Davis's Laurel Burch bag won Viewer's Choice with the prize of a ticket to the Purse Museum (<http://www.essepursemuseum.com/>).

Then, our own Kellie Coleman, Bag Lady Extraordinaire, treated us to a huge display of every kind of bag imaginable. She had taught a class before the meeting, so we also got to see the results of the students' labor. Mighty impressive to be able to finish such neat little purses in one short day.

Kellie is new to quilting, but the irresistible pull of gorgeous fabric snared her. She bought a Singer machine for \$79 to tackle her first charm pack five years ago, and she was off to the races.

Like so many of us, she hasn't finished everything she's started. She has about 20 quilt tops that haven't been quilted, but she doesn't feel guilty about them because she's turning out so many finished bags. And she has plans to finish them, having just swapped her sailboat for an industrial long-arm machine. Good luck with that, Kellie!

The basics of purse-making are material, tools and inspiration. It all starts with fabric, which can be anything from all those gorgeous cotton pieces that are too beautiful to cut up to vinyl and leather. Kellie gave some useful tips, such as light-colored interiors make it easier to find things, but dark-colored interiors hide dirt.

She told us about lots of different types of interfacing, batting, foam, bonds and other essentials, as well as hardware and closures.

Tools include the basic quilting ones, like a good iron and pressing cloth, clips, etc., plus tube turners to turn straps right side out.

For inspiration, she recommended Pinterest. She started with just one board for bags and now has boards for at least 20 different types, including clutches, totes, cosmetic, duffel, hobo, mondo – the list goes on.

BlogLovin is another source for inspiration. When you subscribe to individual bloggers, they send you an email when they write a new blog. They have lots of tutorials and free patterns, as does Craftsy, in addition to their purchased patterns and classes.

(continued on next page)

AUGUST PROGRAM THE NIGHT OF THE BAG LADIES

(continued from page 7)

Instagram is a great source for the newest and greatest. You can use it to follow designers for previews of their upcoming products, as well as to record your own work. How Instagram works: Use @ to link to a person you're quoting or whose fabric line or tutorial you're using, such as @tulapink or @fatquartershop or @aquiltinglife. Use # to group your item with like items, such as #hipsterbag will show your product when someone checks hipsterbags on Instagram.

Lots of great information. Thanks, Kellie!

Respectfully submitted,
Jan Partain, Program Scribe

PROGRAMS NEWS AND NOTES

The September program is going to be FUN. We're going to get to travel with some of our members to national quilt shows. And, when those visits are recounted, hilarity is sure to follow. And, for sure, we'll get lots of inspiration for our quilts.

We'll show slides and have a panel to tell about the shows. Audience participation will be strongly encouraged. If you have a quilt that has been exhibited at a national show, please bring it for Show and Tell.

Shows included in the slide show are images from Dallas Quilt Show, Quilt Festival in Houston, Quilt Week in Paducah and Sisters Outdoor Quilt Show in Sisters, OR. If you have pics from other national shows, please contact Lavern (rhschaapjr@aol.com) so they can be included in the slide show.

October is going to be exciting. Sandy Fitzpatrick of Hissyfitz Designs will be with us for a workshop on machine appliqué during the day prior to the meeting and then present a lecture that evening. The workshop is full at this moment. However, we will be making a waiting list just in case someone has to cancel their reservation.

In November, we will get ideas for using all those fabrics we have collected in our program "Stash Buster Quilts."

Then, "hold on to your hat" (Stetson that is) in December. Again this year, we are going to be entertained, frustrated, amazed and many more verbs as Gaylen McGee, our favorite auctioneer, sells our donated items as our program. We will also enjoy delicious holiday treats as we party. Be planning your

donation for the auction. We will need a description to be included in the December newsletter.

Dates to put on your 2017 calendar include:

- * Jan. 9 Meet Your Members – TBA
- * Feb. 13 "AQG Goes to the Movies"
- * Mar. 13 Meet Your Members – Shannon Young (a workshop too)
- * Mar. 18 National Quilting Day
- * Apr. 8-10 Donna Lynn Thomas
 - Saturday - "Garden Glory" workshop
 - Sunday - "Pine Tree Topper" workshop
 - Monday - Lecture
- * Jun. 12 Aileen Anderson – Workshop and Lecture
- * Sep. 7-9 Quilt Arkansas 2017
- * Sep. 11 Catherine Redford

Thanks for all your help in making the 2016 programs so much fun. Loved seeing all the bags at the August meeting.

Debbie Spinks and Lavern Schaap
Your Program Co-chairs

Arkansas Man Quilter
"Quilting With A Difference"
Eddie Landreth
2234 Irondale Drive
Benton, Arkansas 72019
(501) 326-8842
e-mail: elandreth@sbcglobal.net
web: arkansasmanquilter.blogspot.com



The French Seam
BERNINA
www.frenchseam.com
Karen French, owner
luv2sew@frenchseam.com
2015 S. Buerkle St.
Stuttgart, Arkansas 72160
870-673-8156 ph
870-673-6280 fax



WHAT'S YOUR BAG?

The program presented us with such a wonderful collection of bags! Below are some of the patterns members chose to show.

Mondo bags can be made with a printed interfacing; here's a link to the pattern from Missouri Star: <https://www.missouriquiltco.com/shop/detail/14114/quiltsmart/-/mondo-bag-pattern>.

Fat Quarter bags require 6 fat quarters and can hold a full size quilt! Here's a link to the free pattern: <http://www.allfreesewing.com/Bags-and-Purses/Fat-Quarter-Bag>.

Alina brought samples of these:

Weekender Travel Bag, Pattern: Amy Butler with a Mod tutorial at <http://www.ohfransson.com/all-projects/quilt-as-you-go-bag-panels>.



Pineapple Backpack: Free Tutorial by Stitched by Crystal for Make it-Love it, at <http://www.makeit-loveit.com/2015/04/pineapple-drawstring-backpack.html>.



Little Girl Owl Cross Body Purse, Pattern by Just Another Hang Up Etsy Seller. Instant Download with purchase at https://www.etsy.com/nz/listing/217242126/personal-use-pdf-pattern-and?ref=shop_home_feat_4.



Here is a list of Kellie Coleman's Favorite Free Bag Patterns and if you google the bag name and designer you can get to the patterns:

- * Hipster Bag – Riley Blake Designs (the class pattern)
- * Simple Zip Pouch – Ellis and Higgs
- * Pixie Basket – Fabric Mutt
- * Mini Notions Bag – Emily Tarsha of Simply Notable
- * Reversible Box Tote – Very Shannon
- * Madeleine Bag – Imaginegnats
- * Goody Goody Binding Kit – Lellaboutique
- * Fabric Baskets & Drawstring Bags – Crafty Gemini – many great free video tutorials
- * Wide Open Zipper Pouch – Noodlehead
- * Simple Zipper Bag – A Quilting Life and Fat Quarter Shop – lots of videos
- * Fabric Basket – Pink Penguin

| | |
|--|---------------------------------|
|  | <i>Leache's Sampler</i> |
| | <i>Longarm Quilting Service</i> |
| <hr/> | |
| <i>Leah Sample</i> | (501) 580-6884 |
| 7911 Westwood Ave Little Rock, AR | lsample9@att.net |

CALENDAR OF EVENTS

2016

- August 25 Quilt Arkansas! 2017 Committee meeting is at 6:00 PM at Whole Hog on Cantrell and open to all. Come help plan this super fun event!
- Sept 16-18 Dave's Retreat (<http://www.davesretreats.com/JustQuiltin>) retreat weekend at Heifer Ranch; join other quilters for a peaceful country weekend sit & sew! The package includes 2 nights lodging and 7 delicious meals. Here's the link to register: <http://www.davesretreats.com/JustQuiltin>.
- September 17 AQG Sit and Sew from 8-5 at Baptist Hospital Southwest, 11401 Interstate 30, Exit 128.
- October 10 MACHINE APPLIQUE WORKSHOP with Sandy Fitzpatrick at NLR Community Center, 9 am-4 pm, member cost \$40.
- October 11 - December 12 AQG QUILT EXHIBIT at Terry Library
- November 3-6 International Quilt Festival/Houston quilts.com.
- November 4-6 FALL AWOL at C. A. Vines 4-H Center

2017


- September 7-9 QUILT ARKANSAS retreat at the 4-H Center in Ferndale: "Raining Cats and Dogs."

AQG Exchanges 2016

- February** - Red fat quarter
- March** - 6 1/2" square - 5 of same fabric
- April** - 3 1/2" Half square triangle - 4 of same fabric (one side light/cream)
- May** - 6 1/2" four patch - 4 of same fabrics
- June** - 2 1/2" strips - 2 of same fabric
- July** - 3 1/2" square - 6 of same fabric
- August** - Cream/light fat quarter
- September** - 6 1/2" block - design of your choice
- October** - 6 1/2" square - 5 of same color
- November** - Green fat quarter

Try our challenge: Use all of the above in one top! Size is up to you. The red, cream/light and green fat quarters can be used as a whole piece or cut up.

Bring the top to the December meeting for a chance at a prize!! See Judy or Sally at the Hostess table if you have questions.



Welcome New Members

Heather Dandridge
Lana Massanelli
Latasha Rideout

SEPTEMBER BIRTHDAYS

| | |
|---------------------|--------------|
| Robin Tyler | September 2 |
| Donna Clements | September 11 |
| Ginny Watson | September 12 |
| Marilyn Adams | September 14 |
| Nancy Casey | September 14 |
| Lauren Hill | September 15 |
| Marilyn Weaver | September 18 |
| Mary Jane Beard | September 19 |
| Elaine Green | September 20 |
| Peggy House | September 21 |
| Donna Toombs | September 22 |
| Janell Barkley | September 23 |
| Phillis Westerfield | September 25 |
| Patricia Crawford | September 28 |
| Sally Martens | September 28 |
| Sue Womack | September 29 |
| Desiree Gipson | September 30 |

ARKANSAS QUILTERS GUILD

QUILT EXHIBIT

Adolphine Fletcher Terry Library-Little Rock

October 11 - December 12, 2016

Please be generous in your offer of your treasured quilting items finished since January 2014 **To ensure entry and inclusion in the program, fill out the submission form and return by September 15** to Judy Young or e-mail scanned copy to mjqUILter@sbcglobal.net. The library is located at 2015 Napa Valley Road, 501-228-0129. Since space is limited, entries will be accepted on space availability.

Quilt(s) submitted by _____ e-mail _____

Phone (H) _____ (W) _____ (C) _____

Quilt sizes submitted 1. Length _____ X Width _____ Name _____

2. Length _____ X Width _____ Name _____

3. Length _____ X Width _____ Name _____

Miniature Quilts: 1. Length _____ X Width _____ Name _____

2. Length _____ X Width _____ Name _____

A 4-inch double sleeve must be attached to the top of the back of the entry for hanging. It must be full width of the quilt. Any quilt measuring less than 24 inches X 24 inches may use a 2-inch sleeve. All quilts must be labeled on the back bottom corner with name of the quilt and quilt maker. A quilt measuring longer than 76 inches in length, **MUST** have a 4-inch sleeve sewn the full width of the quilt 76 inches from the bottom of the quilt. Quilts without the correct sleeve will not be accepted. Please put quilts in a bag labeled on the outside with your name.

I would like to volunteer to assist in exhibit set up and/or coordination on October 11, _____ and/or take down on December 13, 9:00 a.m. _____.

NOTE TAKE DOWN DATE.

Mary Jane Beard or Judy Young will be glad to accept your entries in advance of set up date.

NOTE: Items delivered on October 11 should be taken to the library at 9:00 a.m.

Mary Jane Beard, 3600 Cornwallis, North Little Rock, h-758-3637, c-772-6210

Judy Young, 3319 Rocky Court, Little Rock, h-228-9690, c-912-0231

Library ONLY October 11 for set up at 9:00 a.m.- 2015 Napa Valley Dr., Little Rock

Quilts may be picked up at Terry Library on December 13 between 10 and 11 AM

I understand and agree that Central Arkansas Library System/Adolphine Fletcher Terry Library and Arkansas Quilters Guild are not liable in any way for my exhibit/show item(s) and I will be responsible for my own insurance if needed.

Signature _____

Date _____

Date entry is received by Judy Young _____

Arkansas Quilters Guild, Inc.
Mary Anne Burleson
14502 Taylor Loop Rd.
Little Rock, AR 72223


**DEADLINE FOR
OCTOBER NEWSLETTER
September 16, 2016**

Quilting Fabrics---Gammill quilting machine
Authorized **Janome Dealer**



Pinwheel Fabrics
501 847-4177
Charlotte Williams
Owner

7915 Hwy 5 North - - - - -Alexander, AR 72002
email-pinwheelfabric@sbcglobal.net www.pinwheelfabrics.com

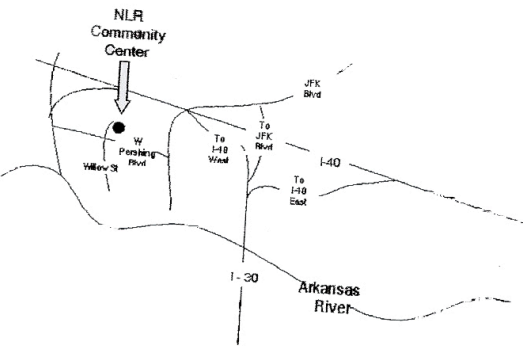


**the bed-warmer
Quilt and Sew**

Shellie Blake
17270 Interstate 30 Suite 9
Benton, AR 72019
501-860-6176

*** Next to Tinseltown Theaters ***
Authorized PFAFF dealer - Fabric - Notions

**AQG Meeting
NLR Community Center
2700 Willow Street
North Little Rock, Arkansas**



The NLRCC is located at 2700 Willow in North Little Rock which is near the I-30/I-40 interchange. Get off I-30 or I-40 at JFK. Go south to Pershing Boulevard. Turn right. Follow Pershing to Willow. It's on the right facing the new Patrick Hays Senior Citizen's Center.