



Arkansas Quilters Guild Newsletter

Visit our web site at: www.arkansasquiltersguild.org

Number 424

October 2016

Arkansas Quilters Guild, Inc.
P. O. Box 2258
North Little Rock, AR 72115

President – Alina Polta, 760-707-3113,
alinapoltaaqq@gmail.com

1st VP/Membership – Mary Jane Beard,
mjquilter@sbcglobal.net, 772-6210

2nd VP – Judy Young, judycyoung@
sbcglobal.net

Secretary – Cynthia Quick, Cynthia.Quick@
va.gov

Treasurer – Kim Lotz, lotz_kim@yahoo.com

AWOL Retreat – Leah Sample, lsample9@
att.net & Eddie Landreth

Challenges – Beverly Phillips,
pinkfarmhouse@gmail.com & Lynn
Fletcher

Community Service – Alicia Bell,
cwarbell@hotmail.com, 282-5798

Demos/Vendors – Donna Toombs,
toombspark@aol.com

Fund Raising – Boneta Hollis

Hostess – Judy Stewart, jstewartmedia@
yahoo.com & Sally Burrup, rcburrup@
sbcglobal.net

Newsletter – Jackie Bibbs, 851-4749,
jbibbs@yahoo.com; Mary Anne
Burlison; Pamela Hall

Newsletter Ads/PR – Open

Programs – Lavern Schaap, rhschaapjr@
aol.com & Debbie Spinks,
debbiespinks@sbcglobal.net

Program Notes – Jan Partain, janpartain@
hotmail.com

Property – Open

Quilt Arkansas 2017 – Angie Heifner,
agheifner@icloud.com, 765-4814

2016 Quilt Show/Exhibit – Judy Young,
judycyoung@sbcglobal.net

Sunshine Chair – Shannon Young,
SLY7181@gmail.com

Webmaster – Alina Polta,
alinapolta@mac.com

(area code 501 unless otherwise stated)



Mission Statement – *The purpose of the Arkansas Quilters Guild is to promote the appreciation of the rich heritage of the art of quilting and to enhance each member's own quilting skills and knowledge. It shall also be the purpose of this organization to expand and to enrich the art of quilting for future generations and preserve the existing quilts.*

Hello Fellow Quilters,

Well Fall is almost upon us...with it comes cooler weather, FINALLY! Our September meeting was a great meeting and our panel gave their insights into the goings on and the must sees at some of the shows. Hopefully everyone left with a better idea of the fun and excitement that surrounds these shows. But one thing was mentioned more than any other and that was camaraderie! Quilters are very special, caring and joyful people. Some of the best I dare to say that this great planet has to offer. Traveling to these shows in small groups of people gives you a wonderful chance to get to know your fellow quilters, a chance to grow amazing friendships. If you don't know someone going, ask around, you are sure to find someone in our great guild membership that is going or would be willing to go with you. Take a chance and be ready to make lifetime friendships.

Speaking of fun times and friendships...another way to build quilting friendships is quilt retreats. If you've never been to one or don't know how to find one, please ask...you are really missing out on a wonderful opportunity. Some of us from AQQ were able to attend yet another amazing retreat out at the Heifer Ranch hosted by Dave's Retreats. We laughed so hard my sides are still hurting. We met up at the Ranch Friday morning...we had 6 foot long sewing tables, ironing and cutting stations all set up, and snacks and beverages waiting. We sewed and laughed until late Sunday afternoon...and we were fed the most amazing meals by their wonderful kitchen staff and volunteers. Each day we had fresh baked goods, coffee and tea and sodas waiting in our workroom. If we needed a break from sewing, we could get up, walk around the ranch, tour the facilities, visit with the animals, and my favorite...visit the gift shop. All the food they served us was organically grown or raised on their ranch. I was so thankful for this time with my friends, and the opportunity to get to know some of them better!

(continued on next page)

PLEASE WEAR YOUR NAMETAG TO THE MEETINGS!
REMEMBER: NO NAMETAG – NO DOOR PRIZE!

AQQ Board Meeting: Thursday, October 6, 2016, 6 p.m., Whole Hog Cafe,
2516 Cantrell, Little Rock, AR 72202.

AQQ Meeting: Monday, October 10, 2016, 6:30 p.m., North Little Rock
Community Center, 2700 Willow, North Little Rock, Arkansas. Sandy
Fitzpatrick lecture in evening.

Another retreat possibility coming up is our very own AWOL. It's our chance to get away and do nothing but sew. It is located at the Ferndale 4-H Center. The dates for that are November 4th-November 6th. AWOL is 3 days away from home where you can sew and quilt to your heart's content with lots of other quilters! Bring yourself, your sense of humor, your supplies and plan on spending a relaxing weekend away. We usually have a few mini-demos but plan on spending the time working on what you want. It's a great time to start a new project, finish a few of those old projects and get ideas and insight from other quilters. Any level of quilter is invited. You can select the whole shebang, one night or just the day option. Meals and 24-hour beverage service are included with your registration.

Until Next Month, Happy Sewing!
Alina Polta

ARKANSAS QUILTERS GUILD

2016 PROGRAM GUIDE

October 10, 2016

Hissyfitz Workshop – Machine Appliqué, Sandy Fitzpatrick. Lecture in evening.

November 14, 2016

“Stash Buster Quilts”

December 12, 2016

Auction and Party
Gaylen McGee Auctioneer

2017 PROGRAM GUIDE

January 9, 2017

Meet Your Members – Betty Bradford, Desi Gipson

February 13, 2017

“AQG Goes to the Movies” This is the scheduled date for showing of P. Allen Smith's “Follow the Cotton” in which AQG is shown.

March 13, 2017

Meet Your Members – Shannon Young. Workshop during the day.

March 18, 2017

National Quilting Day

April 10, 2017

Donna Lynn Thomas Workshops. Saturday – Garden Glory. Sunday – Pine Tree Topper. Lecture at Monday meeting.

June 12, 2017

Aileen Anderson – Workshop and Lecture.

September 11, 2017

Catherine Redford

FYI - AQG MEMBERS

If you have a quilting business/blog, etc. – a one-line link to a website/blog/phone #, etc., can be listed on the sponsor's page under “our member links.”



Hickory Hill Quilts and Sewing Center

Premium quilting fabrics
by
Maywood Studios
Timeless Treasures
Hoffman of California
Robert Kaufman
Moda
and many more

**Monday thru Saturday
10 am - 5 pm**

Home of the Hickory Nuts
“We're not just nuts...we're Hickory Nuts!”

327 North Highway 7 Hot Springs, AR 71901 501-318-2739
www.hhqsewingcenter.com
“Join us on Facebook for the latest news and class schedules”

AD RATES FOR THE NEWSLETTER

Size	1 month	3 months	1 Year
1/8 page (w 3.5" x h 2")	\$10.00	\$25.00	\$90.00
1/4 page (w 3.5" x h 4.5")	20.00	50.00	180.00
1/2 page (w 7.25" x h 4.5")	40.00	100.00	360.00
full page (w 7.25" x h 9.5")	80.00	200.00	720.00

Classified rates for AQG member personal ads – 15¢ per word

All ads must be camera ready and fit the size requirement. The Newsletter Editor reserves the right to refuse ads that are not camera ready, do not fit the size requirement, or do not meet professional standards. All ads must be received no later than the second Thursday of the month; any ads received after that date will be included in the next month's publication. Please send your ads to Alina Polta, webmaster@arkansasquiltersguild.org. If there are any questions, contact Alina.

MONTHLY SNACK REMINDER!

We would like to encourage you to bring snacks for the meeting. It doesn't need to be fancy, but everyone enjoys having a little something during the meeting.

October A-B-C

November D-E-F



December G-H-I

AD RATES FOR THE NEWSLETTER

Size	1 month	3 months	1 Year
1/8 page (w 3.5" x h 2")	\$10.00	\$25.00	\$90.00
1/4 page (w 3.5" x h 4.5")	20.00	50.00	180.00
1/2 page (w 7.25" x h 4.5")	40.00	100.00	360.00
full page (w 7.25" x h 9.5")	80.00	200.00	720.00

Classified rates for AQG member personal ads – 15¢ per word

All ads must be camera ready and fit the size requirement. The Newsletter Editor reserves the right to refuse ads that are not camera ready, do not fit the size requirement, or do not meet professional standards. All ads must be received no later than the second Thursday of the month; any ads received after that date will be included in the next month's publication. Please send your ads to Alina Polta, webmaster@arkansasquiltersguild.org. If there are any questions, contact Alina.



MACHINE APPLIQUE WORKSHOP

Instructor: Sandy Fitzpatrick
of Hissyfitz Designs

NLR Community Center
October 10, 2016
9:00 – 4:00 pm

Member Cost: \$40, Nonmember cost: \$50

No need to fear the dreaded “A” word any longer. Using fusible and non-fusible techniques, Sandy will take away the mystery and dread as you learn how easy the process really is. You will improve your machine applique techniques with more than just the basics. Learn how to do so much more with satin-stitching, blanket-stitching, and the decorative stitches on your machine.

WORKSHOP REGISTRATION:

Name: _____

Address: _____

Telephone: _____

E-Mail: _____

Pattern choice: _____

Would you like a kit if it is available? Yes No

Once your registration and workshop fee is received, a confirmation will be sent to you.

MAIL REGISTRATION TO:


Debbie Spinks
1 Wayside Dr.
North Little Rock, AR 72120

See attached sheet for supply list and more information from Hissyfitz Designs

Supply List for **Machine Applique** Workshop

Instructor: Sandy Fitzpatrick
Email: hissyfitz@earthlink.net

- **Sewing Machine** in good working order (*You must know how to thread your machine, wind a bobbin and choose stitches on your machine. If you think you may have any questions regarding your machine, please bring your manual.*)
- Open toed appliqué foot
- Bobbins
- Thread in colors to match your fabrics
- Applique Press Sheet (*This is a MUST. It will make your applique process so much easier.*)
- Pencil or pen
- Scissors for paper and fabric
- At least 1 yard **Heat 'n Bond Lite** fusible web
- Extension tray for your machine (if you have one)
- White computer paper for stabilizer (approximately 5-6 sheets)
- Pattern of your choice by Hissyfitz Designs



You have the option to choose **any** pattern from Hissyfitz Designs as your project for this workshop. If you plan to make a full quilt or wallhanging, please refer to fabric yardage on the pattern you choose. If you are only going to do one block of the pattern, you can get by with a smaller amount of yardage. Patterns may be ordered from my website, www.HissyfitzDesigns.com or from your local quilt shop. I do have kits available for purchase for some of my patterns. If you are interested in a specific kit, please contact me in advance.

If you have any questions, please send me an email.


Arkansas Man Quilter

"Quilting With A Difference"

Eddie Landreth

2234 Irondale Drive
Benton, Arkansas 72019
(501) 326-8842

e-mail: elandreth@sbcglobal.net
web: arkansasmanquilter.blogspot.com



The French Seam
BERNINA
www.frenchseam.com
Karen French, owner
luv2sew@frenchseam.com
2015 S. Buerkle St.
Stuttgart, Arkansas 72160
870-673-8156 ph
870-673-6280 fax

ARKANSAS QUILTERS GUILD
MINUTES OF THE GENERAL MEETING
12 SEPTEMBER, 2016

The meeting was called to order at 6:30 pm by President Alina Polta.

Minutes: No corrections or additions to minutes were offered. Motion was made by Jackie Bibbs and seconded by Angie Heifner to approve the minutes as published. Vote passed.

Treasurer's Report: Copies of the report were made available to all members present. Treasurer Kim Lotz reviewed the report.

Committee Reports

Membership: Mary Jane Beard, Chair, reported that there are now 122 paid members for 2016. (The goal remains to have 160 paid members). There were 56 members and 4 guests present this evening: Margaret Snow, Ann Ayres, Shelley Hoker, and Gloria Killeen. Mary Jane reminded all present that pins and charms are still being awarded to those members who bring a guest or that have a guest join the Guild.

Fundraising: Boneta Hollis, Chair, stated she had no new information to share. She asked for, and was told that, Lois was the volunteer who previously made pot-scrubbers. Boneta is hoping for people to offer some new ideas of fundraising projects or activities.

Demo/Vendors: Donna Toombs, Chair, announced that Sew Much More was vending and was offering 25% off purchases this evening.

Programs & Workshops: Lavern Schaap and Debbie Spinks, Co-Chairs, provided a review of upcoming events.

This evening was to be a panel presenting on 'Through the Porthole' about attending National Quilt Shows.

October will include a workshop by Hissy Fitz. However, there are currently only 2 slots available for additional people to register to attend. Class time is 9 am to 4 pm. Cost is \$40 to attend and kits of required material are available if members wish to order on-line.

November will be Stash Buster Quilts. Please bring 'show and tell' items

December is the much-awaited auction. Items are needed for this auction so please be considering what you might bring: and be creative as it does not have to be a hand-made item.

Community Service: Alicia Bell, Chair, stated that quilters are needed to complete quilt tops that have been submitted to give to The Call. There are 9 quilt tops, 7 completed quilts, and 1 that only needs to have the binding applied. There will be about 6-8 kits available Monday at the Sit and Sew for those who desire one. She stated that she has received a thank you card from The

Call and relayed a touching story of one person who received a quilt. Alicia also expressed her thanks to all who have volunteered their time to do the quilting. There is still some money from the Grant so additional purchases of backing/fabric will be done before the end of the year. Alicia will be sending an update to the source of the Grant on how the Grant money has been used and progress of this community service.

Quilt Arkansas 2017: Angie Heifner, Chair, shared that this is a semi-annual quilting retreat that is scheduled for September 7-9 of 2017. She and her committee have been considering selling umbrellas to raise additional money. Angie also requested volunteers to assist with this event.

Quilt Show/Exhibit: Mary Jane Beard stated that the quilts that will be hung at the Terry Library beginning October 11 and be taken down on December 13. There have been 19 forms turned in to submit a quilt for the show: 11 large quilts, 6 smaller quilts, and 2 miniature quilts. The maximum number is 65, so there is room for additional quilts. Quilts larger than 47 inches must have the appropriate sleeve. Mary Jane would like 10 more larger sized quilts and can accept several smaller ones. Cloie Morgan will be offering a presentation during the show. Because she will also be leading some tours of the Quilt Show, all who submit a quilt are requested to provide a short comment about their quilt.

Hostess: Judy Stewart and Sally Burrup, Co-Chairs, stated that they will be posting information about creating/joining new Knots by the end of October. She reminded everyone that there were a large number of items on the 'freebies' table. The fabric exchange was a 6 ½ inch square of any block design and two members did participate. Sherry Williams was the winner of both blocks. Next month the fabric exchange will be 5 pieces of 6 ½ inch squares of the same material. They thanked people for donating items for the door prizes. Tonight the winners of the door prize were Virginia Byrd, Pam Brown, Joanne Dempsey, and Debbie Gordon.

Challenges: Beverly Phillips and Lynn Fletcher, Co-Chairs. The challenge was to have different quilts made either using the same pattern but different material, or to make different quilts using the same material but different patterns. Five ladies presented examples of using the same French Braid pattern but made with different materials.

AWOL: Eddie Landreth and Leah Sample, Co-Chairs. AWOL is scheduled November 4-6, 2016 at the 4-H Center, and there are currently 20 people registered (with a possible max of 40?). The goal is to have 23 people registered to attend. Eddie was present in the back of the room accepting registrations.

MINUTES

(continued from page 5)

Sunshine: Shannon Young, Chair. No report offered. Mary Jane Beard asked for condolences for the death of the husband of Judy Young.

Old Business

Lavern Schaap reminded everyone that she had previously spoken about the Presbyterian Church in Jacksonville making dresses for little girls in Honduras and that they had wanted to have fabric donated for their project. She shared that the Presbyterian Church was able to meet their goal. Lavern shared a thank you note from them as well as some pictures of the completed dresses.

Angie Heifner shared that she attended the current special event at Crystal Bridges museum titled "Made in America" that includes several quilts.

Alina Polta stated that she has been offered some fabric for quilting and it was discussed that the material could be used for the above little girl project.

The Nomination Committee is still gathering names for the various positions.

New Business

Donna Toombs presented a roster of people who have volunteered to be an officer next year.

President – Alina Polta
 1st vice President – Judy Stewart
 2nd Vice President – Angie Heifner
 Treasurer – Mary Jane Beard
 Secretary – Cynthia Quick

A motion was made to accept this slate of candidates and the slate was accepted to be presented in the next newsletter. The vote for Officers will then be held the following month.

Shannon Young announced that the Saline County Quilt Show is next weekend.

Show and Tell

Kathy Jones displayed "Not my circus, Not my monkeys" which was made in memory of the 2015 NQA in Little Rock and the ladies who worked it. The quilt was made in orange and lime colors with several prints featuring monkeys.

Liz Martens made a portrait of her pet white schnauzer and another of Origami Shirts.

Alicia Bell started her Leaf Paper Pieced quilt in a 'one paper piecing class during the NQA Quilt Show by Judy Neimeyer. She was proud to share that it was her first time to do the binding by hand. She also took a class with her mother at another show.

Susie Olson brought a donation quilt for The Call made in bright, cheerful colors.

Jackie Bibbs began a miniature quilt for last year's Tiny Challenge, a green and white Irish Chain using ½ inch squares. She stated she needed a little help from Jim Gatling to complete this. Jackie also completed a Regal Patch baby quilt (of a pieced lion in the center) as a gift for a friend's grandson.

Pamala Davis in 2015 attended a Debby Caffrey class and made a quilt using bright colors with a very elaborate border.

Carol Thomasson stated she began her first attempt at making wall-hanging quilt blocks "in the hoop". They were done with an embroidery CD that came with the book Machine Embroidered Quilting and Applique by Eilleen Roche. She stated the appliques were raw-edged and she is calling her quilt Little Lady Liberty.

Carol Hurt, Sue Womack, Pam Brown, and Cindy Barszczewski all participated in a quilt show September 17 at the Nature Center titled "Arkansas, My Arkansas". Carol made one with 3 dimensional stars representing different aspects of Arkansas-such as the diamond mine. Sue used a pattern based on the U.S. and AR flags. Pam based hers on aspects of deer camp; she had a large deer in the center and around the sides had various things such as flowers and even one of herself in a rocking chair working on a quilt! The quilt by Cindy was patterned on the AR map.

Jan Partain explained that she saw a neat disappearing four-patch on Pinterest and simply had to make it! D4P has lots of purples, blues, and peach, and has a flannel backing. Jan saw another quilt on Pinterest and used lots of elephant printed fabric, front and back, to make Elephants on Parade for a friend's first grandson and used echo quilting on it.

Judy Rickard made a quilt for a step-granddaughter for her entrance into Honor's College at University of Arkansas at Fayetteville. She is very proud of her and has called her creation Sophie's Quilt.

Sherry Williams took a class in Memphis with a cousin to create Scrappy Dooby Doo. She emphatically announced that she will never use that pattern again!

Jim Gatling spoke about cleaning out things after his mother's death and the valuable memories he found in the process. He brought 2 table runners that 8 of his mother's friends worked together to make. He pointed out the very puffy quilting that was typical of that time period. He also had a bright colored applique quilt on a black background that was made by the pupils of his school during the 1997-1998 school year. The names of the students are on each block and the quilt was shown in Houston. Jim brought next a heavily embellished and 3 Dimensional quilt using the Halloween theme. He used it to demonstrate the importance of continued tries to show the quilts you make as it had been turned down once yet won a prize later.

Meeting adjourned at 6:48pm.

Respectfully submitted,
 Cynthia Quick

SEPTEMBER PROGRAM NOTES

National Quilt Shows – Through the Porthole

We got lots of useful tips on getting the most from a visit to a national quilt show – from our fellow members who've been to lots of them.

Lavern Schaap started our program with a slide show featuring the George R. Brown Convention Center in Houston, where porthole windows look out on the massive assemblage of 1,100+ vendors, 1,500+ quilts, and 55,000+ attendees that make up the International Quilt's Association annual show. Her slides included the show's 40th anniversary in 2014, the Ruby Jubilee, which included red and white quilts by our own Mary Jane Beard and Cloie Morgan.

Lavern, her husband, Cloie, Wilma Richter, and Jackie Bibbs provided slides showing the tremendous variety of quilts at several shows – everything from the gorgeous dog portraits to incredible landscapes to impossible appliques, which Cloie had documented with close-ups of the details.

Jim Gatling said the American Quilt Society Show at Paducah, KY, was too spread out for him and he enjoyed having everything under one roof, like in Houston, even though it's six football fields long and 1,800,000 square feet. The motorized carts are sometimes a hazard, but the rolling bags have been banned. He enjoys seeing the newest things, even when they're something he was doing 30 years ago. Jim said to be aware when you look at hotel rates that they'll add lots of taxes and other charges.

Mary Jane has been going to Houston and Paducah for 15 years. Her favorite thing is back at the motel each evening when the show-and-tells usually reveal some items to be placed on the next day's shopping agenda. Mary Jane took eight AQG quilts to a guild quilt challenge at AQS in Nashville.

Jackie recommended going in a group, especially with someone who has been there before and knows where to go. Going to preview night before the show officially opens is well worth the money because it's not so crowded. She said going maybe every three years might be better for your budget. Class overviews for \$8 were helpful vs. \$65 classes, which take up a whole day. Be aware that if you fly, you can't take as much home, unless you take an empty suitcase to load up. A car trip to Paducah and Dallas is only six hours (nine to Houston.)

Pam Davis's favorite is the Sisters Outdoor Quilt Show in Oregon because quilts are displayed outside in gorgeous weather (second weekend in July) in a beautiful town. A side trip to nearby Mount Hood is an added attraction. When she goes to Paducah, she stays at

Kentucky Lakes, 30 minutes from the hubbub; it's very relaxed – could it be the cocktail hour? She recommends going to the National Quilt Museum. Also, at her first quilt shows, she took so many classes she didn't have time to see the vendors or quilts, so she doesn't do that now. There are plenty of demos and lectures where you can learn – and rest.

Susi Olson enjoyed her Paducah visit in April with Mary Jane, Cloie, and Alina Polta. She also loved the show-and-tell in the evening; Alina loved Kirchhoff's Bakery (me too! – check out their website and you might go even when there's no quilt show: <http://www.kirchhoffsbakery.net/>). In Houston, it's better to stay close to the Convention Center and not drive in Houston traffic. She met lots of teachers – just like Hollywood celebrities – in the booths at the Western Washington Quilt Show. She gets lots of inspiration from the displays at shows, as well as a good variety of kits.

Wilma said her brother who lives in Houston commented that the city doesn't benefit all that much when the quilters come to town, since we pile up four to a room and limit our spending to the quilt show. She's been to all the big shows and especially enjoyed the guild's bus trip to Houston arranged by Nancy Hicks, an AQG member who was a travel agent. There are convention buses that come by hotels every 30 minutes. She attends mainly for inspiration and saves her money for local quilt shops. Wilma got to see her blue Hawaiian quilt when she looked through a porthole at Houston. It also won second place in Dallas; Marilyn Weaver's won first. Both were on display at our meeting. Wilma said to attach the winning ribbon to a pic of the quilt and wear it proudly. Her favorite show is Dallas because it's the right size.

Kathy Jones has been to Paducah 10 or 12 times and to Houston three or four. She said in addition to fabric and notions, quilt shows specials include machines and tables, and the machines used in classes are sold at substantial discounts. You can also test drive long arm machines. She brought home samples used to demo embroidery that were going to be thrown away and used them for charity quilts.

American Quilters Society shows:
<http://www.quiltweek.com/>

Oct. 5-8, 2016 – Des Moines, IA

Mar. 1-4, 2017 – Daytona Beach, F

Mar. 29-Apr. 1, 2017 – Lancaster, PA

Apr. 26-29, 2017 – Spring Paducah, KY

Aug. 16- 19, 2017 – Grand Rapids, MI

Sep. 13-16, 2017 – Fall Paducah, KY

Oct. 4-7, 2017 – Des Moines, IA

(continued on next page)

Dallas Quilt Show: March 10-12, 2017; http://www.quiltersguildofdallas.org/2016_show_event_home

Sisters Outdoor Quilt Show: July 8, 2017
<http://sistersoutdoorquiltshow.org/>

Other shows:

QuiltCon East (Savannah; February 23-26, 2017):
<http://www.quiltconeast.com/register-now/>

Chantilly (DC Area; June 2-4, 2017): <http://10times.com/quilt-show>

Mancuso Quilt Shows (various places): <https://www.quiltfest.com/upcoming-shows-and-events/>

Just google “quilt shows” and you’ll get many more. In the meantime, I’m looking forward to the terrific ones right here in Arkansas!

Respectfully submitted,
Jan Partain, Program Scribe

MORE PROGRAMS NOTES

Final notes from September: Whew!! We heard a lot of fun stories from national quilt show visits at the September meeting didn’t we? Thanks to all our panel members. Also, we have a few more notes for you that we didn’t have time to share at the meeting.

First, Wilma had a few more facts she wanted you to know about the Sisters Outdoor Quilt Show in Sisters, OR. Sisters population is only 900 yet every year on the second Saturday in July it hosts the largest outdoor quilt show in America. The crowd numbers 30,000 to view over 1,100 quilts. This year was the 41st year for the show (Note: it has never rained); but, after Jean Wells of The Sitchin Post started by just hanging a dozen quilts, now a week of workshops, lectures, and activities are included. Classes are held at the high school and you can even spend the night there for \$10/night. Local community groups run concessions and help hang the show. It takes 500 volunteers and the use of the firetruck to get the quilts hung at 5 AM on Saturday morning.

A few months ago, Quilting Arts magazine offered these suggestions for visiting a quilt show:

- * Do your best to keep all of your comments positive and kind – the quilter or someone very dear is often within hearing distance.
- * Drink LOTS of water. Wear comfortable shoes that you’ve worn before and can take the long haul. Eat a healthy lunch and then go look at the amazing quilts. Rest. Go back and buy more supplies because the quilts have given you some great inspiration.
- * Engage others looking at quilts. It’s an easy way to start a conversation and a great way to meet new people.
- * Good idea is to go through a show very quickly the first time to see what is there. Then go back through more slowly to stop and appreciate your favorite quilts.

- * Bring business cards, a sketchbook for jotting ideas, double sided tape for attaching other people’s business cards in your sketchbook and make a note about the contact. Write the date on the card.
- * If there is a charitable silent auction, make a bid, especially if it is early in the process. Bid on a piece that doesn’t have a bid yet – it will encourage others to look.
- * Take a least a 10 minute break from looking at quilts every hour so you can rest your peepers and come back with fresh eyes.
- * Study the show’s offerings ahead of time and then prioritize classes, exhibits, and vendors you want to take/see/visit.
- * DRESS COMFORTABLY.

Also, we didn’t get to the suggestions for ways to be inspired and learn when the budget or time constraints don’t allow a trip to a big show. First, of course, support your local guilds. There are numerous classes, retreats, and shows available right here in central Arkansas during the year. The same national teachers whose classes might cost you \$70-\$100 plus transportation and lodging will be available for much less. Same class – fewer \$\$. Makes sense doesn’t it?

And, the world of computers has brought the quilting life straight to our desk. We can order fabric, thread, patterns, any supply we need to complete a project. We can subscribe to blogs and podcasts (my favorite is Pat Sloan’s American Patchwork and Quilting – if you haven’t listened to an episode, give it a try), watch the endless array of tutorials on YouTube. Would we even know who Jenny Doan was if we didn’t have YouTube? There are also several Online TV Shows and classes. For a small annual fee, you have access to hundreds of videos. Try “The Quilt Show” with Alex Anderson and Ricky Tims. “Craftsy” is good for classes. A series of classes is often on sale for \$19.99. The classes are not

just video, but also contain comments and questions from fellow students. A favorite part of the Craftsy classes is the ability to speed them up or slow them down. Of course, the old standbys – Books and Magazines are still available too.

Now, in October we are ready for our visit from Sandy Fitzpatrick of Hissyfitz Designs. She will be with us for a workshop on machine appliqué during the day prior to the meeting and then present a lecture that evening. The workshop is full at this moment. However, we will be making a waiting list just in case someone has to cancel their reservation. E-mail Debbie Spinks (debbiespinks@sbcglobal.net) for questions about the workshop.

For November, we want to have a giant “Show and Tell” of “Stash Buster Quilts”. Bring a couple of your

favorite quilts where you used mostly only your stash. Or, if you have a favorite pattern that uses up those little bits of scraps, let us see it.

Then, “hold on to your hat” (Stetson that is) in December. Again this year, we are going to be entertained, frustrated, amazed and many more verbs as Gaylen McGee, our favorite auctioneer, sells our donated items as our program. We will also enjoy delicious holiday treats as we party. Be planning your donation for the auction. Remember, the auction will only be as good as you make it. We will need a description in November so it may be listed in the December newsletter.

Debbie Spinks and Lavern Schaap
Your Program Co-chairs

COMMUNITY SERVICE PROJECT

At the beginning of the meeting there were 9 quilt tops that needed to be quilted, 7 completed quilts, and one quilt that needed binding.

There were several additional quilts donated by guild members bringing the total to 11 completed quilts and 17 quilts needing to be quilted. Volunteers were asked to help complete quilt tops. Some tops needing quilted are small and could be quilted on a home machine. I am proud to say that several volunteers took quilt tops to complete. Currently, there are only 3 quilts needing to be quilted! Thanks to all those that volunteered to help quilt tops and bind!

I have polyester batting which was purchased with the community service grant money. I want to be able to distribute this batting to those quilters that want to use it to complete quilt tops. However, it is on a large roll and it is hard to know exactly who wants to utilize this and what sizes will be needed. I did not have the large roll with me Monday night. If you want some polyester batting, please let me know. I need to know what size you will need, and I can precut the piece of batting for you. You can text or e-mail me.

In addition to quilts that were donated, there were also 15 pillow cases donated. I have also made 6 flannel baby blankets that I plan to donate.

There were 7 unfinished lone stars donated. To complete, the lone star needs the corner squares and triangles. If you are interested in taking one of these to complete, please let me know.

There are 4 kits left after distributing them at the meeting to members.

A letter has been written and will be sent to National Quilting Association (NQA) in regards to progress of the community service project 2016 (see page ___).

REMINDER:

If you have not donated a community service quilt yet this year, there is still time. I will be taking donations until December (Completed Quilts). Foster kids of all ages.

In order to have quilts completed by December, please have your quilt tops completed and turned in by the October guild meeting, next month.

Also, there will be a drawing at the end of the year in December as well. To be entered, you must make a donation (donate a quilt or your time by quilting, binding, etc).

Thanks, Alicia

Alicia R. Bell
Arkansas Quilters Guild (AQG)
P.O. Box 2258
North Little Rock, AR 72115

September 7, 2016

National Quilting Association Grants Program
The National Quilting Association
P.O. Box 12190
Columbus, Ohio 43212

Dear National Quilting Association:

The Arkansas Quilters Guild (AQG) received an \$1,800 grant to apply to our community service project 2016. We are thankful to be able to utilize this money toward our chosen beneficiary organization, The Call. The Call is a foster care program in Arkansas. More than a dozen children will come into foster care in Arkansas because of abuse, or neglect. According to the call, there are more than 7,000 children that will spend time in foster care and more than 500 children waiting to be adopted. Currently there are about 1,100 foster homes; therefore, too few to meet the needs. The Call works with local churches in the state of Arkansas to meet the needs of local children in foster care.

As the chairperson of the AQG community service project 2016, we have utilized this money to purchase supplies to make quilt kits so our guild members can easily assemble quilts to donate to The Call. Quilt kits include pre-cut fabric and have been assembled at the monthly sit and sew that our guild has coordinated each month. AQG members also have an additional opportunity to work on donation quilts for several hours before the AQG monthly meeting. AQG members have donated their time to complete quilt tops as well as help with binding.

AQG COMMUNITY SERVICE PROJECT GOAL:

We made a goal that about 30% of the members would donate a quilt. We have approximately 122 AQG members, therefore our goal was to collect about 37-40 quilts. I am very hopeful that we will meet or possibly exceed this goal.

AQG COMMUNITY SERVICE PROJECT PROGRESS:

The progress has been evaluated each month at our monthly AQG board meetings.

The money from this grant has been utilized to purchase fabric and supplies to complete the quilts such as batting. To date, there is approximately \$678 remaining. The remainder of the money plans to be utilized to complete the remaining quilts.

By February 2016, a total of 17 quilt kits were assembled using fabric and supplies purchased.

By April 2016, a total of 43 kits were assembled for foster children of both genders and all ages.

Quilt kits have been distributed at each monthly meeting since February. In July 2016, a total of 25 quilts were completed and donated to The Call. In August 2016, 7 additional quilts were completed by AQG members. To date, there are approximately 9 kits left to distribute throughout the AQG members.

This grant money made it possible for our guild to donate quilts to foster children. These children are often taken from their environment without any of their personal belongings, which can be very frightening. Hopefully we can provide some small comfort to these children who suffer neglect, abuse, depression, and /or illness. Thanks to the National Quilting Association in assisting in our ability to contribute to charitable organizations. Being able to contribute is very important to our guild as well as promoting the art of quilting.

Sincerely,

Alicia R. Bell
AQG Community Service Chair

CALENDAR OF EVENTS

2016

- October 10 MACHINE APPLIQUE WORKSHOP with Sandy Fitzpatrick at NLR Community Center, 9 am-4 pm, member cost \$40.
- October 11 -
December 12 AQQ QUILT EXHIBIT at Terry Library
- October 14-15 Belle Point Quilters Guild presents "A River Runs Through It." Friday, Oct. 14, 9-6 pm, Saturday, Oct. 15, 9-3 pm, at the Fort Smith Convention Center, 55 South 7th St., Fort Smith. For more info visit our website, www.bellepointquiltersguild.org, or check out our Facebook page.
- November 3-6 International Quilt Festival/Houston quilts.com.
- November 4-6 FALL AWOL at C. A. Vines 4-H Center

2017


- September 7-9 QUILT ARKANSAS retreat at the 4-H Center in Ferndale: "Raining Cats and Dogs."

AQG Exchanges 2016

- February** - Red fat quarter
- March** - 6 1/2" square - 5 of same fabric
- April** - 3 1/2" Half square triangle - 4 of same fabric (one side light/cream)
- May** - 6 1/2" four patch - 4 of same fabrics
- June** - 2 1/2" strips - 2 of same fabric
- July** - 3 1/2" square - 6 of same fabric
- August** - Cream/light fat quarter
- September** - 6 1/2" block - design of your choice
- October** - 6 1/2" square - 5 of same color
- November** - Green fat quarter

Try our challenge: Use all of the above in one top! Size is up to you. The red, cream/light and green fat quarters can be used as a whole piece or cut up.

Bring the top to the December meeting for a chance at a prize!! See Judy or Sally at the Hostess table if you have questions.



OCTOBER BIRTHDAYS

Alina Polta	October 6
Shirley Miller	October 7
Judy Young	October 9
Virginia Byrd	October 13
Pamela Davis	October 24
Debbie Spinks	October 24
Judy Woods	October 27
Norma Mckinnon	October 30
Shannon Young	October 31



Leachele's Sampler

Longarm Quilting Service

Leah Sample
7911 Westwood Ave
Little Rock, AR

(501) 580-6884
lsample9@att.net

Arkansas Quilters Guild, Inc.
Mary Anne Burleson
14502 Taylor Loop Rd.
Little Rock, AR 72223

**DEADLINE FOR
NOVEMBER NEWSLETTER
October 14, 2016**

Quilting Fabrics---Gammill quilting machine
Authorized **Janome Dealer**



Pinwheel Fabrics
501 847-4177
Charlotte Williams
Owner

7915 Hwy 5 North - - - - -Alexander, AR 72002
email-pinwheelfabric@sbcglobal.net www.pinwheelfabrics.com

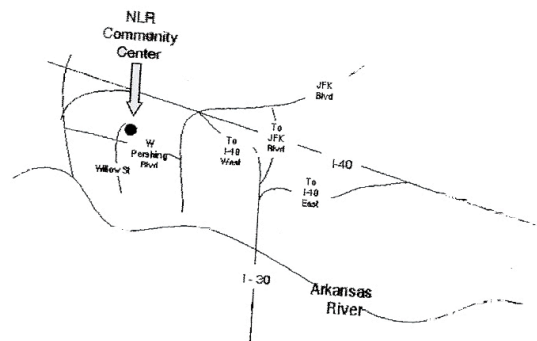


the bed-warmer
Quilt and Sew

Shellie Blake
17270 Interstate 30 Suite 9
Benton, AR 72019
501-860-6176

*** Next to Tinseltown Theaters ***
Authorized PFAFF dealer - Fabric - Notions

AQG Meeting
NLR Community Center
2700 Willow Street
North Little Rock, Arkansas



The NLRCC is located at 2700 Willow in North Little Rock which is near the I-30/I-40 interchange. Get off I-30 or I-40 at JFK. Go south to Pershing Boulevard. Turn right. Follow Pershing to Willow. It's on the right facing the new Patrick Hays Senior Citizen's Center.