



# Arkansas Quilters Guild Newsletter

Visit our web site at: [www.arkansasquiltersguild.org](http://www.arkansasquiltersguild.org)

Number 425

November 2016

**Arkansas Quilters Guild, Inc.**  
P. O. Box 2258  
North Little Rock, AR 72115

**President** – Alina Polta, 760-707-3113,  
alinapoltaaqq@gmail.com

**1st VP/Membership** – Mary Jane Beard,  
mjquilter@sbcglobal.net, 772-6210

**2nd VP** – Judy Young, judycyoung@  
sbcglobal.net

**Secretary** – Cynthia Quick, Cynthia.Quick@  
va.gov

**Treasurer** – Kim Lotz, lotz\_kim@yahoo.com

**AWOL Retreat** – Leah Sample, lsample9@  
att.net & Eddie Landreth

**Challenges** – Beverly Phillips,  
pinkfarmhouse@gmail.com & Lynn  
Fletcher

**Community Service** – Alicia Bell,  
cwarbell@hotmail.com, 282-5798

**Demos/Vendors** – Donna Toombs,  
toombspark@aol.com

**Fund Raising** – Boneta Hollis

**Hostess** – Judy Stewart, jstewartmedia@  
yahoo.com & Sally Burrup, rcburrup@  
sbcglobal.net

**Newsletter** – Jackie Bibbs, 851-4749,  
jbibbs@yahoo.com; Mary Anne  
Burlison; Pamela Hall

**Newsletter Ads/PR** – Open

**Programs** – Lavern Schaap, rhschaapjr@  
aol.com & Debbie Spinks,  
debbiespinks@sbcglobal.net

**Program Notes** – Jan Partain, janpartain@  
hotmail.com

**Property** – Open

**Quilt Arkansas 2017** – Angie Heifner,  
agheifner@icloud.com, 765-4814

**2016 Quilt Show/Exhibit** – Judy Young,  
judycyoung@sbcglobal.net

**Sunshine Chair** – Shannon Young,  
SLY7181@gmail.com

**Webmaster** – Alina Polta,  
alinapolta@mac.com

(area code 501 unless otherwise stated)



**Mission Statement** – *The purpose of the Arkansas Quilters Guild is to promote the appreciation of the rich heritage of the art of quilting and to enhance each member's own quilting skills and knowledge. It shall also be the purpose of this organization to expand and to enrich the art of quilting for future generations and preserve the existing quilts.*

**Hello Fellow Quilters,**

Well Fall is finally here, but it sure doesn't feel like it. Today it was almost 90 degrees. I am hoping the cooler weather will hurry up and make an appearance. It has been hard to get into the sewing groove with this toasty weather... We had a wonderful turnout at the last meeting. We learned some great tips on machine quilting from Sandy Fitzpatrick. Thanks to all that made it to the meeting.

I am looking forward to the November meeting and seeing everyone's scrap busting ideas, tips and quilts. Remember we need your participation to make the program a success...so be thinking about what ideas you can share for our scrap busting show and tell!

Until Next Month, Happy Stitching!  
Alina Polta

## NOVEMBER

Bring a green fat quarter  
for the drawing!!!

**PLEASE WEAR YOUR NAMETAG TO THE MEETINGS!**  
**REMEMBER: NO NAMETAG – NO DOOR PRIZE!**

**AQG Board Meeting:** Thursday, November 10, 2016, 6 p.m., Whole Hog Cafe, 2516 Cantrell, Little Rock, AR 72202.

**AQG Meeting:** Monday, November 14, 2016, 6:30 p.m., North Little Rock Community Center, 2700 Willow, North Little Rock, Arkansas. "Stash Buster Quilts."

## REMINDERS FROM YOUR PROGRAM COMMITTEE

### November Meeting – “Stash Buster Quilts”

November will be another month when the quality of the program depends on YOU!!! It's all about your show and tell of your favorite Stash Buster Quilts. Think you know the definition of “stash.” When you think of your fabrics and scraps do you think of them being hidden? The Merriam-Webster definition is “an amount of something that is stored or hidden.” That word “hidden” made me chuckle. Never have done this, but have heard of those who HIDE their fabric purchases in the trunk of the car and then slowly bring them in to the house. That's not you is it?

Anyway, we want to see your best use of your stash. And, during the Tell portion of your Show and Tell, answer these questions:

- \* How do you sort your fabrics? Scraps?
- \* How do you store your fabrics? Scraps?
- \* When doing foundation piecing, what is your favorite substrate?
- \* For the quilt you are showing, what fabrics were not already in your stash?
- \* What does your thread stash look like? What about the bobbins?

### December Meeting – The Auction

Gaylen, McGee, AQG's favorite auctioneer, returns for the best program of the year to end 2016. If you are new to AQG, this is a can't-miss night. Hold on to your Stetson. It will be a WILD ride. Really try hard to not up your own bid! And, speaking of Stetsons, if you have a cowboy hat around the house, wear it to the December meeting. We want to give Gaylen a little surprise when he walks in the door.

Please email Debbie Spinks, [debbiespinks@sbcglobal.net](mailto:debbiespinks@sbcglobal.net), or Lavern Schaap, [rhschaapjr@aol.com](mailto:rhschaapjr@aol.com), with the name and description of the item/s you are donating. Try to get this to us by the meeting in November. We want to have donation descriptions so that we can publish most of the catalog in the December Newsletter. Please be generous and creative in the items donated. So far, I've heard of woodwork items, music, an Italian dinner with homemade pasta, a day of quilting in the country (lunch included), a girl Friday (who will clean windows for a few hours, sort your unruly stash, prewash and press your just purchased quilt fabrics, or do another household chore that you dread).

Debbie Spinks, Lavern Schaap  
Programs Co-Chairs

## ARKANSAS QUILTERS GUILD

### 2016 PROGRAM GUIDE

#### November 14, 2016

“Stash Buster Quilts”

#### December 12, 2016

Auction and Party  
Gaylen McGee Auctioneer

### 2017 PROGRAM GUIDE

#### January 9, 2017

Meet Your Members – Betty Bradford, Desi Gipson

#### February 13, 2017

“AQG Goes to the Movies.” This is the scheduled date for showing of P. Allen Smith's “Follow the Cotton” in which AQG is shown.

#### March 13, 2017

Meet Your Members – Shannon Young. Workshop during the day.

#### March 18, 2017

National Quilting Day

#### April 10, 2017

Donna Lynn Thomas Workshops. Saturday – Garden Glory. Sunday – Pine Tree Topper. Lecture at Monday meeting.

#### June 12, 2017

Aileen Anderson – Workshop and Lecture.

#### September 11, 2017

Catherine Redford

#### AD RATES FOR THE NEWSLETTER

Size	1 month	3 months	1 Year
1/8 page (w 3.5" x h 2")	\$10.00	\$25.00	\$90.00
1/4 page (w 3.5" x h 4.5")	20.00	50.00	180.00
1/2 page (w 7.25" x h 4.5")	40.00	100.00	360.00
full page (w 7.25" x h 9.5")	80.00	200.00	720.00
Classified rates for AQG member personal ads – 15¢ per word			

All ads must be camera ready and fit the size requirement. The Newsletter Editor reserves the right to refuse ads that are not camera ready, do not fit the size requirement, or do not meet professional standards. All ads must be received no later than the second Thursday of the month; any ads received after that date will be included in the next month's publication. Please send your ads to Alina Polta, [webmaster@arkansasquiltersguild.org](mailto:webmaster@arkansasquiltersguild.org). If there are any questions, contact Alina.

## OCTOBER PROGRAM

### Sandy Fitzpatrick of Hissyfitz Designs

We were lucky to have our October speaker, who managed to get out of North Carolina just ahead of Hurricane Matthew. Sandy conducted a full-day workshop on machine appliqueing her whimsical designs and then shared some great tips on free motion quilting at our meeting.

She does amazing work on her little domestic sewing machine with a 9" throat. Sandy advised starting out with invisible thread that doesn't show your learning curve. If you use invisible thread on the top, use a cotton or polyester in the bobbin; if you want the top thread to show up, do the reverse. Match the thread to the fabric until you're more confident, when you can work up to contrasting thread. It's okay to use a large spool or a cone, but don't use serger thread, which will pop. Use burgundy thread on black fabric – black thread is hard to see.

She uses a darning, open toe foot. Even with the 9" throat on her machine she doesn't roll up the quilt, but bunches it up. Since she starts in the middle and works out, she's always working with just half of the quilt.

She always wears gloves, especially after she broke a needle off in her thumb, and recommends Machinger gloves rather than other types of devices, such as latex gloves, finger gloves, or disks. Machingers are lightweight, ambidextrous, and breathable. The best way to wash them is while you're wearing them.

Sandy's machine is set down into the sewing table so her neck and shoulders don't hurt, thus avoiding visits to the chiropractor. Her handy husband modified the table by cutting a hole in it and building and polyurethaning a plywood shelf to set the machine on. Her ironing board, which is set up to the left of the machine at the same height as the table, holds the quilt so it doesn't drag. She sometimes puts the quilt over her shoulder. It's important to face the machine straight at a 90-degree angle. She can also raise or lower her chair. Task lighting with Ott Lights or Stella Lights is essential.

When making the quilt sandwich, instead of getting on the floor, Sandy spreads everything on a table and uses office clamps to secure the three layers. She inserts toothpicks through all the layers to make sure everything's lined up right. She uses masking tape to secure the center, then folds out the backing, then the batting and then the top. She places one-inch, curved quilting safety pins a hand width apart, closing them with a Kwik Klip. After finishing one area, she releases the office clamps and repositions the quilt and the clamps.

It's important to have a consistent stitch length, as well as a consistent amount of quilting throughout the quilt; for instance, if it's heavy in the center, it should be

heavy on the borders. Otherwise, it won't lie flat. To secure stitches, you can shorten the stitch length instead of stitching in place, which may show a thread nest on the back. Echo quilting, ¼ inch to ¾ inch away from an appliqued design, is a good way to take up space. Practice on an old UFO or a kid's quilt that you can donate.

There are lots of markers to choose from; just be sure you know which one sets with heat or disappears with heat, like a Frixion (which reappears when cold). But don't ever use a #2 lead pencil.

Sandy then treated us to lots of neat quilts and wallhangings, such as one with photographs of her family, plus many that can be seen at <http://www.hissyfitzdesigns.com/> and <https://www.facebook.com/HissyfitzDesigns>. One memorable piece was a jacket with a giraffe on it that a teacher had said should not be seen in public. Sandy said it's good to wear if you don't want your kids to get close to you. That could be useful!

Respectfully submitted,  
Jan Partain, Program Scribe

## MONTHLY SNACK REMINDER!

We would like to encourage you to bring snacks for the meeting. It doesn't need to be fancy, but everyone enjoys having a little something during the meeting.



November D-E-F

December G-H-I

## DECEMBER AUCTION ITEMS

Items don't have to be things. Think about a fun experience you could offer fellow members as a guild fund raiser. See Lavern or Debbie to discuss.

## A NEW QUILT SHOP!!!

We were pleased to meet Violet Medina at the meeting and were excited to hear of her new shop in Cabot:

- \* Stitchery Sewist Shop
- \* 1103 S Pine ,Ste A
- \* 501 286-8335
- \* Tu. - F. 10 am - 6 pm & Sat 10 a m- 4 pm
- \* [StitcherySewistShop.com](http://StitcherySewistShop.com)

Welcome, Violet!

**ARKANSAS QUILTERS GUILD**  
**MINUTES OF THE GENERAL MEETING**  
**10 OCTOBER, 2016**

Meeting was called to order at 6:30 pm by President Alina Polta.

**Minutes:** No additional corrections or additions to minutes were offered. Move was made by Ms. Sample, and seconded by Ms. Crawford, to approve the minutes as published. Vote passed.

**Treasurer's Report:** Copies of the report were made available to all members present. Treasurer Kim Lotz reviewed the report.

### **Committee Reports**

**Programs & Workshops:** Lavern Schaap and Debbie Spinks, Co-Chair, reported that today Sandy Fitzpatrick, of Hissy Fits, presented a workshop on machine applique. She is also to present this evening on machine free-hand quilting.

**November** – Stash Buster Quilts. Please bring an example of one of your 'stash busters'.

**December** – Auction. Prepare your donation, and a description using quilting terms to confuse the auctioneer would increase the fun!

**January** – Meet your Members will present on Betty and Desi.

**February** – AQG goes to the Movies. Really hoping to have the P. Allen Smith segment available.

**March**– Meet your Members will be presented by Shannon Young, who stated it will involve feathers.

**Community Service:** Alicia Bell, Chair, shared that an additional 26 completed quilts have been submitted; which makes more than 100 quilts donated so far! There are still some to be quilted. The due date for completion is next December. There is poly batting available. Alicia sent a letter to NQA but it was marked "return to sender". She tried telephoning but the number has been changed and the new number is not known. The remaining money will be used to purchase fabric for 2017. All who donated/contributed with the donated quilts has been given a ticket. There will be a drawing of these at the end of the year.

**AWOL:** Leah Sample, Eddie Landreth, Melissa Ball, and Sally Burrup are the committee for the AWOL this November 4-6, at Ferndale. 25 members have registered for AWOL. There was a registration table set up as Monday, Oct. 10, was the last day to register to attend. The last date to pay to attend is Oct 21. Leah explained that AWOL (Arkansas Women [and men] On the Loose) is similar to a 'sit and sew' in that each person can work on their own projects as they choose. She also reminded people that the Sit and Sew will be this Saturday at Baptist South West between 7:30 and 5 pm.

**Fundraising:** Boneta Hollis, Chair, was given donations from Donna Toombs. Boneta used them to make several small packages with price tags on each one that were being sold during the Guild meeting in order to raise additional funds.

**Membership:** Mary Jane Beard, Chair, announced that the guild is now comprised of 122 paid members for 2016. Members who bring guests receive a pin and there will be a drawing of all who brought guests. Please check the roster for 2017 to ensure that all your information is current and correct.

**Quilt Show/Exhibit:** Judy Young praised Mary Jane Beard for her efforts with the Quilt Show. Judy stated that she did not attend the Guild meeting last month due to the death of her husband and she thanked the guild for the phone calls and cards that she received. Judy announced that there are 49 quilts for the show, as well as a display of spools and thimbles from Jim Gatling. All the quilts have numbers for the order in which they will be hung. People are reminded to have a small amount of information about their quilt available as Cloie Morgan has volunteered to act as a 'tour guide' during November. Terry Library is located on Nappa Vally Road.

**Quilt Arkansas 2017:** Angie Heifner, Chair, is continuing to work on a logo for this event and would like to have additional volunteers to help. Francis Wade volunteered to make the winner's ribbons. Lavern Schaap shared that Angie really gave her all in making donations as Angie had a wood working accident and accidentally cut the tips off several of the fingers of one of her hands.

**Demo/Vendors:** Donna Toombs, Chair, presented the slate of officers for 2017.

President – Alina Polta

1st Vice President – Judy Stewart

2nd Vice President – Angie Heifner

Treasurer – Mary Jane Beard

Secretary – Cynthia Quick

Jan Partain moved to accept the slate of officers, which was then changed to accept the slate by acclimations. The vote was made and the slate was accepted as presented.

**Hostess:** Judy Stewart announced that there were 68 members and 7 guests present this evening. She stated that there were no participants for the fabric exchange for October (five identical 6 ½ inch squares). She asked that people check out the 'freebie' table and that there would not be a freebie table at the December meeting.

(continued on next page)



**Minutes** (continued from page 4)

The fabric exchange for November is a fat quarter. Judy thanked those who made donations for the door prizes and proudly announced that Sandy Fitzpatrick, from Hissy Fits, also made donations for the prizes.

**Old Business:** None offered.

New Business: Darcy Patterson has written several children's book and she offered to bring some of these to the Guild meeting to sell and will donate some of the money raised to the Guild. This offer will be discussed at the October Guild meeting and, if all are in agreement, she will bring the books to the November meeting.

Meeting adjourned at 8:20 pm.

**SHOW AND TELL**

Leah Sample brought a quilt designed and made by Natalie Mosher, a lady who frequently comes to our AWOL and other retreats. Her Animal ABC's has a white background with embroidered animals and letters in bright colors. Leah stated she had a difficult time deciding on her quilting design as this quilt did not have set spacing or borders. She was very creative and quilted in an "I spy" method using outlines of animals and letters.

Linda Coburn created a Halloween Smiles quilt using lots of orange, black, and white. She stated she did this for the 'fun of it' and used an overall quilting design. Her husband named the quilt, which was based on a Missouri Star quilt pattern. Her last comment – "the dog likes it!"

Riley Middough made a raffle quilt for her church – The Grace Craft Show.

Susie Olson showed a quilt she made with purple outer boarder as a Halloween decoration. Bugs and Hisses was made from a kit she bought in Paducah from Sandy Fitzpatrick: who offered the workshop in this room earlier today. Spirit Fish was made in April/May of 2016 following her seeing a quilt on display in a shop in Olympia, WA. It depicts a totem salmon along with three live salmon. The salmon is prevalent in the Native Culture in the Pacific North-West. The image of water was invoked strongly with the variety of blue colors-and then the pink salmon.

Lana Massanelli brought three special T-shirts that she used machine applique and embroidery to make specific to her grand-daughter's directions: a horse with flowers in its mane, a fairy with beautiful wings, and one with Cabot Panthers across the chest.

Carol Hurt brought Meet Me in the Garden, a UFO quilt that she started in 2000 and finished in 2016. She entered it in the Pine Bluff Fair and won Best of Show.

Carrie Weindorf used a jelly roll and a book of jelly roll patterns that a friend gave her for her birthday to create a quilt of cheerful, tropical prints. She has titled it Friends.

Shannon Young brought "Miss Fits Pineapple Party, using a free pattern that she stated she would share with anyone who requests a copy. The pineapples are all yellow except one pink one, which she identified with as she is sometimes herself "not quite right".

Desiree Eapson made a Winding Ways quilt and had it quilted by Eddie Landreth. She stated that she is known for her bright colors and they were certainly in evidence! In honor of deer season, she made Deer Head Quilt from a panel of fabric by Pattern Jam. The back of the quilt is printed with maps. She plans to use this as a gift for a friend.

Alicia Bell used a zig-zag pattern by Eleanor Beers in A Lot of Pink. This quilt was started in March 2015, at a quilt retreat hosted by the Southwest Quilt Guild of AR in Old Washington, AR. Her mother, Louise Hicks, and she attended the retreat together which was her first quilt retreat. She treasured the time she spent with her mother and enjoyed quilting together with her. She actually completed the quilt yesterday! Her mom quilted it. Our Grandmother's Star is a Carpenter Star pattern that was made as a gift for her husband's grandmother who will be turning 88 years young next week. Adding to the surprise is that Alicia used her favorite colors of blue and teal. Alicia completed the quilt during October, 2016, and it was quilted by Mary Louise Hicks of Howard County, AR.

Marilyn Weaver brought the quilt she made for her husband's cousin who lives in Michigan: Norma's Purple Passion, that was made of pink, purple, and roses. She used Sarah Vedeler's Quilting collection designs on her embroidery machine to do the quilting.

Boneta Hollis made a quilt for display at the Hickory Hills Quilt Shop to introduce a new fabric line called Transitions. Her Zig-Zag Transitions, of shades and hues of various colors, used a pattern by Sarah Vedeler. Boneta's second quilt was You Ain't Nothin but a Hounds tooth! and was another pattern by Vanessa. Sunshine and Fog was created for a friend who wanted a quilt of yellow and gray pinwheels. It was a cloudy day with spots of sunshine when she was sewing was how she selected the name. Initially, Boneta thought the colors would be very drab but she liked them so much that she made one for herself! She might save it for a future grand-child.

Tiffanee Noack took a quilt with her in her travels all over the U.S., even to Alaska. She entered My Seasons in Tan into the Saline Quilt Show. Tiffanee saw a pattern in the magazine "Quilt Sampler", S/S 2015, and wanted it because it had her favorite Bible verse in it. She completed Simply Arranged in only a few weeks. "To everything there is a season---. Star for Missy was a sample for a class she taught at Pinwheel 3-4 years ago. Her co-worker Missy P. asked if it was for her because it used so much of her favorite color of purple. Tiffanee replied with no, that it was her favorite color also. Missy's birthday was Oct. 6, so Tiffanee thought it would be the perfect gift for her 50th birthday—but then learned it was only her 49th birthday!

(continued on next page)

**Minutes** (continued from page 5)

Judy Bowers had a new Judy Niemeyer pattern that she said was great for beginner paper piecing. Broken Daisy Placemat was the fourth of four placemats. Judy also used Judy Niemeyer to create a table runner of bright colors on dark purple. Her Compass Rose, made of golds, brown, and teal colors, will be on display at the Terry Library. Her third Judy Niemeyer technique of the month quilt was Mariner's Compass. It was quilted by Michelle Jones of Hot Springs Village. Judy will be teaching this pattern starting in November, over about 6 classes, at Hickory Hills.

Lois Hall made two miniature quilts, Flying Geese, and Pineapple, using only fabric from her own stash! The teal, black and blues also had a bright accent color. Lois chose to challenge herself to do a paper pieced miniature. She had a pattern by Doris Dentmeyer that she thinks she picked up at a garage sale. The pattern showed two different settings so she tried both of them.

Alina Polta bought a Santa Claus panel of fabric from Sew Much More and then used a tutorial for the window pane design on a Missouri Star Quilt Co. The ladies at the Heifer Retreat have named it Our Friend Jim. Alina also used a pattern from Man Sewing and Missouri Star Quilt Co. tutorial to create My Blue Heaven. Alina pieced and quilted it and learned that the thread breaks frequently when using a white on white printed material.

Sally Martin made a wall hanging of fence-posts and license plates.

Pat Crawford shared that the quilting retreat in Perryville at the Heifer International site was excellent with great food and lots of space and light. She recommended that people consider attending the next retreat held there.

Violet Medina was a guest visiting our guild and she informed everyone that she has opened a quilt shop: Stitchery Sewist Shop, 1103 S. Pine Ste A, Cabot, AR 72023, 501-286-8335.

Respectfully submitted,  
Cynthia Quick

*Welcome New Member*

Cynthia Grubbs

**NOVEMBER BIRTHDAYS**

Tamara Brown	November 4
Jolene Tune	November 4
Edith F. Walker	November 4
Lynne Jewell	November 7
Heather Dandridge	November 9
Becky Doan	November 17
Judy Pearlstein	November 18
Janice Fielder	November 24
Cindy Barszczewski	November 25
Donna McBryde	November 29
Patricia Harris	November 30

**TERRY EXHIBIT**

Thank you to all who took part in the Terry Library Exhibit. To those who helped with the display and hanging, I want to extend a very special thank you. We could not have done it without your assistance. I want to apologize again to those with whom I made so many errors in getting the entries. I hope that you will enter them in the Exhibit next year.

The voting on the favorite quilt will end on December 3, prior to the removal on December 13. Please go by and vote. There are no restrictions on the voting. Ribbons will be awarded for 1st, 2nd, and 3rd place quilts.

Mary Jane Beard



**the bed-warmer**  
**Quilt and Sew**

**Shellie Blake**  
17270 Interstate 30 Suite 9  
Benton, AR 72019  
501-860-6176

\*\*\* Next to Tinseltown Theaters \*\*\*  
Authorized PFAFF dealer - Fabric - Notions



**Arkansas Man Quilter**  
*"Quilting With A Difference"*  
**Eddie Landreth**  
2234 Irondale Drive  
Benton, Arkansas 72019  
(501) 326-8842  
e-mail: elandreth@sbcglobal.net  
web: arkansasmanquilter.blogspot.com



## CALENDAR OF EVENTS

### 2016

- November 3-6 International Quilt Festival/Houston quilts.com.  
 November 4-6 FALL AWOL at C. A. Vines 4-H Center  
 November 16 2 pm – Cloie Morgan guides Terry Library visitors through the AQQ quilt exhibit entries.


### 2017

- April 7-8 NW ARK QUILT SHOW, Metroplex Event Center, 881 Metroplex Dr., Springdale, AR 72762. For info, [www.quiltguildnwa.edublogs.org](http://www.quiltguildnwa.edublogs.org) and click on QUILT Show.  
 September 7-9 QUILT ARKANSAS retreat at the 4-H Center in Ferndale: “Raining Cats and Dogs.”

## AQG Exchanges 2016

- February** - Red fat quarter  
**March** - 6 1/2" square - 5 of same fabric  
**April** - 3 1/2" Half square triangle - 4 of same fabric (one side light/cream)  
**May** - 6 1/2" four patch - 4 of same fabrics  
**June** - 2 1/2" strips - 2 of same fabric  
**July** - 3 1/2" square - 6 of same fabric  
**August** - Cream/light fat quarter  
**September** - 6 1/2" block - design of your choice  
**October** - 6 1/2" square - 5 of same color  
**November** - Green fat quarter

Try our challenge: Use all of the above in one top! Size is up to you. The red, cream/light and green fat quarters can be used as a whole piece or cut up. Bring the top to the December meeting for a chance at a prize!! See Judy or Sally at the Hostess table if you have questions.



*Leachele's Sampler*

*Longarm Quilting Service*


*Leah Sample*

7911 Westwood Ave  
 Little Rock, AR

(501) 580-6884

lsample9@att.net

Quilting Fabrics---Gammill quilting machine  
 Authorized **Janome Dealer**



*Pinwheel Fabrics*

501 847-4177

**Charlotte Williams**

Owner

7915 Hwy 5 North - - - -Alexander, AR 72002

email-pinwheelfabric@sbcglobal.net

www.pinwheelfabrics.com

### **FYI - AQG MEMBERS**

If you have a quilting business/blog, etc. – a one-line link to a website/blog/phone #, etc., can be listed on the sponsor's page under “our member links.”

*The French Seam*  
**BERNINA**  
 www.frenchseam.com  
 Karen French, owner  
 luv2sew@frenchseam.com  
 2015 S. Buerkle St.  
 Stuttgart, Arkansas 72160  
 870-673-8156 ph  
 870-673-6280 fax

Arkansas Quilters Guild, Inc.

Mary Anne Burleson  
14502 Taylor Loop Rd.  
Little Rock, AR 72223

**DEADLINE FOR  
DECEMBER NEWSLETTER  
November 18, 2016**



## Hickory Hill Quilts and Sewing Center

AUTHORIZED DEALER

**BERNINA**  
made to create

*Over 200 bolts  
of Batiks*

Your thread connection...  
Isacord, Mettler, Presencia, King Tut

Premium quilting fabrics  
by  
Maywood Studios  
Timeless Treasures  
Hoffman of California  
Robert Kaufman  
Moda  
and many more

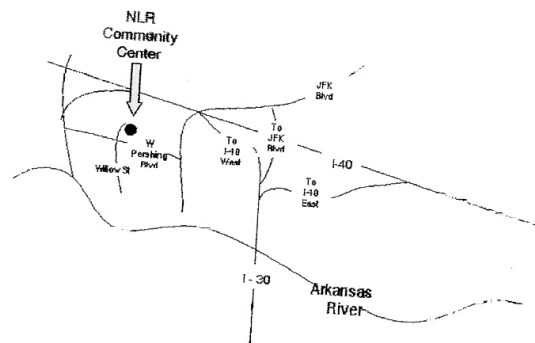
**Monday thru Saturday  
10 am - 5 pm**

Home of the Hickory Nuts  
"We're not just nuts...we're Hickory Nuts!"

327 North Highway 7 Hot Springs, AR 71901 501-318-2739  
[www.hhqsewingcenter.com](http://www.hhqsewingcenter.com)

"Join us on Facebook for the latest news and class schedules"

## AQG Meeting NLR Community Center 2700 Willow Street North Little Rock, Arkansas



The NLRCC is located at 2700 Willow in North Little Rock which is near the I-30/I-40 interchange. Get off I-30 or I-40 at JFK. Go south to Pershing Boulevard. Turn right. Follow Pershing to Willow. It's on the right facing the new Patrick Hays Senior Citizen's Center.