



# Arkansas Quilters Guild Newsletter

Visit our web site at: [www.arkansasquiltersguild.org](http://www.arkansasquiltersguild.org)

Number 429

March 2017

**Arkansas Quilters Guild, Inc.**  
P. O. Box 2258  
North Little Rock, AR 72115

**President** – Alina Polta, 760-707-3113,  
alinapoltaaqq@gmail.com  
**1st VP/Membership** – Judy Stewart,  
jstewartmedia@yahoo.com  
**2nd VP** – Angie Heifner,  
agheifner@icloud.com, 765-4814  
**Secretary** – Cynthia Quick,  
bookmaster1832@gmail.com  
**Treasurer** – Mary Jane Beard,  
mjquilter@sbcglobal.net, 772-6210

**AWOL Retreat** – Open

**Challenges** – Sherri Dodds,  
sewangelic@sbcglobal.net

**Community Service** – Alicia Bell,  
cwarbell@hotmail.com, 282-5798

**Demos/Vendors** – Lynn Fletcher,  
lynnfletcher@sbcglobal.net and Knot

**Fund Raising** – Boneta Hollis

**Hostess** – Sherry Williams, Heather  
Danridge

**Newsletter** – Jackie Bibbs, 851-4749,  
jbibbs@yahoo.com; Pamela Hall

**Newsletter Ads/PR** – Judy Young,  
judycyoung@sbcglobal.net

**Photographer** – Marilyn Weaver

**Programs** – Cindy Barszczewski,  
cbarszc@gmail.com; Sue Womack,  
Pam Brown, Carol Hurt, and Cloie  
Morgan

**Program Notes** – Open

**Property** – Open

**Quilt Arkansas 2017** – Angie Heifner,  
agheifner@icloud.com, 765-4814

**2017 Quilt Show/Exhibit** – Judy Young,  
judycyoung@sbcglobal.net; and Mary  
Jane Beard

**Sunshine Chair** – Pat Crawford,  
Pat.Crawford@me.com, 501-690-0395

**Webmaster** – Alina Polta,  
alinapolta@mac.com

(area code 501 unless otherwise stated)

**Mission Statement** – *The purpose of the Arkansas Quilters Guild is to promote the appreciation of the rich heritage of the art of quilting and to enhance each member's own quilting skills and knowledge. It shall also be the purpose of this organization to expand and to enrich the art of quilting for future generations and preserve the existing quilts.*

## Hello Fellow Quilters!

I hope you all enjoyed our viewing of the Quilts of Gee's Bend as much as I did. I really wasn't familiar with the history of the wonderful ladies down in Alabama. When I got home, I researched a bit more and found their website <http://www.soulsgrowndeep.org/gees-bend-quiltmakers>. Also on vimeo is a free copy of the video to watch <https://vimeo.com/50454661>. I would love to take a trip down there some day!

We also had an amazing show and tell in February. Guess everyone had been quite busy during the winter. Show and tell is one of my favorite parts of our meetings. I love to see what everyone has been up to. We have some amazing quilters with such creative and artistic ideas. So keep bringing those show and tells and inspiring the group!!!

We have some wonderful workshops coming up, Shannon Young in March and Donna Lynn Thomas in April. And don't forget to get signed up for Quilt Arkansas in September. The QA Committee has been working so hard to create a wonderful event for us all.

Until Next Month Happy Stitching!  
Alina Polta

### CLASS CHANGE FOR DONNA LYNN THOMAS!

Please note the new class being offered on Sunday is "Coral Reef."  
See photo and description on page 8.

**PLEASE WEAR YOUR NAMETAG TO THE MEETINGS!**  
**REMEMBER: NO NAMETAG – NO DOOR PRIZE!**

**AQG Board Meeting:** Thursday, March 9, 2017, 6 p.m., Whole Hog Cafe,  
2516 Cantrell, Little Rock, AR 72202.

**AQG Meeting:** Monday, March 13, 2017, 6:30 p.m., North Little Rock  
Community Center, 2700 Willow, North Little Rock, Arkansas. Meet Your  
Members – Shannon Young. Workshop during the day.



## THE QUILTS OF GEE'S BEND

### February 2017 Program

Cindy Barszczewski introduced an incredible video of the Quilts of Gee's Bend, a look at the remarkable African American women who continue the tradition of quilt making begun by their ancestors in the 19th century. Descendants of cotton-plantation slaves, then sharecroppers, they have always made quilts to warm their unheated homes, and along the way these utilitarian quilts evolved into unique pieces of art.

Gee's Bend, Alabama, described as an inland island surrounded on three sides by the Alabama River, is an isolated remote town, a few miles south of Selma, with a population of fewer than 700. The video featured many vibrant women, a contented, happy bunch, singing and stitching together. (Except for the singing, that could describe our own quilt knots!) Their life's pleasures have been to sing, pray, read the Bible, and quilt.

The original utilitarian quilts were stitched with every scrap of fabric they could salvage from clothes they literally wore out – "dress tail" and pants leg quilts. After working in the fields all day and then cooking supper and doing all the necessary household chores, they sometimes worked on them till 2 or 3 in the morning. Today's quilts use colorful, unexpected fabric combinations in improvised patterns often in abstract, geometrical designs.

Although they lived a starvation life, they were happy. They were able to sell quilts to put their kids through college. Now with their worldwide fame, their quilts regularly sell for \$1,000 – one even went for \$20,000 – and single blocks are sold for \$30.

Exhibits of their quilts were first shown in American museums in 2002 and continue to be on display across the country. But the ladies are delightfully unpretentious, not interested in piecing fancy quilts – or even in naming one. When asked about a quilt's name, one lady said, "A quilt."

More information can be found at <http://www.soulsgrounddeep.org/gees-bend-quiltmakers>

Respectfully submitted,  
Jan Partain, Program Scribe

### MARCH MEETING SNACKS



Members with last name starting with M-N-O

## ARKANSAS QUILTERS GUILD

### 2017 PROGRAM GUIDE

#### March 13, 2017

Meet Your Members – Shannon Young. Workshop during the day.

#### March 18, 2017

National Quilting Day

#### April 10, 2017

Donna Lynn Thomas Workshops. Saturday – Garden Glory. Sunday – Coral Reef. Lecture at Monday meeting.

#### June 12, 2017

Aileen Anderson – Workshop and Lecture.

#### September 11, 2017

Catherine Redford

**Arkansas Man Quilter**  
*"Quilting With A Difference"*  
**Eddie Landreth**  
 2234 Irondale Drive  
 Benton, Arkansas 72019  
 (501) 326-8842  
 e-mail: [eddielandreth@outlook.com](mailto:eddielandreth@outlook.com)  
 web: [arkansasmanquilter.blogspot.com](http://arkansasmanquilter.blogspot.com)



#### AD RATES FOR THE NEWSLETTER

Size	1 month	3 months	1 Year
1/8 page (w 3.5" x h 2")	\$10.00	\$25.00	\$90.00
1/4 page (w 3.5" x h 4.5")	20.00	50.00	180.00
1/2 page (w 7.25" x h 4.5")	40.00	100.00	360.00
full page (w 7.25" x h 9.5")	80.00	200.00	720.00


Classified rates for AQG member personal ads – 15¢ per word

All ads must be camera ready and fit the size requirement. The Newsletter Editor reserves the right to refuse ads that are not camera ready, do not fit the size requirement, or do not meet professional standards. All ads must be received no later than the second Thursday of the month; any ads received after that date will be included in the next month's publication. Please send your ads to Alina Polta, [webmaster@arkansasquiltersguild.org](mailto:webmaster@arkansasquiltersguild.org). If there are any questions, contact Alina.

## MARCH AQG BLOCK OF THE MONTH

### “ALMOST IRISH SPRING”

In many parts of the country March is a mix of greens with a few remnants of snow. Spring begins towards the end of the month and St. Patrick's Day happens too! This block is inspired by all of these things from this time of year.



You will need an assortment of five different shades of green fabric and either white or white on white fabric. All fabrics will be cut into 2½” strips or squares.

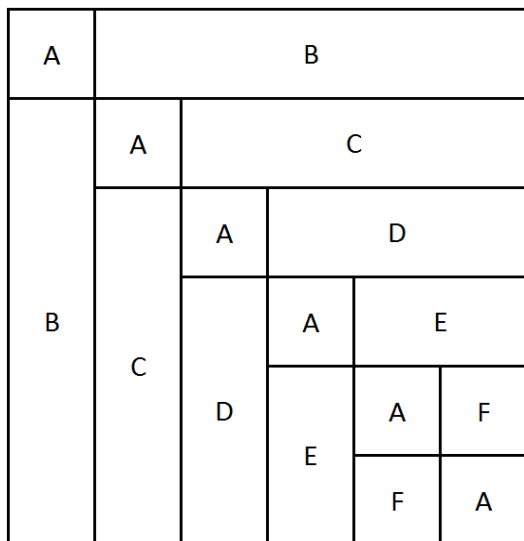
#### CUTTING DIRECTIONS:

- A. White or white on white - SIX 2½” squares
- B. Green – TWO 10½” strips
- C. Green – TWO 8½” strips
- D. Green – TWO 6½” strips
- E. Green – TWO 4½” strips
- F. Green – TWO 2½” squares

Sew your block together, following the guide below. Start with the four patch (A&F) in the bottom right corner.

Sew a white square to one of each of the rest of the pairs of greens (E&A, D&A, C&A, B&A). Starting with your four patch, sew an E strip to the left side and then sew the E&A strip across the top.

Continue sewing the plain green strip and then the matching green strip with a white square until you've completed your block. It should finish at 12½” square.



Bring your completed block to the March guild meeting to enter for a chance to win all the blocks that are turned in!

If you have questions, please feel free to email me (Sherri Dodds) at [sewangelic@sbcglobal.net](mailto:sewangelic@sbcglobal.net).

**From Jeff Cerino:**

I wanted to give you all a heads up that the segment we taped with you all is airing nationwide this week. Here is our station guide for anyone interested in knowing when and where the show airs in their state: [www.pallensmith.com/watch](http://www.pallensmith.com/watch).

On your TV Guide, the show is titled “P. Allen Smith’s Garden Style,” and the episode is called “Follow the Cotton.” We will upload the show to our Youtube channel where it is available to watch for a small .99 charge (similar to iTunes).

Just as an FYI, here is a rundown of the segments that are contained in this episode:

- \* American Native Goods: Denim Dudes
- \* The Cotton Museum/Memphis Cotton Exchange
- \* Recycled T-Shirt Harvest Bag
- \* Field to Fabric: The Cotton Gin (Kiech-Shauver-Miller Gin Co.)
- \* Herbal Dryer Sachets
- \* The Arkansas Quilters Guild

I want to say thank you again for being a part of this show and for taking time out of your day to tape with us.

Jeff

### MEMBERSHIP

WOW! Nine new people joined our group at the last meeting!!! That brings our total paid members to 99. We have 41 members on the roster from 2016 that have not made it to the membership table to renew for 2017. Please stop by the membership table in the back of the meeting room in March. If you prefer, you can also mail your dues to:

Arkansas Quilters Guild  
P. O. Box 2258,  
North Little Rock, AR 72115

If you mail your dues, please stop by the membership table to pick up your membership card. See you in March!

Judy Stewart, Membership Chair

*Welcome New Members*

Sally Saunders	Violet Medina
Wanda Colclough	Sharon Wise
Jaymie Crisel	Deirdra Colclough
Sheila Williams	Jannelle Bryant
Louise Hicks	

**ARKANSAS QUILTERS GUILD**  
**MINUTES OF THE GENERAL MEETING**  
**13 FEBRUARY, 2017**

The meeting was called to order by President Alina Polta at 6:32 pm. Minutes of the previous meeting were presented. No additions or corrections were offered. A motion to accept as published was made by Leah Sample and was seconded by Brenda Wall.

Treasurer Mary Jane Beard reported she has not received the monthly bank statement as yet but will contact the bank regarding this problem. The figures she presented are 'best approximation' until she receives the January statement.

### **Committee Reports**

**National Quilting Day:** Angie Heifner, Chair. The date is scheduled on March 18 from 10:00 am to 3:00 pm. Angie thanked those who volunteered to provide demonstrations.

- \* Sammy Harrill – Pinwheel block baby quilt
- \* Alina Polta – Missouri Star Serendipity block
- \* Boneta Hollis – Sashing
- \* Lavern Schaap – Binding
- \* Cindy Barszczewski and Sue Womack – Charm square coasters
- \* Cynthia Quick – Applique
- \* Judy Stewart – Alternate

**Quilt Arkansas September, 2017:** Angie Heifner, Chair. Information regarding the classes and challenges being held at Quilt Arkansas were available on the registration table in the room and members were able to register during the Guild meeting. Class descriptions and needed supply list, challenge information, and the registration form are also available on-line. The Featherweight Maintenance class is scheduled twice due to high interest. Raija Salomaa, Shellie Blake and Violet Medina are new teachers this year. Special attention should be paid when filling out the registration form, especially as several have forgotten to include the \$50 registration fee charged by Ferndale. The local teachers each presented a brief discussion and an example of the finished project for their class. Angie reminded all that Quilt Arkansas does not usually make a profit: it usually operates at a loss. Challenges:

1. Quilt project, maximum Size 36" x 36", based on the theme Raining Cats and Dogs.
2. Rain boot – designed as a table centerpiece decoration. Maximum size is 20 inches square.
3. Hat – either a rain hat or a New Orleans style hat, and plan to wear it to the party
4. Umbrella – this is to be a group project during Quilt Arkansas

For further information, contact Lavern Schaap at 501-416-7061 or rhschaapjr@aol.com.

**Fundraising:** Boneta Hollis, Chair. Boneta had pre-cut 3 yard pieces of batting for sale for \$20. She also reported that six license plates had been ordered with the purchase price of \$27 each. Boneta announced that there will be a surprise next month and advised all to bring cash in preparation for it as 'is very nice and an excellent price'.

**Community Service:** Alicia Bell, Chair. Alicia announced that 8 more quilts were completed in January for donation to "The Call" which makes a total of 78 quilts donated. She has two Lone Star quilt tops that need to be quilted. Additional fabric was purchased and she thanked those who helped to cut the material into kits before the meeting at the "Sit n Sew" and she will also be at the next Saturday Sit n Sew. She stated you can telephone her to arrange to get additional batting, but recommended that you text her instead. Alicia thanks Riley Middough and Beverly for donating additional material for the donation quilts.

**Membership:** Judy Stewart, Chair. Judy stated that 23 members paid their dues this evening – to include 5 brand new members. Our Guild now has 96 members who have paid and the dues are required to be paid by March 31st.

**Programs and Workshops:** Cindy Barszczewski, Chair. Cindy brought examples of Shannon's class on feathers. She reviewed the schedule for the next few months and shared a reminder that Pinwheels will be vending during the March meeting. Sue Womack will contact the one enrollee to see if she would be ok with the change. Sue also discussed cost concerns for the 2018 National speaker on Creative painting on fabric. The class charges are split with programs due to the Monday lecture.

**Hostess:** Sherri Williams and Heather Danridge, Co-Chairs. Alina Polta shared that there were 69 members and five guests present this evening and reminded everyone that the fat quarter exchange for March will be green.

Fat quarter fabric winners were Pat Crawford, Sharon Weinsinger, and Jackie Bibbs.

Door Prize winners were Sammye Sue Harrill, Sherri Webb, and Beverly Phillips.

Information about Knots was available at the sign-in desk and members promoted joining a Knot as a form of 'group therapy'.

People were reminded to check out the items located on the Freebie table.

(continued on next page)

**Minutes** (continued from page 4)

**Challenges:** Sherri Dodds, Chair. Sherri announced the winners of the drawing for the blocks turned in and invited the winners to use the blocks to create a donation quilt. She provided instructions both in writing and on-line in the next newsletter for the next challenge. March is to be “Almost Irish Spring” and is to be done in a mix of shades of green and white. The blocks are due in March and will make you eligible for a drawing.

**National Quilting Day:** Angie Heifner, Chair. The date is scheduled on March 18 from 10:00 am to 3:00 pm. Angie thanked those who volunteered to provide demonstrations. Sammye Sue Harrill, Cindy Barszczewski, Lavern Schaap, Sue Womack, Alina Polta, Cynthia Quick–applique, Judy Stewart–alternate.

**Old Business**

Angie Heifner brought the sewing machines that her father had offered for sale through the Guild. He wanted the price that he had originally paid for each machine but any money brought in over that price he wanted to be donated to the Guild. Three machines were purchased during the meeting. Angie stated that the other machines will still be available for purchase and she plans to bring them to another meeting. No additional items were presented at this time.

**New Business**

Jim Gatling shared handouts for the Hot Springs Quilt Show “Pieceful Friends.” It is scheduled for July 14-15 between 10 am and 4 pm and will be held at the Hot Springs Convention Center. He stated that there will be professional judges as well. The handout states that there will be over 20 vendors and more than 200 quilts with some quilts entered for judging and some only for display. He added that he felt that sometimes the quilts not judged were the more interesting or better done than those entered for judging.

Angie Heifner announced that she was contacted by a man who wanted to commission a quilt featuring material by Kaffe Fassett, in any pattern. Anyone interested can contact her for additional information. She was also contacted by a lady who wanted to donate some batting and a large wooden table (76 x 92”) that came with padding and measurements marked on it. Before the meeting was ended, Angie announced that the table had been requested by a member so was no longer available.

With great sadness, it was announced that Martha Fewell’s husband died. The Sunshine Committee will contact her with our condolences.

The Rabbit’s Lair has changed hands and is now called The Gathering Place.

During the quilting retreat at Heifer International last weekend a special cookie was served that several members liked so much that they requested the recipe. One copy was provided to share:

**Cowboy Cookies**

3 cups all-purpose flour  
 1 TBS baking powder  
 1 TBS baking soda  
 1 TBS ground cinnamon  
 1tsp salt  
 1 ½ cups (3 sticks) butter  
 1 ½ cups granulated sugar  
 1 ½ cups packed light brown sugar  
 3 eggs  
 1 TBS vanilla extract  
 3 cups semi-sweet chocolate chips  
 3 cups old fashioned oats  
 2 cups sweetened coconut flakes  
 2 cups (8 ounces) chopped pecans

Heat oven to 350 degrees.

Mix flour, baking powder, baking soda, cinnamon and salt in bowl. In an 8 quart bowl, beat butter on medium speed until smooth and creamy, 1 minute. Gradually beat in sugars; beat to combine, 2 minutes. Add eggs and vanilla and beat in. Stir in flour mixture until just combined. Add chocolate chips, oats, coconut and pecans and mix well.

Bake 15 to 20 minutes, until edges are lightly browned. Makes 3 dozen large cookies or 6 dozen small cookies.

**SHOW AND TELL**

Jim Gatling showed a purchased Victorian crazy quilt of golds and browns that was done in the 1890s. He put a heavy backing on it in order to protect the material. The quilt even came with a card to show that it had once won First Prize. Jim then showed a bright animal print quilt he created from fabric given to him that he made into a strip quilt with two sizes of black and white zebra striped material. He next displayed an example of the scrap quilt from one of his classes. Jim stated he had been given some star blocks. He cut the blocks into squares and included the points as diamonds before completing the top. He stated that he believed that many pieces of material, and blocks, could be re-used in this way to create something new. His last item was a Halloween quilt made of scraps given to him from Beverly that included lots of purple and orange. Jim used piecing and applique in the top and then used black lattice-work to put the blocks on point. Jim also made a plug for people to visit the fabric store in Morrilton.

Marilyn Weaver displayed a Lone Star that she quilted for The Call. She also brought three pillows made from left-over Kaffe Fassett material that she did embroidery machine quilting on and donated to The Call.

(continued on next page)

**Minutes** (continued from page 5)

Lois Hall completed two donation quilts while on the quilting retreat at Heifer International last weekend. One was made from a Winnie-the-Pooh panel and the other was composed of various shades of pink and white triangles.

Linda Coburn brought Summer Breezes 2016, a block of the month quilt that she bought from Charlotte's store and completed in 2016. It was "my first time to work with this colorway." She has been doing long-arm quilting about three years and used this quilt to experiment with more quilting. Linda also showed Hogs Gone Wild, a 'take 5 quilt' that "I hated when I finished the blocks. I added the black sashing to rest my eyes and fun quilting so I could feel good about giving it to my son." She added free style writing at the top and bottom of the quilt.

Pam Brown started a barn raising style of log cabin quilt during an AWOL in April of 2016. That Sunday, her son and his girlfriend, Heba, announced that they were engaged. Heba saw the blocks in Pam's basket in the back of the car and said that she loved it. Pam knew instantly that it should be her quilt. The gold, rust, and blue colored quilt is appropriately called Covy and Heba's Wedding Quilt.

Sammye Harrill brought Abby's Shirts. Her granddaughter asked for this T-shirt quilt for her birthday. Abby graduated high school last year and is now majoring in nursing. While in high school, she was very active in music and so Sammye included music notes in the quilting. Sammye also pointed out the necklace that she was wearing. A friend made it from a sewing machine bobbin and attached several charms to it. It was 'charming' (pun intended).

Darcy Pattison visited her daughter and grandchildren in Bali where her daughter is doing missionary work. Among other things Darcy did, such as actually go inside a volcano, she was able to take a class in how to make batik. There was an elephant already drawn on the fabric, but the class did the rest of the steps to make their own piece of batik.

Violet Medina developed a bright and cheerful two sided quilt called Stitchery Story. "I started this plus quilt the day I opened my shop. I took a cut of each fabric in the shop that day and made the plus side. The backing is made of the first full collection we ordered for the shop-Alison Glass Sun-print 2017. It's the Stitchery story."

Beverly Phillips shared Applique Flowers made of brown, green and yellow fabrics and was quilted by Eddie Landreth. Her Valentine quilt used shades of gray and pinks and was quilted by a friend.

Nola Ballinger proudly shared Summer Quilt, a quilt made especially for her by her aunt Nola at least 50 years ago out of dish towels and was hand-tied and then finished with crochet edging. She discussed that the main difference between a 'regular' quilt and a summer

quilt is that summer quilts are composed of only two layers.

Meg Cullum made a baby quilt for her niece that the sister then stole away! Meg has now made Pinwheel Plus One, a quilt for that sister in hopes she will return the first quilt back to the original owner. This quilt is a '3 yard quilt' and is made of green, blue, and polka dotted materials. Meg also created a quilt for her sister-in-law who will be having a baby next June. Her Jelly Roll Race quilt used lots of blues and she recommended that when using a jelly roll, some patterns are better if using the matching halves of two jelly rolls rather than only one roll. Olivia's Stars was a quilt Meg made for her cousin's daughter Olivia who was born premature but is doing well. All the pieces were paper pieced to make two colored stars on a light gray colored background. Meg pointed out that there were 32 pieces in one block! WOW! Gravity was made by Meg from a kit bought on Craftsy. It was the first quilt that she made for herself. It was from a 2015 block of the month kit and has 114 different colors in it. She recommended the use of the templates for improved accuracy of the blocks.

Junnelle Bryant's Big Star Quilt, was made for her oldest brother and his wife. She stated she will probably never do a quilt this large again! It is a king sized quilt composed of cream, blues, greens, and browns. Her daughter told us that Junnelle included a scripture in the quilting in hopes that the message will 'soak in' while he is sleeping!

Jan Partain used the same pattern to make a Taste Test of two identical quilts from a batik jelly roll, one with a white background and one with a black background. She asked for a show of hands as to which the room thought looked better and the majority voted for the black background.

Marilyn Wheeler brought a baby quilt she created using pastel colored pinwheels with an applique of a mother and child elephant at the bottom. Her husband's ex-wife asked Marilyn for a quilt for her (the ex-wife) own daughter. Marilyn, you are impressive.

Kathy Ewell made her first bargello quilt. She did not have a pattern but just worked out this black and white quilt by herself. She met a lady from Missouri at a Batesville fabric warehouse who got her hooked on bargellos. They have become good friends. Kathy does however recommend the use of a pattern. She said that Linda in Beebe quilted it.

Sue Womack borrowed a quilt made by her cousin Andrea Woods called Face of Jesus. Andrea made it for a program she did at several guilds in Louisiana. The quilt looks like a typical pattern, although old and well-used. However, when lit by a backlight, a face appears in the quilt! A poem was included with the quilt that relates the old appearance of the quilt, the holes and tears, to the trials and tribulations of life.

Meeting adjourned  
Cynthia Quick

## CALENDAR OF EVENTS

### 2017

- March 13 10a-3p Feather Bed Quilt class by Shannon Young at the NLR Community Center. See pp 7-8.
- March 18 National Quilting Day with AQG demos and tables from 10am - 3pm at the downtown Historic Arkansas Museum. See Riley Middaugh to join in the fun.
- April 7-8 NW ARK QUILT SHOW, Metroplex Event Center, 881 Metroplex Dr., Springdale, AR 72762. For info, [www.quiltguildnwa.edublogs.org](http://www.quiltguildnwa.edublogs.org) and click on QUILT Show.
- April 8, 2017 "Garden Glory" class with Donna Lynn Thomas at Baptist Health SW campus.
- April 9, 2017 "Coral Reef" class with Donna Lynn Thomas at the Baptist Health SW campus
- July 14-15 Hot Springs Area Quilt Guild presents "Pieciful Friends" Quiltfest 2017 at the Hot Springs Convention Center, 134 Convention Blvd., Hall A; see <http://www.hsaquiltguild.com/> for details.
- September 7-9 QUILT ARKANSAS retreat at the 4-H Center in Ferndale: "Raining Cats and Dogs."
- September 7 Quilt AR Lecture by Nova Montgomery at C. A. Vines 4-H Center in Ferndale.
- September 8 Quilt AR Party at C. A. Vines 4-H Center in Ferndale.
- September 11 Catherine Redford is program speaker at AQG Meeting after Quilt AR event.

### MARCH FAT QUARTER DRAWING

**GREEN!**

### MARCH BIRTHDAYS

Mary Garcia	March 2
Shelia Simpson	March 3
Sheila Williams	March 3
Louise Hicks	March 4
Sally Burrup	March 8
Latasha Rideout	March 8
Tiffanee Noack	March 11
Leah Sample	March 11
Violet Medina	March 14
Judy Bowers	March 24
Carol Thomasson	March 25
Sharon Harrold	March 26
Lana Massanelli	March 28
Karen Fite	March 31



**Hickory Hill  
Quilts  
and  
Sewing Center**

Premium quilting fabrics  
by  
Maywood Studios  
Timeless Treasures  
Hoffman of California  
Robert Kaufman  
Moda  
and many more

**AUTHORIZED DEALER**  
**BERNINA**  
made to create

Over 200 bolts  
of Batiks

Your thread connection...  
Isacord, Mettler, Presencia, King Tut

**Monday thru Saturday**  
**10 am - 5 pm**

Home of the Hickory Nuts  
"We're not just nuts...we're Hickory Nuts!"


327 North Highway 7 Hot Springs, AR 71901 501-318-2739  
[www.hhqsewingcenter.com](http://www.hhqsewingcenter.com)  
"Join us on Facebook for the latest news and class schedules"

### FYI - AQG MEMBERS

If you have a quilting business/blog, etc. – a one-line link to a website/blog/phone #, etc., can be listed on the sponsor's page under "our member links."

Quilting Fabrics---Gammill quilting machine

Authorized **Janome Dealer**



**Pinwheel Fabrics**

501 847-4177

**Charlotte Williams**

Owner

7915 Hwy 5 North - - - -Alexander, AR 72002

[email-pinwheel@sbcbglobal.net](mailto:email-pinwheel@sbcbglobal.net)

[www.pinwheelfabrics.com](http://www.pinwheelfabrics.com)



**Pre-Furred Quilts**  
**Donna Lynn Thomas**  
quilt designer, lecturer, instructor, author



**Come join us for 2 fun-filled workshops with Donna Thomas in April, 2017!**  
Believing that piecing quilts should be a pleasure, not a fight, her focus is on skills mastery and techniques that enable her students to enjoy frustration-free sewing.



**“Garden Glory”**  
63 3/8” X 63 3/8”

**When: Saturday, April 8, 2017**  
**9:00 AM – 4:00 PM**

**Where: Baptist Health Southwest Campus**  
**Little Rock, AR**

**Cost: \$50.00 Members (\$80.00 for both)**  
**\$60.00 Nonmembers**

**“Coral Reef”**  
72” X 90”

**When: Sunday, April 9, 2017**  
**9:00 AM – 4:00 PM**

**Where: Baptist Health Southwest Campus**  
**Little Rock, AR**

**Cost: \$50.00 Members (\$80.00 for both)**  
**\$60.00 Nonmembers**





## PRE-FURRED QUILTS WORKSHOP REGISTRATION

Name \_\_\_\_\_

Address \_\_\_\_\_

Telephone \_\_\_\_\_

Email \_\_\_\_\_

### **Garden Glory:**

Saturday, April 8th, 2017

Class Fee: \$50 Member (\$40 if signing up for both) \_\_\_\_\_

\$60 Non-Member \_\_\_\_\_

### **Coral Reef:**

Sunday, April 9th, 2017

Class Fee: \$50 Member (\$40 if signing up for both) \_\_\_\_\_

\$60 Non-Member \_\_\_\_\_

Total Due: \_\_\_\_\_

Once your registration has been received, a confirmation will be sent to you along with a list of general supplies that you will need to bring with you.

I look forward to seeing you there. I know it will be a fun time. Thank you for supporting Arkansas Quilters Guild.

Don't forget to plan on attending the April Guild meeting on Monday, April 10th to hear Donna's lecture. Social hour starts at 5:30 PM.

Mail your registration to:

Cindy Barszczewski  
3507 Whippoorwill Cv.  
White Hall, AR 71602

**the bed-warmer  
Quilt and Sew**

**Shellie Blake**  
17270 Interstate 30 Suite 9  
Benton, AR 72019  
501-860-6176

\*\*\* Next to Tinseltown Theaters \*\*\*  
Authorized PFAFF dealer - Fabric - Notions

**Busy Bee  
Long-Arm  
Quilting Service**

*"Bring me your pieced quilt, backing fabric, and batting and I will return it professionally quilted for a fair price."*

- Debbie Lewis

Cell : 501-413-5112      117 Grenoble Circle  
Email : busybeequilting60@gmail.com      Maumelle, AR 72113

Arkansas Quilters Guild, Inc.  
Mary Anne Burleson  
14502 Taylor Loop Rd.  
Little Rock, AR 72223

**DEADLINE FOR  
APRIL NEWSLETTER  
March 17, 2017**



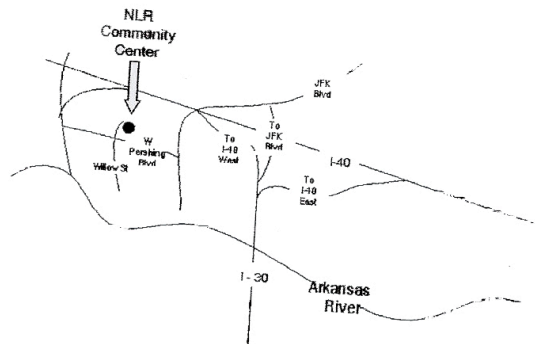
*Leah's Sampler*  
Longarm Quilting Service

---

*Leah Sample*  
7911 Westwood Ave  
Little Rock, AR

(501) 580-6884  
lsample9@att.net

**AQG Meeting**  
**NLR Community Center**  
2700 Willow Street  
North Little Rock, Arkansas



**The French Seam**  
**BERNINA**  
www.frenchseam.com  
Karen French, owner  
luv2sew@frenchseam.com  
2015 S. Buerkle St.  
Stuttgart, Arkansas 72160  
870-673-8156 ph  
870-673-6280 fax

The NLRCC is located at 2700 Willow in North Little Rock which is near the I-30/I-40 interchange. Get off I-30 or I-40 at JFK. Go south to Pershing Boulevard. Turn right. Follow Pershing to Willow. It's on the right facing the new Patrick Hays Senior Citizen's Center.