



# Arkansas Quilters Guild Newsletter

Visit our web site at: [www.arkansasquiltersguild.org](http://www.arkansasquiltersguild.org)

Number 431

May 2017

**Arkansas Quilters Guild, Inc.**  
P. O. Box 2258  
North Little Rock, AR 72115

**President** – Alina Polta, 760-707-3113,  
alinapoltaaqq@gmail.com

**1st VP/Membership** – Judy Stewart,  
jstewartmedia@yahoo.com

**2nd VP** – Angie Heifner,  
agheifner@icloud.com, 765-4814

**Secretary** – Cynthia Quick,  
bookmaster1832@gmail.com

**Treasurer** – Mary Jane Beard,  
mjquilter@sbcglobal.net, 772-6210

**AWOL Retreat** – Open

**Challenges** – Sherri Dodds,  
sewangelic@sbcglobal.net

**Community Service** – Alicia Bell,  
cwarbell@hotmail.com, 282-5798

**Demos/Vendors** – Lynn Fletcher,  
lynnfletcher@sbcglobal.net and Knot

**Fund Raising** – Boneta Hollis

**Hostess** – Sherry Williams, Heather  
Danridge

**Newsletter** – Jackie Bibbs, 851-4749,  
jbibbs@yahoo.com; Pamela Hall

**Newsletter Ads/PR** – Judy Young,  
judycyoung@sbcglobal.net

**Photographer** – Marilyn Weaver

**Programs** – Cindy Barszczewski,  
cbarszc@gmail.com; Sue Womack,  
Pam Brown, Carol Hurt, and Cloie  
Morgan

**Program Notes** – Open

**Property** – Open

**Quilt Arkansas 2017** – Angie Heifner,  
agheifner@icloud.com, 765-4814

**2017 Quilt Show/Exhibit** – Judy Young,  
judycyoung@sbcglobal.net; and Mary  
Jane Beard

**Sunshine Chair** – Pat Crawford,  
Pat.Crawford@me.com, 501-690-0395

**Webmaster** – Alina Polta,  
alinapolta@mac.com

(area code 501 unless otherwise stated)

**Mission Statement** – *The purpose of the Arkansas Quilters Guild is to promote the appreciation of the rich heritage of the art of quilting and to enhance each member's own quilting skills and knowledge. It shall also be the purpose of this organization to expand and to enrich the art of quilting for future generations and preserve the existing quilts.*




**Hello Fellow Quilters,**

Wow what an exciting and thought changing program we had in April. I am no longer afraid of using all of those cute fat quarters and charm packs that I have been stashing for all these years. I have always been afraid to cut into them and never have known what to do with them or how to use them up. Thanks to Donna Lynn Thomas and her “Fabric Recipes” I am ready to jump in with both feet and start getting cutting.

After the “few” UFOS I need to finish up that is. I bought a couple of her books to get me started, then I came home and looked up a few of her out of print books and was happy to find some of those. :) So happy De-stashing!!!

Until Next Month,  
Happy Quilting  
Alina Polta

## MAY MEETING SNACKS



Members with last name starting with S - U.

**PLEASE WEAR YOUR NAMETAG TO THE MEETINGS!**  
**REMEMBER: NO NAMETAG – NO DOOR PRIZE!**

**AQG Board Meeting:** Thursday, May 4, 2017, 6 p.m., Whole Hog Cafe,  
2516 Cantrell, Little Rock, AR 72202.

**AQG Meeting:** Monday, May 8, 2017, 6:30 p.m., North Little Rock Community  
Center, 2700 Willow, North Little Rock, Arkansas. Alina Polta - The Quilts  
of Valor Project.



## AILEEN ANDERSON IS COMING IN JUNE!

Aileen Anderson's visit to AQQ is scheduled for June 12. There will be a workshop during the day and a lecture as program at the guild meeting. Please sign up for her wool applique class at May's meeting. All info will be at the program table at guild meeting. Check out her Pinterest boards here: <https://www.pinterest.com/badgeraileen/>

### GUILD PROGRAM NOTES

There has been a change in the May program. Hickory Hills Quilt Shop cannot do the program as planned. We are lucky to have our own Alina Polta for our program. She will present a lecture on Quilts of Valor. She has recently started a local chapter of QOV.

Aileen Anderson is scheduled for June 12. Workshop during the day and lecture at night. Please sign up for her wool applique class at May's meeting. All info will be at the program table at guild meeting.

#### Future Workshop for 2018.

Katie Fowler has been confirmed for two day workshop on June 9th and 10th and lecture June 11th, 2018. Her website is:

<http://www.katiefowlerartquilts.com>.

Cindy Barszczewski and Sue Womack  
870 543 0035

### AILEEN ANDERSON WORKSHOP "CREATIVE TECHNIQUES FOR WOOL APPLIQUE"


June 12, 2016  
10:00 am

North Little Rock Community Center

In this class we will create a wool applique journal. You may choose the Lavender Lambs or the Floral Basket. The kit fee is \$25 and will require a sewing machine to complete. The applique and embellishment are completed by hand. The kit fee will be paid to Aileen on the day of the workshop.

Cost of Workshop is \$40 and needs to be paid with your registration.

Aileen will give lecture in the evening for our regular meeting.



## ARKANSAS QUILTERS GUILD 2017 PROGRAM GUIDE

**May 8, 2017**

Alina Polta - The Quilts of Valor Project.

**June 12, 2017**

Aileen Anderson – Workshop and Lecture.

**July 10, 2017**

Violet Medina from Stitchery Sewist Shop

**August 14, 2017**

Jane Bell from the Stitchin Post

**September 11, 2017**

Catherine Redford

### FABRIC DRAWING FOR MAY

4 5" BLUE squares

### AQG SIT & SEW

Normally on the 3rd Saturday will be held on May 6, combining the April & May sessions. Come sew with us at the Baptist SW hospital campus from 8am to 4pm.

### AQG ANNOUNCES WORKSHOP FOR 2018!

Katie Fowler has been confirmed for two day workshop on June 9th and 10th and lecture June 11th, 2018. Her website is:

<http://www.katiefowlerartquilts.com>.

Cindy Barszczewski and Sue Womack



**ARKANSAS QUILTERS GUILD**  
**MINUTES OF THE GENERAL MEETING**  
**10 APRIL, 2017**

The Guild Board meeting was called to order at 6:30 pm by President Alina Polta who then announced a welcome to all the guests who came this evening.

**Minutes:** One correction was noted in the minutes for March: Danette Devlin stated that her name had been misspelled. Judy Rickard moved to approve the minutes as corrected, Susi Olson seconded the move, and the vote was passed.

**Treasure's Report:** Treasurer Mary Jane Beard provided the following information.

Leah Sample discussed the conflict with the Sit n Sew for April. It is scheduled for the third Saturday each month but that is Easter weekend this month. The Quilt Show in Heber Springs is scheduled for the fourth Saturday this month. The decision was that there will not be an April Sit N Sew, but rather the April and May sessions will be combined into one session on the first Saturday In May.

### **Committee Reports**

**Community Service: Alicia Bell, Chair,** reported that eight quilts were donated in March and that five quilts have been donated already during April. This makes a total so far of about 30 quilts for *The Call*. In addition, Bev Phillips donated about 9 pillowcases. Alicia stated that she has batting and kits available but that people can use their own fabric and own patterns. She also reminded everyone that she is planning on having two drawings for a prize using that names of all the members who have donated quilts/pillowcases, quilted, or assisted with preparing the donation.

**Membership: Judy Stewart, Chair,** proudly shared that two people joined the Guild this evening making a current total of 113 paid members for the year 2017. Final date for payment of dues was March 30<sup>th</sup> so only those people who paid had their names on the list of current members. If others so desire, they can be fully reinstated once they pay the Guild dues.

**Fundraising: Boneta Hollis, Chair,** stated that she has some quilt batting still available and that, since the sales have been steady, she plans to continue sales of the batting. She also still has some additional 'needle beetles'.

**Quilt Arkansas 2017: Angie Heifner, Chair.** Riley Middaugh, Treasurer. Angie announced a clarification regarding payment: the cost can be divided up in payments over several months but must be paid in full by the August meeting. Angie laughed about it raining

outside this evening because it might help promote the sales of the umbrellas that she displayed. It is a blue pop-up and has the Quilt Arkansas logo that Meg Cullum designed printed on it. Angie shared that one of the teachers scheduled for Quilt Arkansas 2017, Raija Salomaa recently won five ribbons at a quilt show!

**Programs & Workshops: Cindy Barszczwski and Sue Womack, Co-Chairs. Carol Hart and Pam Brown, Assistants.** Ms. Barszczwski gave a reminder that Hickory Hills confirmed that they will present a program during the May meeting. Aileen Anderson's wool in-service will be in June and Violet Medina will be displaying new fabric patterns during the July meeting.

**Challenges: Sherri Dodds, Chair,** was pleased to tell the Guild that nine appliqued blocks of Sunbonnet Sue and/or Overall Al had been turned in this evening. The winner of the blocks was Kathy Jones. The challenge for May is to create a 12.5 inch block with a floral theme using any style or pattern. The background is to be white so the blocks can be combined more easily. There is also a brand new six month challenge that runs until October! Sherri has individual bags each containing a quilt block of material that is to be used, in its entirety, as part of a project. The block can be cut into smaller sections but must include all the material. There will be prizes for the six month challenge that will be presented and judged by the guild members at the October 2017 meeting.

**Quilt Show: Mary Jane Beard and Judy Young, Chairs.** Ms. Beard stated that the Terry Library Quilt show will begin on October 12 and the quilts will be taken down on December 12th. There will be a micro quilt challenge. The rules will include that the quilt must be made in a micro scale, a maximum per side of quilt of a 12 inch or less, each block must be two inches or less, and there must be both a two inch hanging sleeve and a label included.

**Hostess: Sherry Williams and Heather Danridge, Co-Chairs.** Sheri welcomed the four guests who came this evening as well as the 63 members present. She said she was pleased at how easily people have adapted to highlighting their names on the computer print-out and stated that there was no special meaning to the different colors of highlighters provided. She pointed out that there were several printed announcements on the registration table as well as a form for those who would like to join a knot. Sheri thanked the people who have brought in the copious amount of "freebies" available on the table. The fabric exchange for May is to be a 5 inch square in blue.

(continued on next page)

**Minutes** (continued from page 3)

The fabric exchange winners this evening were Judy Stewart, Shannon Young, Sharon Weinsinger, and Riley Middaugh. The door prize winners were Danette Devlin, Carol Hurt, and Eddie Landreth.

**SHOW AND TELL**

**Beverly Phillips** brought two quilts to share. Her *Tropical Quilt* was made of large brightly colored Kaffe Fassett materials with a turquoise background. Her Valentine runner focused on peach and pink colors.

**Lynn Fletcher** created *Nick's Birthday* quilt using flannel with a snowball pattern. She stated that Leah Sample quilted it for her.

**Marilyn Wheeler** shared that she had been collecting Kaffe Fassett material for many years and finally found a quilt pattern to use with only his patterns and fabrics—she even used his fabrics on the back of her quilt!

**Renee Zermattern's** daughter has been diagnosed with severe anxiety issues and her therapist recommended a therapy quilt. That type of quilt is a very heavy quilt composed of individual 'pockets' of polyester beads resulting in a total of 12 pounds of beads sewn into her quilt. This pink and floral quilt looks like it is made up of lots of little puffy biscuits, or squares, where the weights were included. Renee stated that the weighted quilt can be wrapped around the person for added feelings of comfort and security and these quilts are helpful for other issues, such as autism.

**Heather Danridge** wrote that she likes to do applique and she did machine applique on this quilt pattern by Amy Bradley due to number of flowers it involved. Her quilt was bright and cheerful with a boarder of prairie points of red polka dots.

**Sally Martens** wanted to make just one block using a 13 ½ inch square to donate for a *Quilt of Valor*. Her block turned out to be 16 inches square so she went ahead and made the entire quilt top of red, white, and blue material. Half the blue material had fireworks printed on it and the border was printed with blue and white stars. Someone is sure to be very pleased with it.

**Martha Fewell** made a baby quilt for her neighbor's first great-grandchild. The neighbor loves baseball so Martha used red baseball printed material for the binding and the back of *Landon's Sport Quilt*.

**Jackie Bibbs** used a Moda Layer Cake and one Charm pack of coral, blue, and red material to make a quilt using the plus sign pattern. Naturally, she has named it *On the Plus Side!* She also shared a *Contrary Wife* patterned quilt that she said was made several years

ago by the Knot she belonged to and was donated. It has an impressive label on the back and the quilt was displayed at the Historic Arkansas Museum for years. One member of the knot bought the quilt and recently returned it back to the Guild along with some other donated material.

**Jan Partain** brought *Life's a Beach*. She had her friend who really loves being at the beach pick out the colors. Jan planned to make this quilt as a gift for that friend for her June wedding. She did not finish it time for the wedding – but she did get it done in time to make a baby quilt for May. Jan stated that it was quilted by Alina.

Respectfully submitted  
Cynthia Quick

**SIX MONTH CHALLENGE**

Each person gets a quilt block from me and must make something that incorporates that block. It can be a quilt, a bag, a mug-rug, or anything you want to make, as long as you use the block you're given. You must use the whole block, however, you may cut the block up into smaller pieces or even take it apart. You can add as much of your own fabric as you want.

This challenge runs from April through September. At the October meeting, members bring in their creations to be judged. Projects do not have to be finished in order to be judged. Prizes for 1st, 2nd, and 3rd place!

If you want to join this challenge and did not get a block at the April meeting, send me your name and address and a block will be mailed to you or brought to the May meeting.

If you have questions, email me at [sewangelic@sbcglobal.net](mailto:sewangelic@sbcglobal.net)

Sherri Dodds  
Challenge Committee Chairman

**Busy Bee**  
Long-Arm  
Quilting Service

"Bring me your pieced quilt, backing fabric, and batting and I will return it professionally quilted for a fair price."  
- Debbie Lewis

Cell : 501-413-5112      117 Grenoble Circle  
Email : busybeequilting60@gmail.com      Maumelle, AR 72113

**APRIL 2017 PROGRAM**  
**DONNA LYNN THOMAS**

Donna came from Kansas to present an eye-opening program about how to enliven our quilts. She had just conducted workshops on Saturday and Sunday, and class members showed the really beautiful blocks they had made.

She had two life-changing events in 1975: she fell in love twice, with her husband and with quilting. In spite of how her future hubby specialized in annoying her when they first met, she made him a quilt that paid him back, one made with cut-up scraps from her home ec sewing class. The result, with all sorts of 1960s fabric including polyester and denim, was heavy enough to hold him down.

She began her quilting teaching career in 1981 and was writing books by 1987. When her Army husband was stationed in Germany, she taught in a quilt shop there and in guilds throughout the county. She has authored 14 books (including *Small Talk*, a book on miniature quilts which could really come in handy for this year's Terry Library display-case entries.)

Donna said that quilts generally fall into two categories: those with a fixed palette using a limited number of colors; and those with a scrappy palette using a variety of randomly placed fabrics with dark, medium and light values placed with no regard to color. She has combined both palettes through the use of three "fabric recipes."

The **Rainbow Recipe** is the liveliest one, using a range of color families and prints, a block at a time, with each being different, *e.g.*, one in the pink family, another in the green family, another in the blue family, etc. The **Color Family Recipe** provides more control in where colors are placed, but still offers lots of variety in fabric choice. The **Mixed Recipe**, the loosest of the recipes, combines elements of both the others – basically, you can just do whatever you want to do. Highly recommended: Buy her book *Patchwork Palette*, which explains these different approaches.

The advantages of using these recipes are that you don't have to make all your blocks at once and can work on them over time, using a few fabrics rather than having to buy lots of yardage of any particular one. Your pile of blocks can just keep growing until you have enough for a quilt.

She also advised to vary backgrounds with different prints, not to overmatch colors but combine all shades for interest, and to use leftover pieces in borders (although not every quilt requires a border). We enjoyed her huge trunk show of quilts that demonstrated each approach.

Donna loves using shot cotton, which is made by Pepper Cory and Kaffe Fassett, although her favorite is the one made by Michael Oakshott <http://www.pinwheels.com/brands/Oakshott.html>. And she recommended Quilters Dream Orient batting.

Lots more information is available at <http://www.donnalynnthomasquilter.com/>

Respectfully submitted,  
 Jan Partain, Program Scribe

## MAY BOM

Make a 12 1/2" block that has a floral theme. You can make a basket of flowers or just one flower. You can piece, paper-piece, embroider, appliqué, or use any method you wish, as long as the finished block has a recognizable flower or flowers.

Please use white or off white for backgrounds so the blocks will tie together better. Bring your completed blocks to the May meeting for a chance to win all the blocks that are turned in!

Sherri Dodds  
 Challenge Committee Chairman

Quilting Fabrics---Gammill quilting machine  
 Authorized **Janome Dealer**



**Pinwheel Fabrics**  
 501 847-4177  
 Charlotte Williams  
 Owner

7915 Hwy 5 North - - - - Alexander, AR 72002  
 email-pinwheelfabric@sbcglobal.net www.pinwheelfabrics.com



*Leache's Sampler*  
 Longarm Quilting Service

---

*Leah Sample*  
 7911 Westwood Ave  
 Little Rock, AR

(501) 580-6884  
 lsample9@att.net

## CALENDAR OF EVENTS

### 2017

- May 5 AQG Sit & Sew at Baptist SW hospital campus, 8am - 4pm.
- May 5-6 9am - 5pm Airing of the Quilts in Greenwood, AR; see <http://www.greenwoodmuseumonline.com/> for more info.
- July 14-15 Hot Springs Area Quilt Guild presents "Pieciful Friends" Quiltfest 2017 at the Hot Springs Convention Center, 134 Convention Blvd., Hall A; see <http://www.hsaquiltguild.com/> for details.
- September 7-9 QUILT ARKANSAS retreat at the 4-H Center in Ferndale: "Raining Cats and Dogs."
- September 7 Quilt AR lecture by Nova Montgomery on the 1933 Chicago World's Fair themed "Century of Progress" at the C. A. Vines 4-H Center in Ferndale.
- September 8 Quilt AR Party at C. A. Vines 4-H Center in Ferndale.
- September 11 Catherine Redford is program speaker at AQG Meeting after Quilt AR event.
- October 12 -
- December 12 AQG Quilt Exhibit at Terry Library in Little Rock. Special call for micro quilts (12" or less sides with max block size of 2"); see Mary Jane Beard for details

### 2018

- June 9-10 Katie Fowler's workshops for AQG.



**Hickory Hill  
Quilts  
and  
Sewing Center**

Premium quilting fabrics  
by  
Maywood Studios  
Timeless Treasures  
Hoffman of California  
Robert Kaufman  
Moda  
and many more

**Monday thru Saturday  
10 am - 5 pm**

**AUTHORIZED DEALER**  
**BERNINA**  
made to create

Over 200 bolts  
of Batiks

Your thread connection...  
Isacord, Mettler, Prescencia, King Tut

Home of the Hickory Nuts  
"We're not just nuts...we're Hickory Nuts!"

2998 Park Ave. Hot Springs, AR 71901 501-318-2739  
[www.hhqsewingcenter.com](http://www.hhqsewingcenter.com)  
"Join us on Facebook for the latest news and class schedules"

### *Welcome New Members*

Michelle Sutton  
Kayla Walker

### **MAY BIRTHDAYS**

Janelle Bryant	May 7
Linda Coburn	May 7
Karen Alexander	May 8
Cid Hall	May 8
Debbie Haley	May 13
Pamela Brown	May 17
Carrie Weindorf	May 20
Carol Johnson	May 23
Lavern Schaap	May 28
Brenda Wall	May 28



**Shellie Blake**  
17270 Interstate 30 Suite 9  
Benton, AR 72019  
501-860-6176

\*\*\* Next to Tinseltown Theaters \*\*\*  
Authorized PFAFF dealer - Fabric - Notions

### **FYI - AQG MEMBERS**

If you have a quilting business/blog, etc. – a one-line link to a website/blog/phone #, etc., can be listed on the sponsor's page under "our member links."

## Aileen Anderson Workshop

### “Creative Techniques for Wool Applique”

June 12, 2016

10:00 am

North Little Rock Community Center

In this class we will create a wool applique journal. You may choose the Lavender Lambs or the Floral Basket. The kit fee is \$25.00 and will require a sewing machine to complete. The applique and embellishment are completed by hand. The kit fee will be paid to Aileen on the day of the workshop.

Cost of Workshop is \$40.00 and needs to be paid with your registration.

**Aileen will give lecture in the evening for our regular meeting.**

---

### WORKSHOP REGISTRATION

Name: \_\_\_\_\_

Address: \_\_\_\_\_

Telephone: \_\_\_\_\_

Email: \_\_\_\_\_

Mail registration to:

Sue Womack

8014 President Circle

Pine Bluff, AR 71603



Arkansas Quilters Guild, Inc.

Jackie Bibbs/AQG

12 Crystal Mountain Drive

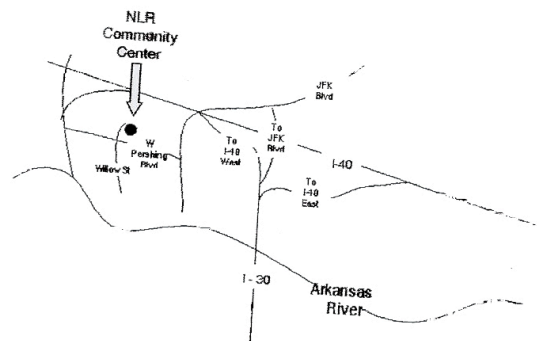
Maumelle, AR 72113-6545

**DEADLINE FOR  
JUNE NEWSLETTER  
May 12, 2017**



*The French Seam*  
**BERNINA**  
www.frenchseam.com  
Karen French, owner  
luv2sew@frenchseam.com  
2015 S. Buerkle St.  
Stuttgart, Arkansas 72160  
870-673-8156 ph  
870-673-6280 fax

**AQG Meeting  
NLR Community Center  
2700 Willow Street  
North Little Rock, Arkansas**



**Arkansas Man Quilter**  
*"Quilting With A Difference"*  
**Eddie Landreth**  
2234 Irondale Drive  
Benton, Arkansas 72019  
(501) 326-8842  
e-mail: eddielandreth@outlook.com  
web: arkansasmanquilter.blogspot.com

The NLRCC is located at 2700 Willow in North Little Rock which is near the I-30/I-40 interchange. Get off I-30 or I-40 at JFK. Go south to Pershing Boulevard. Turn right. Follow Pershing to Willow. It's on the right facing the new Patrick Hays Senior Citizen's Center.