



Arkansas Quilters Guild Newsletter

Visit our web site at: www.arkansasquiltersguild.org

Number 447

SEPTEMBER 2018

Arkansas Quilters Guild, Inc.

P. O. Box 2258

North Little Rock, AR 72115

President – Judy Stewart,
arkansasquiltguild@gmail.com

1st VP/Membership – Sherry
Williams, sherlw@sbcglobal.net

2nd VP – Judy Young,
judycyoung@sbcglobal.net

Secretary – Alicia Bell,
cwarbell@hotmail.com, 282-5798

Treasurer – Mary Jane Beard,
mjqUILter@sbcglobal.net, 772-6210

AWOL Retreats (spring & fall) – Eddie
(elandreth@sbcglobal.net) & Melissa
Landreth, Leah Sample

Challenges – Sherri Dodds,
sewangelic@sbcglobal.net

Community Service – Meg Cullum,
meg.motley@gmail.com

Demos/Vendors – Cindy Barszczewski,
cbarszc@gmail.com

Fund Raising – OPEN

Hostess – Cynthia Quick,
bookmaster1832@gmail.com, Meg Cullum,
meg.motley@gmail.com

Newsletter – Jackie Bibbs, 851-4749,
jbibbs@yahoo.com

Newsletter Ads/PR – OPEN

Photographer – Suzie Olson, Mei Travis

Programs – Angie Hefner

Program Notes – Sally Burrup, Jan
Partain

Property – Angie Hefner

Quilt Arkansas 2019 - cancelled

2018 Quilt Show/Exhibit – Judy Young,
judycyoung@sbcglobal.net; and Mary
Jane Beard

Sunshine Chair – Pat Crawford,

Pat.Crawford@me.com, 501-690-0395

Webmaster – Meg Cullum,
meg.motley@gmail.com

Mission Statement – *The purpose of the Arkansas Quilters Guild is to promote the appreciation of the rich heritage of the art of quilting and to enhance each member's own quilting skills and knowledge. It shall also be the purpose of this organization to expand and to enrich the art of quilting for future generations and preserve the existing quilts.*

Dear members,

I can't believe it's already September! My big trip is now a memory, a very good memory! Ireland is a beautiful country. We enjoyed seeing some new places. Especially enjoyed seeing some old friends. Even got a chance to visit one of my favorite places in the World, the Giants Causeway. If you ever get a chance to go there, do it! My little trip will soon be a memory as well.

Then it will be the year end slide . . . Halloween, thanksgiving, Christmas and another new year starting!!

We have quite a few things going on to finish out our year. Great programs coming up in the final months of the year. Don't forget to get your registration in for the Judy Niemeyer class coming up that is being taught by our member, Judy Bowers. We also have a few spots left for the fall AWOL. We are still looking for members/teams to participate in the "Quilt top sew up competition" at the October meeting. Cindy B is searching far and wide for some great prizes for the Christmas meeting in December. Then there's the Missouri Star trip being planned for next May! Loads to do and plenty of spaces for you to participate and volunteer to help!

Thanks to the members that agreed to be on the nominating committee for our slate of officers. It's not an easy job and will go much easier on them if you say yes! We all need to be involved and participating in our Guild. Many hands make light work.

Have a great day!

Judy

PLEASE WEAR YOUR NAMETAG TO THE MEETINGS!

REMEMBER: NO NAMETAG – NO DOOR PRIZE!

AQG Board Meeting: Thursday Sept 6, 2018, 6 p.m., Whole Hog Cafe, 2516 Cantrell, Little Rock, AR 72202. **AQG Meeting,** Monday Sept 10, 2018, 6:30 p.m., North Little Rock Community Center, 2700 Willow, North Little Rock, Arkansas.



AQG PROGRAMS

September program is "meet your members" with **Eddie and Melissa Landreth**. Judy Bowers will give pattern info for the November workshop. Members that have paid for the workshop will receive their pattern.

October is Quilt Around: Come see different quilting techniques, tools, how tos, and fun projects. Volunteers are needed to do the Iron Quilter Challenge. A Knot group competing against Knot Group would be fun! It's all about the fun. Tag a friend or two and compete!

November Program will be presented by guild member **Judy Bowers**, certified instructor for Judy Niemeyer patterns.

December is Christmas Party!

AQG Guild Meeting Minutes August 13, 2018

The Guild meeting was called to order at 6:30 pm by President Judy Stewart.

Minutes: Pam Brown moved to approve the July minutes as published and Angie Heifner seconded the motion. The vote was passed to accept minutes as published.

Treasure's Report: Treasurer Mary Jane Beard provided report regarding July's finances. Treasure report has been posted on-line.

Committee Reports:

AWOL: Leah Sample, Eddie and Melissa Landreth, Jim Gatling, Sally Burrup, Chairs. Melissa Landreth announced fall AWOL will be held at C. A. Vines Arkansas 4-H center in Ferndale on October 12-14, 2018. Registration forms are available tonight at the meeting as well as online. A deposit of \$25.00 is required to register, and registration will be due by October 1, 2018. 24 have registered thus far with a limit of ~35 registrants.

Leah Samples announced the 3rd Saturday sit and sew at the Baptist Health Southwest campus will be held on 8/18/18.

Challenges: Sherri Dodds, Chair. Sherri Dodds reported there were a large number of hexagons turned in by members for the current Summer Flower Garden Challenge. Challenge winner- Frances Wade.

She announced the upcoming challenge, *scary block challenge*. Sherri will be collecting orphan blocks for this challenge which will be due in November. The goal is to create a 36x36 donation quilt utilizing the orphan blocks. See Sherri for details, and this will also be posted on the AQG website and in the newsletter.

Community Service: Meg Cullum, Chair shared that she will be collecting quilts to be donated to Brookdale, a senior living community in Conway. There are over 80 residents that are wheelchair bound. Therefore lap size quilts will be needed. Quilt sizes range from 36x36 to 50x50. Population of the senior living community consists of women, men, and some veterans. A community service project link can be found on the AQG website. Links to free patterns for those that want to donate a quilt can be found on the AQG website as well. She thanked everyone that has donated fabric; there has been a LOT of fabric donated. She also announced that a member's mother-in law donated 19 hand-pieced quilt tops. Meg asked for members to volunteer to help quilt these quilt tops. There should be enough fabric to supply the backing, but the quilter would need to supply the batting. She will also need future volunteers to help bind as well. Please see Meg if you can volunteer to help. 60 quilts have been donated thus far. Anyone that donates will be given a ticket, and there will be a drawing at the end of the year for a prize.

Any remaining donation quilts from juvenile fabric unsuitable for an adult are welcome and can be donated to The Call foster care program.

Fundraising: Chair needed. Sherry Williams shared to contact her if anyone was interested in purchasing a name tag. She will also be collecting money for name tags which are \$12.00 each. She also relayed that there is one license plate with AQG logo also available to purchase for \$20.00.

Hostess: Cynthia Quick and Meg Cullum, Chairs.

Cynthia Quick shared that there were 62 members present this evening. We extend our welcome to our guests with us tonight as well- Mary Sexton, Karen Speer, Gretchen Malkowsky, Amy Ross.

Door prize winners this evening: Frances Wade, Virginia Byrd, Michele Harter, Kay Agee, Lauren Hill. The winners of the fat quarter monthly exchange tonight were Sally Martens, Tamara Brown, Winifred Stamps.

Cynthia also shared that information regarding quilting knots are available on the membership table. There are flyers and business cards on the table as well. She also reminded everyone to visit the freebie table tonight.

Membership: Sherry Williams, Chair Currently there are approximately 115 members. For those wanting to join now, dues are \$12.50 for the remaining of the year.

Programs & Workshops: Cindy Barszczewski and Sue Womack, Co-Chairs. Carol Hurt and Pam Brown, Assistants (2017). Cindy Barszczewski and Sue Womack announced that Angie Heifner has volunteered to chair the program committee for the upcoming year. Angie announced the need for volunteers to help serve on the program committee. Please see Angie if you are interested in helping.

Program tonight: Antique Quilts, Historic Arkansas Museum. Future programs and workshops scheduled for 2018 are as followed: meet your members in September (Eddie and Melissa Landreth), round robin demos in October, and Judy Bowers in November. We will have our Christmas party in December. Sue Womack shared that Judy Bowers will teach a Judy Niemeyer workshop in November, a poinsettia table topper size. This workshop has one slot open. This will be held at the Baptist Health Southwest campus, and there will be a potluck. Please see Sue for details.

Sue Womack also shared that the Missouri Star Bus tour trip has been confirmed for May 6-8, 2019. The cost for the trip will be \$250.00 per individual. The committee will start the registration

process next month. A deposit of \$125.00, half of the cost is due when you register. Final payment is due by February. In late December if space allows, registration will be open to nonmembers.

Sue also shared that the board further discussed fundraising ideas, and these funds will be used toward the trip. The 'why knot' quilting group donated a quilt to raffle with a matching pillow. This is a beautiful, colorful quilt with tulips using a Missouri Star Quilt pattern. Carol Hurt quilted the quilt. Members can purchase tickets for \$2.00 per ticket or 6 tickets for \$10.00 until February. We will plan to draw the winner in March.

Sue also shared that the board further discussed t-shirts that may be purchased and worn by attendees on the bus trip. A preliminary t-shirt design was shared tonight. Further details will be announced once finalized.

Property: Angie Heifner, Chair.

The guild purchased a locked cabinet to store property, this is located at the NLR community center. Chloe Morgan offered to have her husband look at quilt racks that need repairs.

Public Relations/Advertising: Chair needed/open.

Quilt Show/Exhibit, Mary Jane Beard and Judy Young, Chairs:

Mary Jane Beard shared that the Quilt Exhibit will be held at the Terry Library in Little Rock from October 9-December 10, 2018. Individuals who plan to exhibit a quilt will need to complete a form which is available on the AQQ website. Details are provided on the forms, and forms are due September 10, 2018. There will be a Mini Quilt Exhibit as well. There will be awards including a viewer's choice for the favorite mini quilt as well as 1st, 2nd, and 3rd place for large quilts. There will be an award for best machine and hand applique, winner selected by Geannine Ott's knot. There will also be an originality award, selected by guild members.

Website: Jackie Bibbs and Meg Cullum, Chairs.

Meg Cullum shared that the website renewal dues were paid, keeping us current through 8/9/19.

Sunshine: Pat Crawford Chair:

Seven cards were sent in July (three Feel better soon/speedy recovery, one sympathy, and three Thinking of you). Please contact Pat Crawford if someone needs a card and specify the type of card needed.

Old Business:

Judy Stewart shared the need for a fundraising chair and a second photographer volunteer.

Judy Stewart asked for volunteers that would like to be on a 'round robin team,' to participate in the *Round Robin Demos* program which will be held in October.

Judy Stewart also announced a need for a nominating committee, to nominate 2019 AQG officers. Officers include: President, First Vice President, Second Vice President, Treasurer, and Secretary. Three members from the board agreed to serve: Meg Cullum, Cindy Barszczewski and Sue Womack. Two members from the floor agreed to serve: Jim Gatling and Donna Toombs.

There is still a need for someone to audit the treasure's book/reports. If interested, please see Judy Stewart. If no one volunteers, someone will need to be hired to perform the audit.

A committee has been formed to review and update the bylaws which consists of: Judy Stewart, Sherry Williams, and Alicia Bell. Anyone that would like to help, please let these three individuals know.

SHOW and TELL

Sally Martens: shared *Wonky Log Cabin* created from scraps that she quilted using quilting rulers. She plans to donate the quilt. She also shared *Cheetah Panel* and *Pink Cross-stitch*. She cut up curtain panels that someone cross-stitched to make a donation quilt. She quilted this with quilting rulers as well.

Sue Womack shared a whole cloth quilt she plans to donate. She made this in a hurry! She also shared that the Mount Ida Quilt Show was featured in *McCall* magazine.

Wilma Richter shared a donation quilt she created with blocks she won last year in a block challenge.

Kay Agee shared *Wacky Patch*. The group she quilts with decided it was time to 'work on the stash' of fabric the group had to create a charity

quilt. Odds and Ends made this quilt as they all learned to make a 'quilt as you go' using decorative stitches.

Becky Butler shared *Rose Gold Stars*. This is a quilt for the first granddaughter of her best friend. The colors consisted of rose gold, gold, and gray with brown. Rose gold is a hard fabric to find. She went to 6 fabric stores in 3 counties and asked for help in each. She shared the quilt top tonight. The baby was born 5 weeks early, weighing 6 ½ pounds and doing fine. She will need to hurry to get this quilt finished!

Jan Partain shared *Batikarama*, a comfort quilt she made for her grandson with a cuddle fabric on the back. She quilted the quilt as well. She also shared *Primary Vector*, a kit she purchased in Paducah. She quilted this on Pinwheel's longarm machine.

April Layher shared *Wedding Colors*, a Kim Diehl pattern using decorative flags used in foster daughter's wedding reception.

Boneta Hollis shared *Baby Quilt Hedge Hog*, an Elizabeth Hartman pattern.

Angie Heifner shared a notebook that she created, she ironed fabric on the notebook.

Brigita Gardner, Lucy Neal, Luana Bracy shared *Love Birds*. They attended a class in Nashville, TN with Kathy Doughty at Anna Maria Horner's shop. They created 3 versions of the same design.

Alpha Hopkins shared several pieces: 1) *Eagle, a wall hanging*. This project was created on an Alaskan Quilt Cruise, 2) *Hens on Heels*. She loves high heels, 3) *Kimono Origami*, 4) *Dragonfly*, quilt as you go.

Debbie Haley shared *Cardinal*, she tried a wool applique.

Alicia Bell shared a *Valentine table runner*. She used fabric left over from the February heart themed block challenge to create a table runner. Heart block pattern from Missouri Star. Table runner quilted by her mom, Louise Hicks.

Jim Gatling shared several pieces: 1) *9 patch table runner* created out of old blocks, 2) Old hand appliqued blocks made into a quilt top, 3) Flag scrappy quilt top, made from floral print.

Cynthia Quick shared *Pink Scrappy Quilt* for her 6 year old granddaughter who believes pink is the only color of any importance. She tried freehand quilting and a butterfly template. She also shared a quilt that her grandmother made by hand, a postage stamp around the world quilt. She also shared with the guild it was Francis Wade's birthday.

Jenny Lee Shumate shared *Jumping Jacks*, her grandmother's.

Frances Wade shared *Aunt Alma's Quilt*, made by her Aunt Alma in 1930 when she was expecting her cousin. Her mother-in-law helped her with the quilt.

Cindy Barszczewski shared *Nanny Made*, this was given to her in a pile of old quilt tops. She had it quilted and bound, and then gave it back as a surprise.

Sherri Dodds shared *Great Grandmother's Fans*. She rescued this quilt over 20 years ago. Her mom used it to protect the bed mattress from the wires of the bed frame. Its last use was as a dog bed in the barn. Her sister asked her if she wanted the quilt and she did. It took over a year to get all the holes covered! All the work, both past and present was done by hand. Her grandmother or great grandmother may have made this quilt. She believes the quilt was created in 1940s-1950s. She also shared *Gramma Hankins' Quilt*. This quilt was given to Sherri by her sister-in-law. At least four generations of Hankins and Dodds' have sewn a little on this quilt. It was her honor to find the modern day fabric that she used for the binding. She also did the binding by hand. She believes the quilt was created in the 1960s.

Pam Brown shared *Ammain's Flower Garden*. Her Grandmother died in December 1966. She found her grandmother's quilt top in a stack of tops that her aunt had kept. Pam created the quilt using her grandmother's top that her grandmother had pieced on her treadle machine. She taught Pam how to sew on the treadle machine and Pam still has the machine to this day. *Grandma's Postage Stamp*, the quilt top was pieced by her brother-in-laws' mother or grandmother. After her death in 2000, the top stayed in a trunk. Then in 2018, Pam made it into a quilt.

Meg Cullum shared several pieces: 1) *Aunt Emma's Quilt*. This was a quilt made by her great-great Emma Hart, who died in 1940. The quilt top was given to her mother, but never quilted. Violet Medina of Stitchery in Cabot quilted the quilt for Meg earlier this year, 2) *Grandmother's Flower Garden Quilt* was quilted by her great-great grandmother, Merica Ann Davis, who died in 1960. It was given to Meg's grandmother which was passed on to Meg's mother who passed it on to Meg, 3) *Doll Quilt* which was made by her great-grandmother, Tobitha Henry, and given to her mother during the late 1950s, 4) *Grandma Mowrer's Quilt* made by her husband's great grandmother, Alice Mowrer. 5) *Psychadelic Geese*

Pillow, a pillow Meg made for her a friend who is a teacher, 6) *Pink Picnic* from a Missouri Star Pattern, she used fabric that she found at Tuesday Morning, 7) *Pillow made of scraps*; she used Missouri Star charm squares on point.

PROGRAM:

Antique Quilts, Historic Arkansas Museum.
Minutes submitted by Alicia Bell, secretary.

Scary Block Challenge

August through November 2018

Do you have orphan blocks at home? Have you made a test block or started making a quilt that you know you will never finish? Well, I have something you can do with those extra blocks! Bring your blocks to the next meeting and exchange them for someone else's blocks. You may bring in any number of blocks and they can be any size. Please only turn in blocks made from decent quality quilting fabrics.

The challenge is to then make a quilt that is 36" x 36" or larger. These quilts are to be made for our donation quilt project that Meg is hosting. However, if you want, you certainly may keep the quilt you make.

The idea of this is the **challenge** of taking blocks that you did not make and then making usable quilts from someone else's castaways. This IS the CHALLENGE committee, after all. So I am challenging you to give this a try!

The best part is that for each completed quilt turned in, you will get a chance to win a prize basket of quilty goodness at the November meeting!

See Sherri Dodds at the meetings or contact her at sewangelic@sbcglobal.net if you have any questions.



Leachele's Sampler

Longarm Quilting Service


Leaf Sample

7911 Westwood Ave
Little Rock, AR 72204

(501) 580-6884

lsample9@att.net

www.leachelessampler.blogspot.com



Busy Bee

Long-Arm
Quilting Service
By Debbie Lewis

(501) 413 5112 (mobile)
8520 Bridge Creek Road,
Sherwood, AR 72120
busybeequilting60@gmail.com

August 2018 Program Antique Quilts

presented by Cary Voss,
Curator of Exhibits at the Historic Arkansas
Museum in Little Rock and
Caroline Millar, researcher with Arkansas Made.

Our members brought lots of vintage quilts: hand pieced or made on treadle machines, hand quilted, in the familiar patterns of grandmother's flower garden, postage stamps, fans, butterflies, and autographs.

Caroline researches REALLY old quilts – 100 years older than the ones we saw. The ones in her upcoming book of Arkansas quilts will cut off with ones made in 1950.

Cary said quilts from the 13th century were in the form of mattresses, floor coverings, and clothing, even under armor for soldiers. Chintz and calico palampores (hand-painted fabric) from India became popular in Europe and England in the 18th and 19th centuries, and printed cotton was soon manufactured in England. Early quilts featured medallions and broderie perse, designs from the palampores applied onto cloth.

The first bedcoverings in America – until the mid-1800s -- were woolen blankets or whole cloth, not the patchwork we know today, using fabric that came on English ships. Contrary to our ideas that quilts were utilitarian and made from whatever fabric that was available, the first ones were made for special occasions such as weddings and christenings, often using silk.

In the mid-1800s *Godey's Lady's Book* published quilt patterns, many of which are still popular today. Quilting became a social event when all the women in town gathered to work on quilts at "frolics" or bees. While they were busy with the quilts, the men would have their own barn raising or log rolling frolics. There was also lots of food

and dancing – plus marriage predictions: they'd bounce a cat on a quilt and when it jumped off, the one in its path would be the next one to get married.

Many quilts for special occasions were made by slaves, who also produced the utilitarian ones like the ones we enjoy from Gee's Bend. As America expanded westward, the names of the same quilt patterns changed: NY Beauty became Indian Summer, then Road to Jericho, and then Rocky Mountain Road.

In Arkansas a special ornamental, trapunto "Rebel" quilt was made during the first days of Confederacy and raffled to supply our soldiers. The maker, Mary McPherson, was put under house arrest by Union soldiers, and the quilt was hidden away when soldiers came near. A very interesting article from the Arkansas Democrat in 1911 tells all about it:

https://www.newspapers.com/clip/18775805/section_quiltmcperson/ (You can also see a great sale on ostrich plumes at MM Cohn.)

If you're interested in more details, check out these websites:

<http://www.encyclopediaofarkansas.net/encyclopedia/entry-detail.aspx?entryID=6471>

<http://worldquilts.quiltstudy.org/americanstory/business/textiletrade>


Respectfully submitted,

Jan Partain, Program Scribe



P.S. This incredible 19th century quilt made from military uniforms was just featured on The Quilt Show website. An early Quilt of Valor!

<https://thequilts.com/see-quilts/zoom-quilts/item/41222-%20soldier-s-mosaic-stars-quilt-artist-unidentified>



And I found this gorgeous one made from wool and silk by a science teacher in 1876 to use in her classes.

http://americanhistory.si.edu/collections/search/object/nmah_556183

September birthdays:

Winifred Stamps	September 5
Donna Clements	September 11
Ginny Watson	September 12
Marilyn Adams	September 14
Nancy Casey	September 14
Lauren Hill	September 15
Marilyn Weaver	September 18
Mary Jane Beard	September 19
Peggy House	September 21
Donna Toombs	September 22
Janell Barkley	September 23
Phillis Westerfield	September 25
Patricia Crawford	September 28
Sally Martens	September 28
Sue Womack	September 29
Desiree Gipson	September 30

MEETING SNACKS!

Members with last names A – B, you're up for September!

Sept	A – B	Jan 19	I - M
Oct	C – D	Feb 19	N - R
Nov	E – H	Mar 19	S - T
Dec	all!	Apr 19	U - Z

Open **Monday - Friday**
10am - 5pm

Open **Saturday**
10am - 4pm

Amy's Fun Fabric & More



AUTHORIZED DEALER
BERNINA⁺
Nothing Sews Like A Bernina. Nothing.

dba
Hickory Hill Quilts

Providing premium quality fabrics, patterns and thread by multiple designers including over 300 bolts of batiks!

Now offering Professional Embroidery Services!
Sew... bring your hats, shirts and baby needs to us!
Scissor sharpening coming 2018!

2998 Park Avenue Hot Springs, AR 71901
501-318-2SEW (2739)
www.hhqsewingcenter.com
Find us on Facebook or visit the website for the latest info!

Fat Quarter Drawing
September's Color - GRAY or BLACK

Calendar

- Sept 15 3rd Saturday Sit & Sew at BH SW
- Oct 9 – Dec 11 AQQ Quilt Exhibit at Terry Library
- Oct 12 – 14 Fall AWOL retreat at CA Vines 4-H
- Nov 8 – 11 Quilt Festival Houston
- May 6 – 8, 2019 Road trip to Missouri Star!!!

Arkansas Man Quilter

"Quilting With A Difference"

Eddie Landreth

2234 Irondale Drive
Benton, Arkansas 72019
(501) 326-8842

e-mail: eddielandreth@outlook.com
web: arkansasmanquilter.blogspot.com



Registration Form for Quilt Exhibit

Please print and complete the form for the AQQ Terry Library exhibit.

Entry forms are due at the Sept guild meeting.

The French Seam
BERNINA⁺
www.frenchseam.com

Karen French, owner
luv2sew@frenchseam.com

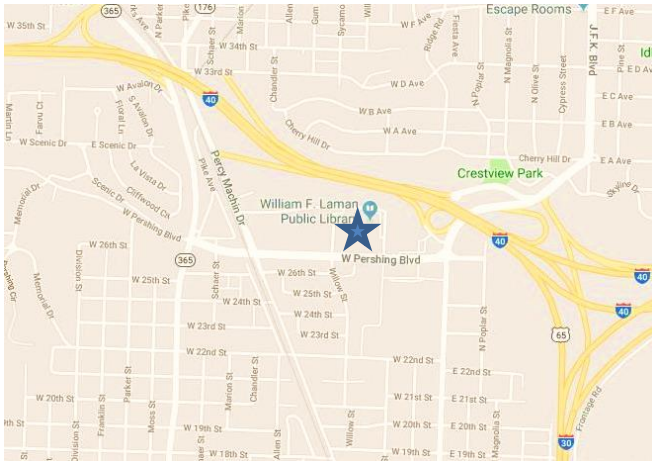
2015 S. Buerkle St.
Stuttgart, Arkansas 72160

870-673-8156 ph
870-673-6280 fax

**DEADLINE FOR
OCT NEWSLETTER
SEPT 17, 2018**

NLR COMMUNITY CENTER

The NLRCC is located at 2700 Willow St. in NLR near the I-30/I-40 interchange, to the rear of Laman Library. Exit from I-30 or I-40 at JFK & go south to Pershing Blvd & turn right. Follow Pershing to Willow. It's on the right facing the new Patrick Hays Senior Citizen's Center.



AD RATES FOR THE NEWSLETTER

Size	1 month	3 consecutive months	1 Year
1/8 page (w 3.5" x h 2")	\$ 10.00	\$ 25.00	\$ 90.00
1/4 page (w 3.5" x h 4.5")	20.00	50.00	180.00
1/2 page (w 7.25" x h 4.5")	40.00	100.00	360.00
full page (w 7.25" x h 9.5")	80.00	200.00	720.00

All ads must be camera ready and fit the size requirement. The Newsletter Editor reserves the right to refuse ads that are not camera ready, do not fit the size requirement, or do not meet professional standards. All ads must be received no later than the second Thursday of the month; any ads received after that date will be included in the next month's publication.

**ARKANSAS QUILTERS GUILD
QUILT EXHIBIT
Adolphine Fletcher Terry Library-2015 Napa Valley, Road Little Rock
October 9 - December 10, 2018**

Please be generous in your offer of your treasured quilting items that have not been shown in this exhibit previously. **To ensure entry and inclusion in the program, fill out the submission form and return by**

September 10 to Mary Jane Beard, 3600 Cornwallis, North Little Rock or e-mail scanned copy to mjqilter@sbcglobal.net. Since space is limited, entries will be accepted on space availability.

Quilt(s) submitted by _____ e-mail _____

Phone (H) _____ (W) _____ (C) _____

Quilt sizes submitted 1. Length _____ X Width _____ Name _____

2. Length _____ X Width _____ Name _____

3. Length _____ X Width _____ Name _____

4. Length _____ X Width _____ Name _____

Micro Mini Quilts: 1. Length _____ X Width _____ Name _____

New Dimensions

2. Length _____ X Width _____ Name _____

A 4-inch double sleeve fitting full width of quilt must be attached to the top of the back of the entry for hanging. Any quilt measuring less than 24 inches X 24 inches may use a 2-inch sleeve. All quilts must be labeled on the back bottom corner with name of the quilt and quilt maker. **A quilt measuring longer than 76 inches in length, MUST** have a 4-inch sleeve sewn the full width of the quilt 76 inches from the bottom of the quilt. Quilts without the correct sleeve will not be accepted. Please put quilts in a bag labeled on the outside with your name.

Micro Mini Quilts are 12 inches or less on any side and a maximum block size-3 inches. There must be a 2" hanging sleeve on back and labeled as above.

Mary Jane Beard or Judy Young will be glad to accept your entries in advance of set up date.

Mary Jane Beard, 3600 Cornwallis, North Little Rock, h-758-3637, c-772-6210

Judy Young, 3319 Rocky Court, Little Rock, c-912-0231

NOTE: Items delivered on October 9 should be taken to the library at 9 AM.

Mary Jane Beard, 3600 Cornwallis, North Little Rock, h-758-3637, c-772-6210

Judy Young, 3319 Rocky Court, Little Rock, h-228-9690, c-912-0231

Quilts may be picked up at Terry Library on December 11 between 10 and 11 AM.

I understand and agree that Central Arkansas Library System/Adolphine Fletcher Terry Library and Arkansas Quilters Guild are not liable in any way for my exhibit/show item(s) and I will be responsible for my own insurance if needed.

Signature

Date

Date entry is received by Mary Jane Beard _____