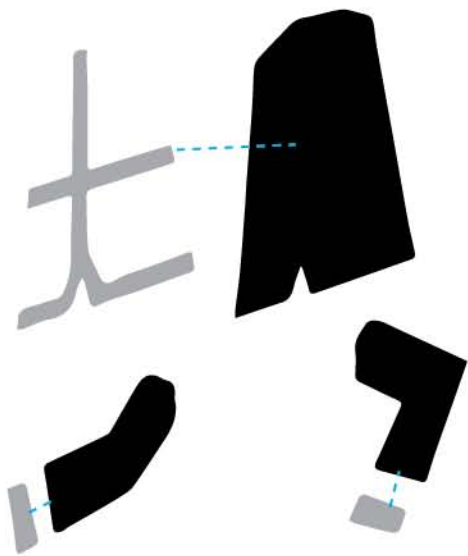




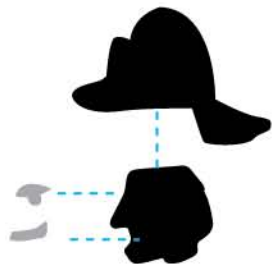
1
DRAW PIECES



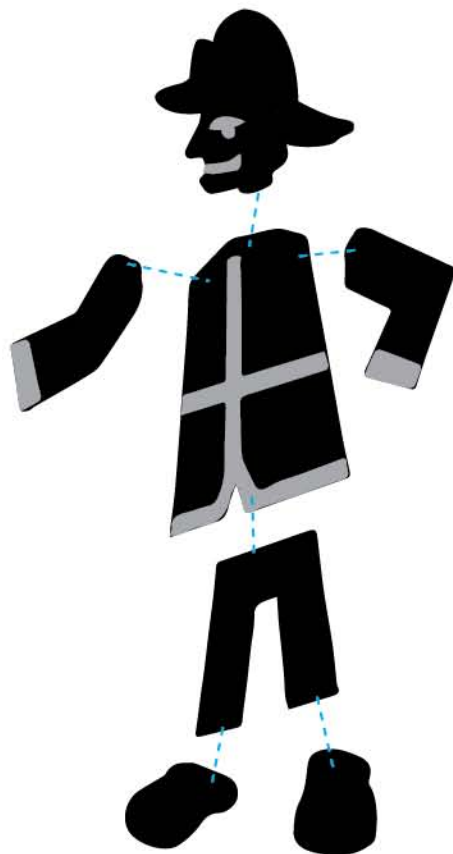
2
ATTACH FIREMANS COAT DETAILS



3
ATTACH FIREMANS HAT
AND EYES AND MOUTH.




4
FINISH BUILDING THE
FIREMANS BODY.





4

FINISH ASSEMBLING THE FIREMAN'S HOSE AND WATER. WHEN ATTACHING HOSE TO FIREMAN MAKE HANDS FOR THE FIREMAN TO HOLD THE HOSE.



NICE WORK!

