





MAKE A FLOWER BRACELET



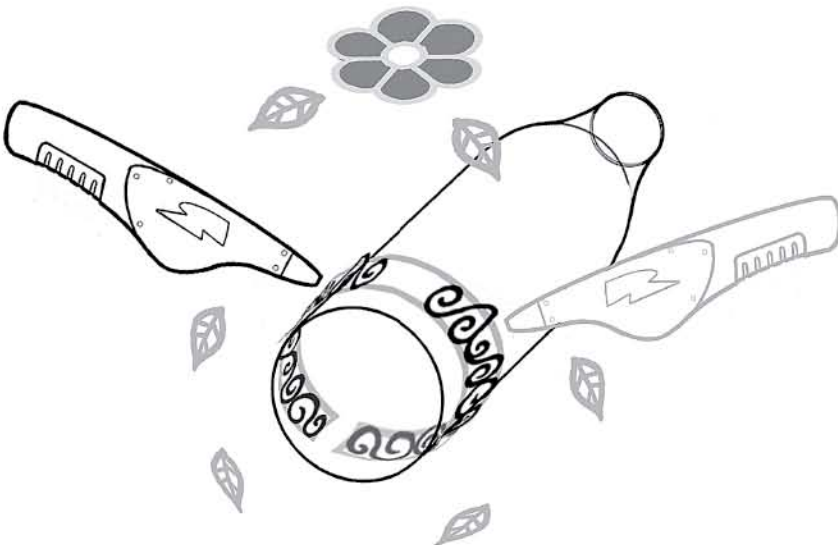
COPYRIGHT REDWOODVENTURES LTD

1
DRAW PIECES



2

FIND A CONTAINER/JAR/BOTTLE THAT HAS A SIMILAR CIRCUMFERENCE AS YOUR WRIST, DRAW THE ABOVE ART ELEMENTS ON BOTTLE. THEN USE THE LIGHT TO HARDEN ART FOR A MADE JUST FOR YOU FLOWER BRACELET!



NICE WORK!

