

SPROUT STREET NEIGHBORS

Five Stories



Fernando's Daffodil Headband

You will need:


1 sheet of yellow construction paper

1 sheet of orange felt


Two pieces of string

Liquid glue


A pair of scissors




Step 1: Cut out 5 petal shapes, 4 inches high by 2 1/4 inches wide at the base.



Step 2: Cut a strip of felt, 12 inches long by 5 inches high. Fold the felt in half lengthwise and cut a wavy edge.



Step 3: Dot either side of each petal with glue toward the bottom and place them about an inch below the felt edge. Fold the felt over top of them. Let the glue dry.



Step 4: Cut a 1/2-3/4 inch slit in between each petal.



Step 5: Make a hole on the bottom of either end of the felt and tie a piece of string onto it.



Step 6: Place it on your head and do a daffodil dance!