

**Elevator Door Wrap**

**Various door & wallscape specs
and further details available
on page 2.**

Art File Production Guidelines

FILE TYPE & SOFTWARE

Digital file types accepted are: Mac or PC platforms, CD-ROM, 100mb Zip, or upload to our FTP server. Preferred software to be: QuarkXpress, Adobe Illustrator, Adobe Photoshop, Adobe InDesign.
Preferred Print File type: High res JPEG and PDFs

ARTWORK SETUP

Document should be set up to scale per the above size guidelines with .25" bleed at full production size.

IMAGE RESOLUTION

Image resolution of all photographs and images should be scanned at a minimum resolution of 100 DPI at full output size. A recommended 150 DPI will give the best overall print quality. Final production should be set up at a minimum of 100 DPI at 100% output size, then can be scaled down at this same ratio, (i.e. 200 DPI at 50% output size.)

ADDITIONAL REQUIREMENTS

- Adobe vector files accepted at any scale
- All files: CMYK format
- Do not use crop or registration marks on file
- For formats other than high resolution PDF, please include all support files (eps, tiff, jpeg, etc.)
- Convert fonts to outlines

Locations

Washington D.C.

Pentagon Row
Pike and Rose

Miami, FL

Coco Walk

Artwork Submission

**Artwork for approval and production
can be uploaded via We Transfer link below:**
<https://eye-corp-media.wetransfer.com>

In We Transfer





Email To: artworkapproval@eyecorpmedia.com

Message: (Please Include Creative Name and Advertiser as Reference.)

FOR ALL QUESTIONS, CONTACT:

Erin May | Sales Operations Manager
512 492 8930 | erinmay@eyecorpmedia.com

Specs:

| PROPERTY | DIMENSIONS | VISUAL |
|---|--|---|
| <p>COCO WALK (Elevator Door Wrap)</p> | <p>84" (h) X 42" (w) (7' h x 3.5' w)</p> |  |
| <p>PENTAGON ROW (Elevator Door Wrap)</p> | <p>84" (h) X 42" (w) (7' h x 3.5' w)</p> |  |
| <p>PENTAGON ROW (Plaza Elevator Wallscape)</p> | <p>81.5" (h) X 132" (w) (6.79' h x 11' w)</p> |  |
| <p>VILLAGE AT SHIRLINGTON (Elevator Entrance Wrap)</p> | <p>23.5" (h) X 168" (w) (7.5' h x 4' w)</p> |  |