



THE TREASURE OF FELLOWSHIP:

FROM FRAGRANCE TO
FORTRESS

MIST 2024 RULEBOOK

ASSALAMU ALAIKUM,

peace be upon you

In a world that is constantly grappling with uncertainty and change, our responsibility to advocate for equity and human rights is more important than ever. A new year invites growth, challenging yourself and for thinking about the kind of impact you want to have on the world.

We are at a unique point in history, where voices and actions travel further and faster than ever before. Listen, educate yourself, think critically and be a voice for those who have been silenced in Palestine, Sudan, Syria, Congo and so many more countries around the world.

Over the next few months, ask yourself: How can you as young leaders, contribute to a world that respects and upholds the rights of all? It's not just about grand gestures, but also small actions that build a more understanding and compassionate world.

Bismillah (In the Name of Allah). Let us begin this new MIST year with renewed intentions, hope and determination. May Allah Subhana Wa Ta'Ala guide our efforts, grant us wisdom to advocate effectively and help us make a lasting difference. Ameen.

Sincerely,
Meshall Awan
National Competitions Director

TABLE OF CONTENTS

[4 Theme](#)

[5 Honor Code](#)

[8 Competitor Guidelines](#)

[9 Early Competition Details](#)

[10 Category I: Knowledge & Quran](#)

[11 Knowledge Tests](#)

[12 Qur'an Memorization](#)

[15 Qur'an Recitation](#)

[17 Category II: Arts](#)

[18 2D Art](#)

[23 3D Art](#)

[25 Fashion Design](#)

[30 Digital Art](#)

[33 Photography](#)

[37 Category III: Writing and Oratory](#)

[38 Extemporaneous Essay](#)

[41 Extemporaneous Speaking](#)

[44 Original Oratory](#)

[47 Poetry](#)

[51 Prepared Essay](#)

[55 Short Fiction](#)

[59 Spoken Word](#)

[62 Category IV: Brackets](#)

[63 Debate](#)

[69 Math Olympics](#)

[75 MIST Quiz Bowl](#)

[78 Improv](#)

[81 Category V: Group Projects](#)

[82 Business Venture](#)

[83 Humanitarian Service](#)

[87 Nasheed/ Rap](#)

[91 Science Fair](#)

[95 Short Film](#)

[99 Social Media](#)

[109 Category VI: Sports](#)

[110 Basketball](#)

THE TREASURE OF FELLOWSHIP

From Fragrance to Fortress

A fundamental shift in society has occurred in recent years, emphasizing individualism and cold digital interactions. However, as humans are social creatures, it is crucial to recognize the significance of authentic connections among ourselves. Creating connections and building fellowship and companionship hold a significant place in the teachings of Islam. It is not merely a casual social relationship but a profound and spiritually uplifting bond based on compassion and virtue. In Islam, friendship is viewed as a divine gift that can guide individuals on their journey toward spiritual growth and righteousness.

We are reminded to choose our companions wisely as the connections we make impact our character and conduct, as the Prophet, peace and blessings be upon him, said, "The quality of good company and that of bad company is that of the owner of musk and of the iron smith, and the owner of musk would either offer you free of charge or you would buy it from him or you would smell its pleasant odor, and so far as the iron smith is concerned, he would either burn your clothes or you shall have to smell its repugnant smell" ([Muslim](#)). We need to reflect deeply on our own actions as well to see if we uphold the values we wish to see in others, to treat people with respect and kindness, whether they share the same faith or not. If not, we may become isolated and lonely. This is a condition that affects far too many people and has been deemed a public health priority by the U.S. Surgeon General, [Vivek Murthy](#).

A genuine bond is built when one is sincere in their intentions, loyal in their actions, advises one another through compassion, and is trustworthy in their words. As Muslims, we are encouraged to hone these attributes out of love, as the Prophet, peace and blessings be upon him, narrated that "None of you truly believes until you love for your brother what you love for yourself" ([Ibn Majah](#)). This love is a powerful force that inspires people to do the most amazing acts of kindness and empathy for each other, no matter how large or small these acts may be. This love further strengthens our bonds to one another, as the Prophet, peace and blessings be upon him, related to his companions, "The believers in their mutual kindness, compassion and sympathy are just like one body. When one of the limbs suffers, the whole body responds to it with wakefulness and fever" ([Muslim](#)). By embodying these values in our relationships, we can then truly support and assist those closest to us.

How do you cultivate and maintain your ties with others? How do you define friendship? In moments of competing interests, how do you provide counsel to those closest to you? How do you help them? How do you know that those around you bring a positive impact to you? Do you bring a positive influence to those close to you? Do you love for your brother or sister what you love for yourself?

We encourage you to creatively explore these concepts and more in Regional and National competitions and workshops during MIST 2024. Remember that unique projects displaying creativity and insight will be judged most favorably.

MIST HONOR CODE

Standards

Students are expected to maintain the following standards:

1. All participants are required to follow the MIST dress code of professional and formal outfits.
 - a. This may include: religious clothing such as abayas and thobes.
2. Participants are expected to show utmost respect to the person(s) leading and taking part in workshops, competitions, and all other parts of MIST.
3. Any discrimination or acts that may infringe the rights of others in any part of MIST, including, but not limited to, competition submissions, will not be tolerated.
 - a. This includes but is not limited to discrimination against individuals based on religion, race, color, gender, sex, ethnicity, disability, gender identity, sexual orientation, marital status, pregnancy, ancestry, national origin, mental health, and socio-economic background.
4. Any unwanted physical contact is not permitted.
5. Any unwanted private one-on-one interactions are not permitted.
6. Anyone reserves the right to request a third person in any interaction.
7. All competitors, coaches, spectators and guests are expected to be mature representatives of their high school and/or city.
8. Remember that teams are representatives of communities. Team behavior should reflect that image.

Integrity

Students are expected to submit original work for MIST competitions each year. Actions that violate the standards of academic integrity include:

1. Reading, obtaining, or sharing a copy of any test materials before or after the competition without authorization.
2. Consulting or obtaining assistance - prior to or during competitions - from sources that have not been pre-approved.
 - a. This includes copying another person's answers or referring to any aids.
3. Submitting work prepared entirely or partially by another individual, or otherwise misappropriating works or intellectual property belonging to another individual and presenting it as one's own, without providing proper citation and acknowledgment. This includes:
 - a. Copying ideas from popular media (tv, books, etc).
 - b. Using AI as a basis/starting point for a submission or as a part of your submission.
4. Presenting audio or visual recordings of others without their consent, or otherwise abusing confidentiality regarding the ideas or works of individuals discussed in confidence.
5. Submitting material used for MIST in previous years, or otherwise used for the purposes of a class or project at any other institution.
6. Falsifying or misrepresenting your results or procedures.
7. Sabotaging the work of other competitors or otherwise infringing upon the ability of others to compete fairly.
8. Interfering with the judging or scoring of any competition by anyone other than the official judges and competition organizers.
9. Impersonating any other MIST competitor, judge, volunteer, or organizer for any purpose.
10. Being in the willful companionship of someone who violates any portion of the Honor Code, or failing to report any direct knowledge (other than hearsay) of violations.
11. Misrepresenting your age or otherwise registering for a MIST team for which you are ineligible.
12. Participating in, or attempting to participate in, a competition for which you have not registered.
13. Attempting to enter regional or national competitions and tournaments without registration or prior approval.

Actions that do not violate the Code include, but are not limited to the following:

1. Serving as a proxy to present the work of another student on account of an excused absence (such as medical emergency, death in the family, etc.), which has been pre-approved by MIST.
 - a. In this situation, you must let your Regional Headquarters know.
2. Submitting the same or modified work between Regionals and Nationals of the same year.
3. Getting help from and collaborating with others, while crediting ideas or work that are not your own with proper citation.

Depending on the severity of the infraction, competitors and their teams, found guilty of academic misconduct may lose points or be disqualified from a competition. Disciplinary misconduct warrants full disqualification from this year's tournament.

Students registering for any MIST competition automatically agree to abide by the principles of academic integrity as outlined in the MIST Honor Code.

TOURNAMENT GUIDELINES

1. Competitions will be run as school-based teams.
 - a. For questions regarding coalition teams, please contact your regional headquarters.
2. Only one (1) team will be allowed per school.
3. Competitors will compete with the school they have current and active enrollment.
4. Competitors may only sign up/compete in one competition per category.
5. Some competitions may be listed under a virtual format. However, regional headquarters may choose to run the competition in another format.
 - a. However, the format in which it is listed in the rulebook is how the competition will be run during Nationals.
6. Many competitions have changed in either how they are run, when they are submitted, or how many competitors may sign up per team.
7. Prepared Essay, Poetry, and Short Fiction will now be run as their own competitions. They will no longer run under Creative Writing.
8. Graphic Design has now been renamed to Digital Art.
9. Students registered in a sport or e-sport, MUST register for another non-sport competition.
10. Failure to attend a registered competition, will result in disqualification from any and all sports/E-sports competitions and point deductions per team member.
 - a. Per team member, it will be a 5 point deduction from schools overall score rankings.

AUDIENCE GUIDELINES

1. Arrive on time or a little early.
 - a. If you arrive late, you will not be allowed entry into the room.
 - b. Additionally, once inside the room, you will not be allowed to exit.
2. Sit quietly and attentively.
3. No audience members (whether coaches, parents, or others) are allowed to speak to the competitors during rounds.
 - a. Please hold your comments and questions until a judge announces the conclusion of a round.
4. No talking or loud whispering during the competition.
5. If organizers suspect an audience member is communicating answers or clues to competitors, they will be asked to leave the room.
6. This is also grounds for disqualification
7. Remain seated during the competition (i.e. No walking about)
8. No whistling, yelling, or other loud methods of congratulations should be done until after the question is answered or the round is completed.
 - a. If a competitor is focused and ready, but becomes distracted it can really throw off his/her performance.
9. Turn off cell phones and other electronic devices.
 - a. No photography and/or filming.
10. Parents, coaches and other supporters are more than welcome to attend MIST Quiz Bowl
 - a. Please check with your Regional Headquarters to confirm.
11. Please note that the above guidelines apply to anyone who attends any competition open to spectators.

COMPETITOR GUIDELINES

1. Competitors are responsible for being prompt at registration and their competition times. Failure to be on time may result in losing the chance to compete.
2. MIST name badges and/or identification bands must be worn at all times. If a replacement is needed, see a MIST Representative immediately.
3. Be prompt in attending all workshops. Competitors and their teams receive points for attending the workshops they've chosen.
 - a. Failure to appear at these workshops will cause the team to lose spirit points.
 - b. Students must stay until the end of each workshop in order to be counted present.
4. Each team MUST be accompanied by at least one coach.
 - a. A coach can be a parent, a teacher, an administrator, or a sibling, or any trusted adult older than 21 years of age.
 - b. At least one coach MUST be at the tournament with their team at all times and never leave the campus.
 - c. If a coach has to leave, they must have a replacement.
 - d. Please plan ahead and make sure the coach who will be accompanying your team is registered through MyMIST
5. MIST participants may not leave the tournament venue without a registered coach from their own team, or without the MIST Board's permission.
6. No student is allowed to leave the tournament early on any day. All teams/students must arrive on time and leave only when the tournament is over.
 - a. If there is an important reason for a student to leave early, they must let MIST know no less than seven (7) days in advance.
 - b. To obtain permission to leave early, contact your Regional Registration Headquarters.
 - c. We reserve the right to allow/refuse a student from leaving early.
 - d. Once MIST gives the student permission to leave early, they MUST let the team coach know that they are leaving and when they will return.
7. Your region will use a variety of methods to connect with and contact you. These include, but are not limited to: Email, Instagram, Facebook, Twitter, the GetMistified app, Slack and/or Discord.
 - a. Failure to read updates being sent will be on the competitor, not on the region.
8. Students who spectate, must abide by gender segregation guidelines that have been set.
 - a. Ex. Brothers are not permitted to spectate Sisters Improv, Nasheed and Quran. The same rules apply for Sister spectators.
9. Read the program and competition rules carefully. Participants are required to follow the rules published in the Annual Competitions Rulebook published at www.getmistified.com. If you don't know, ASK!
10. Share ideas with others, help each other solve problems, make connections and HAVE FUN!

EARLY COMPETITION DETAILS

All early submissions or competitions with a submission component are to be made via the MyMIST Portal. The MyMIST portal only accepts one (1) submission file. For uploading multiple files, all files must be put together into a zip file, and the zip file can be uploaded into the portal. If you do not know how to upload a zip file, click here for a [Windows tutorial](#) and here for a [MacOS tutorial](#).

Two Weeks Prior to Tournament:

- Prepared Essay
- Short Fiction
- Poetry
- Short Film
- Business Venture Proposal
- Science Fair Abstract
- Social Media
- Humanitarian Service
- Digital Art
- Photography
- 2D and 3D Art
- Fashion Design

General Guideline for Written Submission Documents:

- Typed and Double spaced
- Size 12 font, Times New Roman
- All submissions must be in PDF format.
- A written statement is required for all early submission competitions unless stated otherwise, which should be included on a separate page at the end of your document, or submission.
- Have a cover page with the title, MIST ID and name of competition.
- Competitor name or other identifying markers should not be anywhere on the piece.
- Label the document in the following format: "MISTID_COMPETITIONNAME"
- Example "A1B2C-3D4E5_CreativeWriting"

Late Submissions:

- Written submissions not submitted on time will be subject to score reduction.
- Submissions submitted within 24 hours of the regional deadline will be subject to a 5-point overall deduction
- Every incremental day the submission passes the deadline, another 10 points will be deducted.
- Submissions beyond three (3) days of the original deadline will not be accepted and will be disqualified.

Notes:

- All competitors must bring 3 hard copies of your early submission competitions, with the exception of Poetry, Prepared Essay and Short Fiction submissions.
- Each region has the right to deduct points from the competitor's score if the above format of the submission is not followed.
- Make sure to check the specific rules pertaining to each competition for Written Statement as not all competitions have the same requirements

CATEGORY I: KNOWLEDGE & QURAN

Knowledge Tests:

Read one of four books and take a test on it. The test comprises of a set of multiple choice and short answer questions to judge reading, comprehension, and analytical abilities.

Quran Memorization:

Test your memorization and recitation of the Quran in Arabic, according to Tajweed (rules of recitation). Level 1 is for beginners, while Levels 2, and 3 are for more advanced competitors.

Quran Recitation:

Test your recitation of the Quran in Arabic, according to Tajweed (Rules of Recitation).

KNOWLEDGE TESTS

Format: In Person

Number of Tests: 4

Knowledge Test books will be made available on the MIST National's website: www.getmistified.com/rulebook.

Note: All levels will be of the equal difficulty. Each test is on a different book, but every test will be formatted the same.

Registration Guidelines:

1. No more than four (4) students from each team may register for each test, and each student may pick only one test to compete in.
 - a. For example, four (4) students may register for the first test, four (4) other students may register for the second test, etc.

Procedures:

1. Competitors will have one (1) hour and thirty (30) minutes to complete their test.
2. Competitors must achieve a score of 65% or above in order to rank/win a medal.
3. Each student will be given a written test containing possible combinations of multiple choice, short answer, and essay question(s) at the time of the competition. Questions will have an analytical/thinking focus.
 - a. Each test will have a tie breaker question for all students to answer.
 - b. Each test will have a tie breaker question to be marked in the case of a tie occurring.
4. Tests will be open-book and must be taken individually.
5. Students may not bring additional notes into the exam room.
 - a. Students may however, bring the assigned book used to study, into the exam room.
 - b. Annotations within the book will not be permitted. These include but are not limited to: highlighting, underlining, attaching post-its, and writing in the margins.
 - c. Students must all have their own book - the sharing of books will not be allowed once testing begins.
 - d. Printouts/photocopies of the materials are permitted, but must be free of any notes.
6. All questions for each topic will be based on the material covered in the assigned book.
7. There is no ballot for this competition. Scores are based solely on test performance.
8. Electronic device usage is not permitted during the competition.
 - a. Electronic versions of the book are not permitted during the competition.

QUR'AN MEMORIZATION

Format: In-Person

Number of Levels: Three (3)

Registration Guidelines:

1. Each level is treated as a separate competition, and each level is gender segregated. For example, male competitors will register for Brothers Quran Memorization Level 1, and female competitors will register for Sisters Quran Memorization Level 1.
2. Each team may have a maximum of:
 - a. Two (2) male and two (2) female competitors for Level 1,2 and 3.
3. If a student has competed in a Quran Memorization Level in the past, they must register for a level higher than previously registered.

Level 1	Surahs 1, 78-114
Level 2	Level 2 Surahs 36, 67-78 (in addition to all the above)
Level 3	Level 3 Surahs 55, 56 AND choice of Surah 12, 18, 19, 20 (in addition to all the above)

Procedure

1. Students are expected to memorize the portion of the Quran relevant to their level in Arabic and be able to recite from memory fluently.
 - a. Hafs (on the authority of Asim) is the recitation style to be utilized during the tournament.
2. Students may begin with Level 1 material in their first year of competition, but may not repeat the same Level in subsequent years.
3. Students are expected to bring their own Qurans for the competition.
 - a. Annotations within the Quran will not be permitted. These include but are not limited to: highlighting, underlining, attaching post-its, and writing in the margins.
4. Judges will prompt students by reading a portion of a verse, and students will be expected to continue the recitation until motioned to stop.
 - a. Judging will be based on three separate passages. Judges will choose all three passages to be tested on.
 - b. Passage length will be based on judges discretion but will not exceed a minute and a half.
5. If the student is unable to continue reciting a passage after 5 seconds of silence, the judge may read a word (or few words) to help the student continue reciting.
 - a. If the student repeats the verse before being prompted from a judge and is able to continue reciting without help, no points will be deducted.
 - b. If the judge reminds the student of the beginning of the current verse, which helps the student to start the verse over and continue reciting, only one point should be deducted. If the student is still unable to continue, the judge may remind the student of the next word(s).
 - c. Two points should be deducted each time the judge has to remind the student of the next word(s).
6. If the student is unable to continue reciting a passage from memory after three failed attempts, the judge may ask the student to proceed to the next passage, forfeiting the remaining portion of memorization points for that passage.
7. Judges are expected to wait until the end of a verse or 5 seconds after a mistake (whichever is greater) before signaling the competitor that a mistake was made.
8. If the mistake is corrected by the student immediately (within 5 seconds or before continuing with the next verse) without being prompted in any way by the judge, one point is deducted.

9. After allowing time for a student to self-correct, a judge should audibly tap their pen to indicate a mistake and allow the student a chance to recite the verse once more.
10. If a mistake is not corrected on the second reading of a verse, a judge may recite the correction.
 - a. The student may ask the judge for clarification.
 - b. If the student correctly fixes the mistake by reciting the correction from the judge, three points are deducted.
11. If the competitor is unable to fix the mistake after prompting by the judges, the mistake should be noted on the ballot with 5 points deducted for minor mistakes and 10 points for major mistakes.
 - a. If the mistake is in pronunciation and not in memorization, the mistake should be ignored if it recurs later so that each type of pronunciation mistake is only penalized once.

Minor Mistakes

- Heavy vs. Light - To overlook the rules of tafkheem and tarqeeq only when reciting the name of Allah and the letter Raa.
- Ghunnah - Not to adhere to the the rules of izhaar, idghaam, iqLaab, ikhfaa, etc. in their respective places.
- Prolongation - Not to prolong / stretch a letter when madd is present.

Major Mistakes

- Incorrect Makhraj or Sifat - Not to pronounce letters from the correct place of articulation and their respective qualities, including qalqala, etc.
- Addition - To add on letters to words, or add entire words.
- Omission - To leave off letters from words, or leave out entire words.
- Replacement - To replace a letter for another, or replace entire words.
- Change Harakah - To change the fat'ha, dhamma, or kasra.
- To replace Harakah with Sukoon and vice versa.
- To replace a fat'ha, dhamma, or kasra with a saakin and vice versa.

QURAN MEMORIZATION BALLOT

Unable to Continue		Mistakes	
Reminder of beginning of verse from judge	-1 point	Self-correction without being prompted	-1 point
Continuation of verse by judge	-2 points	Self-correction with audible tap	-2 points
Unable to continue at all	-20 points	Self-correction with recitation	-3 points
		Minor mistake not corrected	-5 points
		Major mistake not corrected	-10 points

	Mistakes & Tallies	Subtotal
Passage 1 Memorization		____ / 23 points
Passage 1 Pronunciation		____ / 10 points
Passage 2 Memorization		____ / 23 points
Passage 2 Pronunciation		____ / 10 points
Passage 3 Memorization		____ / 23 points
Passage 3 Pronunciation		____ / 10 points
Student brought personal Quran		____ / 1 point

Total: ____ / 100 Points

Overall Judges Comments and Feedback

QUR'AN RECITATION

Format: In-Person

Registration Requirements:

1. This is a gender-segregated competition.
 - a. There will be a Brothers Quran recitation and a Sisters Quran recitation
2. Each team/school may have a maximum of two (2) brothers and two (2) sister competitors.

Procedure

1. There are no levels for this competition - the entirety of the Quran is testable material.
2. Judges will tell the competitor where to start the recitation and where to stop.
3. Judging will be based on three separate passages from any part of the Quran.
4. The focus of the competition is Quran recitation and Tajweed, NOT memorization.
5. Competitors will be expected to recite 3 passages live during their interview.
6. Each passage will be about 10 verses long.
7. Students are expected to bring their own Qurans for the competition.
 - a. Annotations within the Quran will not be permitted. These include but are not limited to: highlighting, underlining, attaching post-its, and writing in the margins.
 - b. Colour coded Qurans with Tajweed rules listed are not permitted.
8. The interview will include:
 - a. Recitation of up to 3 passages.
 - b. Being scored on not only the pronunciation (Tajweed) during the recitation of the passages, but also tested on basic tajweed rules for the final 10 points.
 - c. The expectation for competitors to be able to identify as many rules as possible, such as the place of articulation of letters, the respective qualities of letters, nasal sounds, type of elongation (Madd) etc. within any verse from the Quran.
 - d. Competitors will not be expected to have extensive knowledge on the laws of Tajweed.

QURAN RECITATION BALLOT

Mistakes	Point Loss
Self-correction	-1 point
Minor mistake not corrected	-5 points
Major mistake not corrected	-10 points

	Mistakes & Tallies	Subtotal
Passage 1 Recitation		____ / 15 points
Passage 1 Tajweed		____ / 15 points
Passage 2 Recitation		____ / 15 points
Passage 2 Tajweed		____ / 15 points
Passage 3 Recitation		____ / 15 points
Passage 3 Tajweed		____ / 15 points
Tajweed		____ / 10 points

Total: ____/100 Points

Overall Judges Comments and Feedback

CATEGORY II: ART

2D Art:

Are you an aspiring painter? Do you doodle more than writing notes in class? Put your inspiration on canvas with the 2D art competition!

3D Art:

Think you have what it takes to be the next great sculptor? Is clay your ultimate inspiration? Show us your skills in the 3D art competition.

Fashion Design:

You don't just love fashion, you design it! Get inspired by the MIST theme to become the next fashion phenomenon.

Digital Art (Formerly Graphic Design):

If you're the Photoshop or Illustrator whiz that everyone goes to for event flyers, the digital art competition is for you. Pixelate away!

Photography:

Not only do you carry around your camera with you all the time, but you see everything as an opportunity for the perfect photo. Those other artists, yeah, they're cool - but you prefer a lens and the dark room for your creative pursuits.

General Rules for 2D Art and 3D Art.

1. MIST ID and order of competition will be pre-assigned on a random selection basis.
2. Competitors shall report at the appropriate time to the designated place. Competitors shall be introduced to the judges by their MIST IDs.
3. All artwork must be labeled with the MIST ID ONLY. The competitor name must not appear anywhere on the submission.
4. No more than \$100 can be spent on supplies.
5. Artwork must relate to the overall MIST Theme.

2D ART

Format: In-Person

Early Submission Requirements: Two Week Early Submission

- Pictures of Artwork (JPG, TIFF, or PNG format) - As many as students deem necessary, from varying angles
- Written artist statement (500 words maximum)
- A minimum of 2 drafts of artwork process

Students are not required to bring their submission in person to Nationals

Registration Guidelines:

1. No more than four (4) students from each school can register for this competition.
2. This competition is NOT a team effort. Each competitor must turn in a separate piece of work
3. MIST ID and order of competition will be pre-assigned on a random selection basis.

Procedure:

1. Artwork should avoid realistic, representational rendering of lifelike human or animal form. If in doubt, contact your Regional Competitions Headquarters.
 - a. Therefore, fully defined facial, skeletal, or muscular features are not permitted.
 - b. Suggestions: Draw a general picture of a squirrel; do not draw a detailed image of the adorable facial expressions when it comes across a good acorn. Submission must be two-dimensional (examples: painting, drawing, etc.).
 - c. You can create the illusion of depth, but the artwork must still be two-dimensional.
2. Students are NOT permitted to utilize AI Generators.
 - a. This includes but is not limited to Dall-E 2, MidJourney, Nightcafe, Deep Dream, and/or Stable Diffusion.
 - b. Usage of AI Generators is grounds for elimination from the competition.
3. Students MUST include drafts of their work at multiple points of the planning and creation process with their art piece.
4. Acceptable mediums for artwork include, but are not limited to: watercolor, oil, crayon, mixed mediums, chalk, pastels, charcoal, etc.
5. Ensure your artwork is dry before submitting it to the judges.
6. All 2D artwork must be placed on a flat and hard surface. Suggestions for placement include: poster board, matboard and illustration board.
 - a. Please affix artwork to the mounting material with spray glue or tape.
 - b. Do not use staples, paper clips, or any glue that could seep through and damage the artwork. Please do not use cardboard for mounting artwork.
 - c. Artwork should NOT be rolled or folded.
7. There is no limitation to the size of the submission, as long as it can be safely carried to the venue
8. Each participant will be interviewed for five (5) minutes in order to describe the purpose and inspiration of the artwork.
 - a. Interview questions can be found in the last section of the 2D Art Ballot.
9. Please note that if there are more than fifteen (15) entries for this competition, only the top fifteen (15) entries (based on artwork and written statement) will be interviewed.
 - a. In this case, an open gallery preliminary judging round will take place, and all entries will be judged according

to the 2D Art Ballot.

b. The top fifteen (15) that advance will have a five (5) minute interview with the Judges' Panel.

10. A typewritten statement of the artwork, no more than one (1) page (500 words max.) must be included with the artwork. The explanation will include what the artwork is about and what inspired the competitor to make it, as well as specific answers to the interview questions.

a. Please note that the written statement is an integral component of qualifying for an interview in the top fifteen.

11. Both the interview and artwork (with written statement) will be judged according to the Arts Competition Ballot.

Checklist:

- 2D Art submission
- Minimum of 2 drafts of 2D art process
- Written statement based on interview questions. These questions are listed in section D of the Art Ballot.
- Both the submission and the written statement should be clearly labeled with:
 - MIST IDs
 - Name of Competition

[Please note: we recommend that all written statements are securely attached to submission. You may choose to use paper clips or a large manila envelope for these purposes.]

DETAILED BALLOT: 2D ART

Section A: Technical

Points: 5

1. Presenter is on time for the interview.
2. The presenter is dressed for an interview.
3. Length of written statement does not exceed one page (500 words).
4. Submission meets required formatting guidelines (see rules).

Section B: Production Quality

Points: 30

Purpose

1. Evidence of the student's effort to achieve the stated purpose. Design meets the stated purpose and fulfills the intent of the artwork.
2. Artwork clearly communicates a story or statement.
3. Work integrates expression, organization, technique and MIST's theme through evaluation and revision.

Skill and Technique

1. Media selection effectively enhances the design and the student chooses and controls media and tools effectively to enhance the appearance of the work.
2. Artwork shows superior level of skills in the production of the work and execution of each technique and component is done in the superior manner.
3. Design required time and patience and was difficult to execute.
4. Art process is shown through drafts and changes

Section C: Presentation Quality

Points: 40

Aesthetics and Design

1. Visual balance, composition and layout enhance the overall beauty of the artwork.
2. Work features a recognizable center of interest in relation to the theme.
3. The selected colors enhance or complement the subject matter.
4. The artwork makes use of elements and principles of art (shape, color, texture, flow, composition) effectively.
5. Artwork makes a visual impact and stands on its own as a complete work of art.
6. Drafts of artwork submitted reflect process, creativity and the students distinctive style.

Creativity

1. Expression is unique and fully developed to present fresh concepts in imaginative and inventive ways
2. Work breaks new ground in communicating the message.

Section D: Application of Theme

Points: 25

1. There is a strong, clearly evident relevance to the theme.
2. The theme is expressed in a unique or outstanding way.
3. Purpose of the artwork is clearly articulated and shows evidence of reflection and/or research.
4. Elements and principles of art are clearly articulated and the student shows evidence of careful selection and organization of these elements and principles.

Judges will ask the following questions to gauge the competitors' understanding of the theme and how it was expressed in their work. Judges will then proceed to scoring.

1. How did you aim to convey this year's theme in your work? In what ways does your artwork represent your individual

point of view, imagination, creativity, and individuality?

2. Explain your purpose in developing this artwork and describe how you achieved that goal. Describe any influences from art history, artists, or art periods or styles that contributed to the development of this artwork.
3. What elements or principles of art did you use, and how did you select and organize the visual aspects of this work?

2D ART BALLOT

		Subtotal
Section A	Technical	____ / 5 points
Section B	Purpose	____ / 15 points
Section B	Skills and Technique	____ / 15 points
Section C	Aesthetic and Design	____ / 20 points
Section C	Creativity	____ / 20 points
Section D	Application of Theme	____ / 25 points

Total: ____/100 Points

Overall Judges Comments and Feedback

3D ART

Format: In-Person

Early Submission Requirements: Two Week Early Submission

- Pictures of Artwork (JPG, TIFF, or PNG format) - As many as students deem necessary, from varying angles
- Written artist statement (500 words maximum)
- A minimum of 2 drafts of artwork process

Students are not required to bring their submission in person to Nationals

Registration Guidelines:

1. No more than four (4) students from each school can register for this competition.
2. This competition is NOT a team effort. Each competitor must turn in a separate piece of work.
3. MIST ID and order of competition will be pre-assigned on a random selection basis.

The 3D Art competition follows the same rules as the 2D Art Competition. However, the following additional rules are specific to the 3D competition:

1. All submissions must be three-dimensional.
2. Artwork should also be placed on a board for easy carrying. The board can be made of any material sturdy enough to carry the artwork.
3. 3D art should be sturdy. Judges are looking for artwork that is well put together. Please note that your work may be moved around on several occasions, and it should be robust to handle these multiple moves.
4. 3D printing will not be permitted for any aspect of the submission.
 - a. Usage of 3D printing is grounds for elimination from the competition.
5. Students MUST include pictures of their work at multiple points of the planning and creation process with their art piece along with their written component.
6. There is no limitation to the size of the submission, as long as it can be safely carried to the venue.

Checklist:

- 3D Art submission
- Written statement based on interview questions that can be found in Section D of the Art Ballot.
- Both the submission and the written statement should be clearly labeled with:
 - MIST IDs
 - Name of Competition

[Please note: we recommend that you make two copies of your written statement; one to attach to your 3D submission, as well as the required separate statement that will be collected at on-site registration.]

DETAILED BALLOT: 3D ART

Section A: Technical

Points: 5

- Presenter is on time for the interview.
- The presenter is dressed for an interview.
- Length of written statement does not exceed one page (500 words).
- Submission meets required formatting guidelines (see rules).

Section B: Production Quality

Points: 30

Purpose

- Evidence of the student's effort to achieve the stated purpose. Design meets the stated purpose and fulfills the intent of the artwork.
- Artwork clearly communicates a story or statement.
- Work integrates expression, organization, technique and MIST's theme through evaluation and revision.

Skill and Technique

- Media selection effectively enhances the design and the student chooses and controls media and tools effectively to enhance the appearance of the work.
- Artwork shows superior level of skills in the production of the work and execution of each technique and component is done in the superior manner.
- Design required time and patience and was difficult to execute.
- Art process is shown through drafts and changes

Section C: Presentation Quality

Points: 40

Aesthetics and Design

- Visual balance, composition and layout enhance the overall beauty of the artwork.
- Work features a recognizable center of interest in relation to the theme.
- The selected colors enhance or complement the subject matter.
- The artwork makes use of elements and principles of art (shape, color, texture, flow, composition) effectively.
- Artwork makes a visual impact and stands on its own as a complete work of art.
- Drafts of artwork submitted reflect process, creativity and the students distinctive style.

Creativity

- Expression is unique and fully developed to present fresh concepts in imaginative and inventive ways
- Work breaks new ground in communicating the message.

Section D: Application of Theme

Points: 25

- There is a strong, clearly evident relevance to the theme.
- The theme is expressed in a unique or outstanding way.
- Purpose of the artwork is clearly articulated and shows evidence of reflection and/or research.
- Elements and principles of art are clearly articulated and the student shows evidence of careful selection and organization of these elements and principles.
-

Judges will ask the following questions to gauge the competitors' understanding of the theme and how it was expressed in their work. Judges will then proceed to scoring.

1. How did you aim to convey this year's theme in your work? In what ways does your artwork represent your individual point of view, imagination, creativity, and individuality?
2. Explain your purpose in developing this artwork and describe how you achieved that goal. Describe any influences

from art history, artists, or art periods or styles that contributed to the development of this artwork.

3. What elements or principles of art did you use, and how did you select and organize the visual aspects of this work?

3D ART BALLOT

		Subtotal
Section A	Technical	____ / 5 points
Section B	Purpose	____ / 15 points
Section B	Skills and Technique	____ / 15 points
Section C	Aesthetic and Design	____ / 20 points
Section C	Creativity	____ / 20 points
Section D	Application of Theme	____ / 25 points

Total: ____/100 Points

Overall Judges Comments and Feedback

FASHION DESIGN

Format: In-Person

Early Submission Requirements: Two Week Early Submission

- Pictures of Artwork (JPG, TIFF, or PNG format) - As many as students deem necessary, from varying angles
- Written artist statement (500 words maximum)
- A minimum of 2 drafts of artwork process

Students are not required to bring their submission in person to Nationals

Procedure:

1. All designs must be labeled with the MIST ID ONLY. The competitor's name must not appear anywhere on the submission.
2. Your portfolio should have a cover or presentation case. Be creative. (see example).
3. Your portfolio should include your philosophy: how you are going to use your inspiration to make a collection (your inspiration is this year's theme and it can be combined with other inspirations as well).
 - a. For example, Loyalty + Environment (trees, landscape, etc.). See example for reference.
 - b. Your philosophy serves as an explanation for your use of the theme and as your written component.
 - c. Your philosophy should be no more than 500 words.
4. Your portfolio should include a "Mood" or "Inspiration" page of the image(s) that inspire your collection.
 - a. The images you include as references for inspiration, should relate to your overall philosophy.
5. Your portfolio should include a fabric swatch/color palette page. (see example).
6. Each competitor's portfolio must have a total of six (6) outfits in the following combinations:
 - a. OPTION 1: 3 complete adult female outfits AND 3 complete adult male outfits.
 - b. OPTION 2: 6 complete male outfits OR 6 complete female outfits.
7. These six (6) outfits can either be on a figure (see example) or as a colored flat (it would just be your black and white flats colored.) You are welcome to make xerox copies of your flats and color on top. For each outfit, you must submit the following as part of your portfolio:
 - a. One 5"x7" -- 8.5"x11" illustration of each design as worn, in color, matted and mounted on heavy paper or poster board enclosed in an 8.5"x11" page protector to protect the design. No smaller than 5" x 7". (A total of 6 mounted illustrations).
 - b. Two (2) flat design sketches (working/detail sketches) for each outfit, for example: front and back (for a total of 12 flat sketches). These flats should be in black and white so the details can be seen easily.
 - c. Description and sewing notes. Included in this section should be details that are hard to see or identify in your design, illustration and/or sketches (see sample flat).
 - d. The illustration (photographs are not acceptable) is to be clean, neatly mounted or matted. Colored pencils, charcoal, pastels, watercolor, colored pen/ink, or crayons may be used (see sample flat).
 - e. Competitors can gain extra points by providing extra design items such as shoes, accessories: pins, jewelry, etc. (outfits can be designed with shoes; however, outfits without shoes will NOT be disqualified).
8. Competitors must provide a common feature within a set such as similar buttons, similar colors, etc.
9. Competitors are encouraged to be original in all their designs.
10. The sketch must fulfill all the basic requirements below:
 - a. The designs are modest in nature while exuding creativity.
 - b. Those designs inspire comfort, confidence, and dignity.
11. Each participant will be interviewed for five (5) minutes in order to describe the purpose and inspiration of the artwork.

12. Judges will interview competitors on their inspiration behind the design, what they like the most and dislike the most.
 - a. Competitors should be ready to explain any details, parts, and characteristics in the design that are outstanding or unusual.
 - b. Judges will also ask competitors what they think makes their designs different from others in the market
13. Interview questions can be found in the last section of the Fashion Design Ballot.
 - a. Please note that if there are more than 15 entries for this competition, only the top 15 entries (based on the portfolio) will be interviewed.
 - b. In this case, a preliminary judging round will take place, and all entries will be judged according to the Fashion Design Ballot.
 - c. The top 15 that advance will have a five (5) minute interview with the Judges' Panel.
14. Both the interview and the portfolio will be judged according to the Fashion Design Ballot

Checklist:

- Fashion Design Portfolio, including philosophy.
- The submission must be clearly labeled with:
 - MIST IDs
 - Name of Competition

[Please note: we recommend that participants use a sturdy portfolio that has all required items securely intact.]

DETAILED BALLOT: FASHION DESIGN


EXAMPLE FASHION DESIGN PORTFOLIO

© 2014 by [unreadable]




Example of portfolio cover from one book image in a large envelope


Philosophy/Theory, Inspiration Image, Fabric Swatches/Color Palette



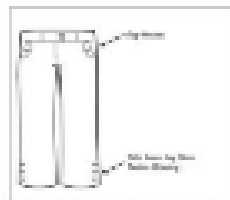
5 Complete Looks:



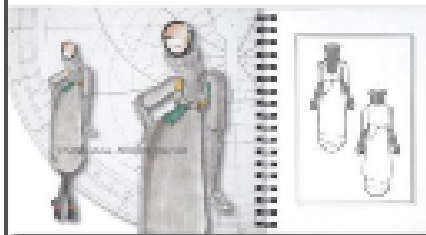
Hand Drawn Flats:



Example of flats (done on Illustrator):



Example of flat with "call out" on garment details/construction



- Participant is on time for the interview.
- The participant looks credible and is dressed for an interview.
- Submission meets required formatting guidelines (see rules).
- Portfolio includes six (6) full outfits.
- Philosophy is 500 words or less.

Section B: Production Quality

Points: 30

Overall

- There is a common theme/feature across the collection.
- Portfolio is well organized, neat and professional.
- Description and sewing notes are thorough when needed.

Skill and Technique

- The student chooses and controls media and tools effectively to enhance the appearance of the design.
- Portfolio shows superior level of skills in the production and execution of each design.
- Portfolio required time and patience, and was difficult to execute.

Section C: Presentation Quality

Points: 40

Aesthetics and Design

- Interesting seams and shapes in clothing.
- The selected fabrication (colors, prints, trims, etc.) enhances or complements the fashion designs while remaining cohesive.
- Designs inspire comfort, confidence and sense of dignity.
- Designs appear to be possible to construct/are functional.
- All elements work together to create a unified design and the total effect is please to the eye while still enhancing the design.

Creativity

- Expression is unique and fully developed to present fresh concepts in imaginative ways.
- Designs are creative while maintaining a modest nature.

Section D: Application of Theme

Points: 25

- There is a strong, clearly evident relevance to the theme.
- The theme is expressed in a unique or outstanding way.
- Purpose and inspiration of designs are clearly articulated and show evidence of reflection and/or research.
- Design elements and principles of art are clearly articulated and students show evidence of careful selection and organization of these elements and principles.

Judges will ask the following questions to gauge the competitors' understanding of the theme and how it was expressed in their work. Judges will then proceed to scoring.

1. How did you aim to convey this year's theme in your work? In what ways does your artwork represent your individual point of view, imagination, creativity, and individuality?
2. Explain your purpose in developing this artwork and describe how you achieved that goal. Describe any influences from art history, artists, or art periods or styles that contributed to the development of this artwork.
3. What elements or principles of art did you use, and how did you select and organize the visual aspects of this work?

FASHION DESIGN BALLOT

		Subtotal
Section A	Technical	____ / 5 points
Section B	Purpose	____ / 10 points
Section B	Skills and Technique	____ / 20points
Section C	Aesthetic and Design	____ / 20 points
Section C	Creativity	____ / 20 points
Section D	Application of Theme	____ / 25 points

Total: ____/100 Points

Overall Judges Comments and Feedback

DIGITAL ART (FORMERLY GRAPHIC DESIGN)

Format: In-Person

Early Submission Requirements: Two Week Early Submission

- Artwork (JPG, TIFF, or PNG format)
- Written artist statement (500 words maximum)
- A minimum of 2 drafts of artwork process

On-Site Submission Requirements: None

Registration Guidelines:

1. No more than four (4) students from each school can register for this competition.
2. This competition is NOT a team effort. Each competitor must turn in a separate piece of work.

Procedure:

1. All artwork must be labeled with the MIST ID ONLY.
 - a. If the competitor name appears anywhere on the artwork, points will be deducted.
2. Artwork must reflect on this year's theme.
3. Artwork should avoid realistic, representational rendering of lifelike human or animal form. If in doubt, contact your Regional Competitions Headquarters.
4. Students are NOT permitted to utilize AI Generators.
 - a. This includes but is not limited to Dall-E 2, MidJourney, Nightcafe, Deep Dream, and/or Stable Diffusion
 - b. Usage of AI Generators is grounds for elimination from the competition.
5. Competitors should ONLY use their computers to generate any artwork for this competition.
 - a. Hand created artwork will not be considered
6. Artwork should not be animated.
7. A typed short explanation of the artwork, no more than one (1) page (500 words max.) must be included with the artwork. The explanation will include what the artwork is about and what inspired the participant to make it.
8. Judging will be based on the explanation provided in the interview and the artwork itself. The interview will be no longer than five (5) minutes. Interview questions can be found in the last section of the Digital Art Ballot.
9. Please note that if there are more than 15 entries for this competition, only the top 15 entries (based on artwork and written statement) will be interviewed.
 - a. In this case, an open gallery preliminary judging round will take place, and all entries will be judged according to the Digital Art Ballot. The top 15 that advance will have a five (5) minute interview with the Judges' Panel.
10. Competitors will be judged according to the Digital Art Competition Ballot.

Checklist:

1. Digital Art submission.
2. Minimum of 2 drafts of Digital Art process
3. Written statement based on interview questions (Section D of Digital Art Ballot)
4. Both the submission and the written statement should be clearly labeled with
 - a. MIST IDs
 - b. Name of Competition

DETAILED BALLOT: DIGITAL ART

Section A: Technical

Points: 5

- Participant is on time for the interview.
- The participant looks credible and is dressed for an interview.
- Submission meets required formatting guidelines (see rules).

Section B: Production Quality

Points: 30

Purpose

- Evidence of the student's effort to achieve the stated purpose. Design meets the stated purpose and fulfills the intent of the artwork.
- Artwork clearly communicates a story or statement.
- Work integrates expression, organization, technique and MIST's theme through evaluation and revision.

Skill and Technique

- Media selection effectively enhances the design and the student chooses and controls media and tools effectively to enhance the appearance of the work.
- Artwork shows superior level of skills in the production of the work and execution of each technique and component is done in the superior manner.
- Design required time and patience and was difficult to execute.

Section C: Presentation Quality

Points: 40

Aesthetics and Design

- Visual balance, composition and layout enhance the overall beauty of the artwork.
- Work features a recognizable center of interest in relation to the theme.
- The selected colors enhance or complement the subject matter.
- The artwork makes use of elements and principles of art (shape, color, texture, flow, composition) effectively.
- Artwork makes a visual impact and stands on its own as a complete work of art.
- Drafts of artwork submitted reflect process, creativity and the students distinctive style.

Creativity

- Expression is unique and fully developed to present fresh concepts in imaginative and inventive ways.
- Work breaks new ground in communicating the message.

Section D: Application of Theme

Points: 25

- There is a strong, clearly evident relevance to the theme.
- The theme is expressed in a unique or outstanding way.
- Purpose of the artwork is clearly articulated and shows evidence of reflection and/or research.
- Elements and principles of art are clearly articulated and the student shows evidence of careful selection and organization of these elements and principles.
-

Judges will ask the following questions to gauge the competitors' understanding of the theme and how it was expressed in their work. Judges will then proceed to scoring.

1. How did you aim to convey this year's theme in your work? In what ways does your artwork represent your individual point of view, imagination, creativity, and individuality?

2. Explain your purpose in developing this artwork and describe how you achieved that goal. Describe any influences from art history, artists, or art periods or styles that contributed to the development of this artwork.
3. What elements or principles of art did you use, and how did you select and organize the visual aspects of this work?

DIGITAL ART BALLOT

		Subtotal
Section A	Technical	____ / 5 points
Section B	Purpose	____ / 15 points
Section B	Skills and Technique	____ / 15 points
Section C	Aesthetic and Design	____ / 20 points
Section C	Creativity	____ / 20 points
Section D	Application of Theme	____ / 25 points

Total: ____/100 Points

Overall Judges Comments and Feedback

PHOTOGRAPHY

Format: In-Person

Early Submission Requirements: Two Week Early Submission

- Photography Portfolio
- Written artist statement (500 words maximum)

On-Site Submission Requirements: None

Registration Guidelines:

1. No more than four (4) students from each school can register for this competition.
2. This competition is NOT a team effort. Each competitor must turn in a separate piece of work.

Procedure:

1. All Artwork must be labeled with the MIST ID ONLY. The competitor name must not appear anywhere on the submission.
2. A minimum of three (3) and a maximum of five (5) photographs must be submitted as part of the photography portfolio. The photographs must carry a coherent theme or style to showcase the photographer's skill.
3. The pictures must reflect on this year's theme and can be of any inanimate OR animate object. It must be the competitor's own work from beginning to end, including taking the pictures.
4. Pictures must be taken exclusively for this competition (pictures from previous years may not be used).
5. Competitors will be asked how and why they came up with their ideas.
6. Photographs may NOT be digitally modified beyond standard optimization (removal of dust, cropping, minor adjustments to exposure, color and contrast, etc.).
7. Each participant will be interviewed for five (5) minutes in order to describe the purpose and inspiration of the artwork.
8. Interview questions can be found in the last section of the Photography Ballot.
9. Please note that if there are more than fifteen (15) entries for this competition, only the top fifteen (15) entries (based on artwork and written statement) will be interviewed.
 - a. In this case, an open gallery preliminary judging round will take place, and all entries will be judged according to the Photography Ballot.
 - b. The top 15 that advance will have a five (5) minute interview with the Judges' Panel.
10. A typed statement about the artwork, no more than one (1) page (500 words max.) must be included.
 - a. The explanation will include what the artwork is about and what inspired the competitor to make it, as well as specific answers to the interview questions.
 - b. Please note that the written statement is an integral component of qualifying for an interview in the top fifteen.
11. Competitors will be judged according to the Photography Competition Ballot

Checklist:

- Written statement based on interview questions (Section D of Photography Ballot).
- Both the submission and the written statement should be clearly labeled with:
 - MIST IDs
 - Name of Competition

DETAILED BALLOT: PHOTOGRAPHY

Section A: Technical

Points: 5

- Participant is on time for the interview.
- The participant looks credible and is dressed for an interview.
- Submission meets required formatting guidelines (see rules).

Section B: Production Quality

Points: 30

Purpose

- Evidence of the student's effort to achieve the stated purpose. Design meets the stated purpose and fulfills the intent of the artwork.
- Artwork clearly communicates a story or statement.
- Work integrates expression, organization, technique and MIST's theme through evaluation and revision.

Skill and Technique

- Media selection effectively enhances the design and the student chooses and controls media and tools effectively to enhance the appearance of the work.
- Artwork shows superior level of skills in the production of the work and execution of each technique and component is done in the superior manner.
- Design required time and patience and was difficult to execute.

Section C: Presentation Quality

Points: 40

Aesthetics and Design

- Visual balance, composition and layout enhance the overall beauty of the artwork.
- Work features a recognizable center of interest in relation to the theme.
- The selected colors enhance or complement the subject matter.
- The artwork makes use of elements and principles of art (shape, color, texture, flow, composition) effectively.
- Artwork makes a visual impact and stands on its own as a complete work of art.

Creativity

- Expression is unique and fully developed to present fresh concepts in imaginative and inventive ways
- Work breaks new ground in communicating the message.

Section D: Application of Theme

Points: 25

- There is a strong, clearly evident relevance to the theme.
- The theme is expressed in a unique or outstanding way.
- Purpose of the artwork is clearly articulated and shows evidence of reflection and/or research.
- Elements and principles of art are clearly articulated and the student shows evidence of careful selection and organization of these elements and principles.

Judges will ask the following questions to gauge the competitors' understanding of the theme and how it was expressed in their work. Judges will then proceed to scoring.

1. How did you aim to convey this year's theme in your work? In what ways does your artwork represent your individual point of view, imagination, creativity, and individuality?
2. Explain your purpose in developing this artwork and describe how you achieved that goal. Describe any influences from art history, artists, or art periods or styles that contributed to the development of this artwork.

3. What elements or principles of art did you use, and how did you select and organize the visual aspects of this work?

PHOTOGRAPHY BALLOT

		Subtotal
Section A	Technical	____ / 5 points
Section B	Purpose	____ / 15 points
Section B	Skills and Technique	____ / 15 points
Section C	Aesthetic and Design	____ / 20 points
Section C	Creativity	____ / 20 points
Section D	Application of Theme	____ / 25 points

Total: ____/100 Points

Overall Judges Comments and Feedback

CATEGORY III: WRITING AND ORATORY

Extemporaneous Essay:

Competitors are allotted 60 minutes to compose a handwritten essay on a randomly selected topic related to the theme.

Extemporaneous Speaking:

The art of extemporaneous speaking is for those who can always make conversation. Delivering a coherent, engaging, and moving speech is easy enough, right? Now try doing that on the spot with only 15 minutes of preparation!

Original Oratory:

Competitors present a memorized original oration within a seven (7) minute period. The oration must relate back to the theme, but also be applicable to a general audience.

Poetry:

Competitors must submit an original piece of poetry never before published within a 40 line limit. The piece must clearly relate back to the theme, but also be applicable to a general audience.

Prepared Essay:

Have you been inspired by this year's MIST theme? The prepared essay competition is perfect if you're looking for an outlet. This is your chance to be creative and persuade us on the significance of your chosen topic. Share the passion!

Short Fiction:

Competitors are to submit an original work of fiction no longer than 10 pages that relates to the theme and can also be applied to a competitor-defined target audience. Illustrations are permitted for younger intended audiences.

Spoken Word:

If you're more of the performer type of a poet, then spoken word is for you! Here's your chance to convey your passion and originality, all while inspiring those around you.

EXTEMPORANEOUS ESSAY

Format: In-Person

Registration Guidelines:

1. A limit of two (2) students from each team may register for this competition. Each student competes individually, so collaboration is not permitted.

Procedure:

1. Names and other identifying information with the exception of MIST ID should not be written anywhere on the final submission.
2. All competitors are to report to the competition room at the same time, which will be designated in the competition schedule.
3. Paper and pen/pencil will be provided, but students may feel free to bring their own.
4. Students will choose one topic from a selection of three.
 - a. The topics will be relevant to the annual theme or current events.
5. Students are allotted 60 minutes to complete their essay, written in the English language.
 - a. The submission is to be turned in to the proctor at the end of the hour but can be turned in earlier.
6. Students are allowed to bring printed reference materials (such as newspapers or articles) or quotations relevant to the theme or current affairs with them to use for citation during the competition, but prepared notes or personal essays are not allowed.
 - a. Materials must be reviewed and approved at the sole discretion of the Competition Moderator before the competition begins.
 - b. Annotations within the materials will not be permitted. These include but are not limited to: highlighting, underlining, attaching post-its, and writing in the margins.
7. Electronic device usage is not permitted during the competition.

DETAILED BALLOT: EXTEMPORANEOUS ESSAY

Section A: Technical

Points: 5

- Participant is on time for the competition.
- The participant stopped writing when time was called.
- There are no identifiers on the submission aside from their MIST ID.

Section B: Content

Conventions

Points: 10

- Is the essay mostly free of spelling mistakes? - 1 for each error
- Is the essay mostly free of punctuation mistakes? - 1 for each error
- Is the essay mostly free of grammatical mistakes? - 2 for each error
- If (optional) references are correctly cited in the paper? +1 for each citation
- Are (optional) references not cited in the paper? - 2 for each error

Ideas and Development

Points: 20

- Did the writer answer one of the topics with sufficient detail?
- Did the writer take a unique approach when addressing the topic?
- Did the writer stay on topic throughout the entire essay?
- Was the main idea or message clear to the reader?

Organization

Points: 15

- Did the introduction grab the reader's attention with a unique start, a clear thesis statement, and concise supporting points?
- Were adequate details, examples, and support provided for each supporting point?
- Were the paragraphs well-developed, each with their own main idea?
- Did the conclusion link back to the introduction?

Sentence Fluency

Points: 15

- Did the writer vary sentence types by using a mixture of simple and complex sentences?
- Do most sentences begin with different words?
- When read aloud, do the sentences flow well together?
- Was there a logical progression of ideas?

Section C: Style

Word Choice

Points: 25

- Did the writer use thoughtful adjectives to create more vivid imagery?
- Did the writer use strong action verbs to support the essay's message
 - i. I.e. "cruise" instead of "drive," or "stroll" instead of "walk"
- Did the writer use precise nouns to help present a clear and distinct message
 - i. I.e. "7th Grade students" instead of just "students," or "Science project" instead of "project"
- Did the overall usage of words create color and texture in the writing? Was it clear that this writer took risks with their word choice?

Voice

Points: 15

- Does the reader show passion about his/her topic?
- Is the tone natural and consistent, reflecting original thinking and expression?
- Does the writer capture a tone or mood with his/her words?

EXTEMPORANEOUS ESSAY BALLOT

		Subtotal
Section A	Technical	____ / 5 points
Section B	Conventions	____ / 10 points
Section B	Ideas and Development	____ / 20 points
Section B	Organization	____ / 15 points
Section B	Sentence Fluency	____ / 15 points
Section C	Word Choice	____ / 20 points
Section C	Voice	____ / 15 points

Total: ____/100 Points

Overall Judges Comments and Feedback

EXTEMPORANEOUS SPEAKING

Format: In-Person

Registration Guidelines:

1. A limit of two (2) students from each school may register for this competition. Each student competes individually, so collaboration is not permitted.

Procedure:

1. All competitors are to report to the competition room at the same time, which will be designated in the competition schedule.
2. Paper and pen/pencil will be provided, but students may feel free to bring their own.
3. Students will choose one topic from a selection of three at the start of their turn.
 - a. The topics will be relevant to the annual theme or current events.
4. Topics are to be phrased in the form of a question.
 - a. Topics will not necessarily require reference materials, but will require an understanding of contemporary issues affecting Muslims domestically and internationally.
 - b. Example topic: Does a significant rift exist between African-American Muslims and immigrant Muslim communities?
5. Depending on the number of students who sign up for this event, the competition might be conducted in a series of rounds, with only the top competitors advancing to subsequent rounds.
6. Students are allowed to bring their own printed reference materials (such as newspapers or articles) or quotations relevant to the theme or current affairs with them to use for citation during the competition, but prepared notes or personal essays are not allowed.
 - a. Materials must be reviewed and approved at the sole discretion of the Moderator before the competition begins.
 - b. If any reference is used the participant **MUST** cite the reference during his or her speech. The use of reference material is optional.
 - c. Annotations within the materials will not be permitted. These include but are not limited to: highlighting, underlining, attaching post-its, and writing in the margins.
7. Seven (7) minutes before the contest is to begin, the first speaker shall draw three topics, choose one, and return the others.
 - a. The other competitors shall draw in like manner, in their speaking order, at seven-minute intervals.
 - b. A competitor drawing a topic on which someone else has already spoken previously on, shall return that topic and draw again.
8. After the competitor has chosen a topic, they shall withdraw to the preparation area and have seven (7) minutes to plan their speech without conferring or exchanging information with anyone.
 - a. No prepared notes or outlines will be allowed in the preparation room. Reference to books, magazines and a bibliographical file is permitted.
9. Once a competitor has chosen a topic, they may neither change from nor alter that topic.
 - a. No visual aids may be used in the delivery of the speech.
10. A note card may be used in preliminary rounds of invitational qualifying tournaments but is not permitted in any elimination rounds of these tournaments.
11. The time limit is seven minutes maximum with thirty-second grace period.
 - a. Violation of this rule will result in the competitor being ranked last in the round when visible time signals have

been given by the judge or by the authorized timekeeper.

12. Electronic device usage is not permitted during the competition.

DETAILED BALLOT: EXTEMPORANEOUS SPEAKING

NOTE: Students do NOT have to use references. If they do use references, they may be awarded 2 points. However, if a student uses references and does NOT cite them, 3 points will be deducted.

Section A: Technical

Points: 10

- Participant is on time for the competition.
- Did the speech finish within the seven minutes allotted? If not, did it end before the 30 second grace period finished?
- The participant gives no identifiers aside from their MIST ID.
- Participant looks credible and dressed for an interview.

Section B: Content

Introduction

Points: 10

- Did the speaker get the audience's attention?
- Was the topic clearly stated/addressed?
- Did the speaker preview and give focus to the key ideas?

Body

Points: 15

- Was adequate time devoted to each division within the seven minute time limit?
- Was there a logical progression of ideas?

Conclusion

Points: 10

- Did the speaker tie the speech together?
- Was the answer to the question clear?
- Was there a note of finality?

Section C: Presentation

Analysis and Content

Points: 15

- Did the speaker answer the question?
- Was the content informative?
- Was there sufficient use of logic, facts, examples, and/or expert opinion?
- Was the information pertinent to the selected topic?

Delivery

Points: 15

- Was the delivery natural, lively, and spontaneous?
- Was enunciation clear? Was volume appropriate?
- Was there sufficient variety in rate, pause, and pitch?
- Did the speaker exhibit poise and confidence?
- Were gestures varied, movement motivated, and eye contact direct?

Language

Points: 15

- Did the speaker exhibit command of conversational style?
- Was the language precise, grammatically correct, and vivid?

Section D:Overall Experience**Points: 1-10**

After the perusing of the extemporaneous speaking content, performance, and interview, rate the entire experience from 1 to 10:

- 1 being very poor (no organization, intonation, or relation to the theme).
- 4 to 6 being average.
- 10 being exceptional (memorable performance, sound understanding of the theme, exceptional extemporaneous speech content).

EXTEMPORANEOUS SPEAKING BALLOT

Speech Duration: ____ : ____

		Subtotal
Section A	Technical	____ / 10 points
Section B	Introduction	____ / 10 points
Section B	Body	____ / 15 points
Section B	Conclusion	____ / 10 points
Section B	Analysis and Content	____ / 15 points
Section C	Delivery	____ / 15 points
Section C	Language	____ / 15 points
Section C	Overall Experience	____ / 10 points

Total: ____/100 Points

Overall Judges Comments and Feedback

ORIGINAL ORATORY

Format: In-Person

Early Submission Requirements: None

On-Site Submission Requirements:

- Three (3) copies of the oratory piece must be submitted to judges on-site, at the time of the competition.

Registration Guidelines:

1. A limit of two (2) students from each team may register for this competition.
2. Each student competes individually, so collaboration is not permitted.

Procedure:

1. MIST ID and order of competition will be pre-assigned on a random selection basis.
2. All competitors are to report to the competition room at the same time, which will be designated in the competition schedule.
3. The Orator must provide 3 hardcopies of his/her script to be turned in during the competition orientation.
 - a. MIST will not photocopy any scripts.
 - b. Competitors must come prepared with their copies.
 - c. The competitor must compete with the script that is submitted at that time.
4. Orations must be in the English language.
5. Orations must be labeled with the MIST ID ONLY. The competitor name must not appear anywhere on the work.
6. The orator must be truthful. Any non-factual reference, especially a personal one, must be so identified.
7. The oration may not contain more than 150 words of quoted material.
 - a. Extensive paraphrasing from other sources is prohibited.
 - b. Orators caught plagiarizing or extensively paraphrasing will be disqualified.
 - c. If quoted material is in another language, it must be translated. This will not be included as part of the 150 word limit.
8. No visual aids may be used in the delivery of the speech.
9. An orator holding a manuscript or notes will be ranked last.
10. Time limit is seven minutes maximum with thirty-second grace period. Violation of this rule will result in the competitor being ranked last in the round when visible time signals have been given by the judge or by the authorized timekeeper.
11. Electronic device usage is not permitted during the competition.

DETAILED BALLOT: ORIGINAL ORATORY

Section A: Technical

Points: 10

- Participant is on time for the competition.
- Did the speech finish within the seven minutes allotted? If not, did it end before the 30 second grace period finished?
- The participant gives no identifiers aside from their MIST ID.
- Participant looks credible and dressed for an interview.

Section B: Content

Introduction

Points: 10

- Did the speaker get the audience's attention?
- Was the topic clearly stated/addressed?
- Did the speaker preview and give focus to the key ideas?

Body

Points: 15

- Was adequate time devoted to each division within the seven minute time limit?
- Was there a logical progression of ideas?

Conclusion

Points: 10

- Did the speaker tie the speech together?
- Was the answer to the question clear?
- Was there a note of finality?

Section C: Presentation

Analysis and Content

Points: 15

- Did the speakers oration revolve around the theme?
- Was the content informative?
- Was there sufficient use of logic, facts, examples, and/or expert opinion?
- Was the information pertinent to the selected topic?

Delivery

Points: 15

- Was the delivery natural, lively, and spontaneous?
- Was enunciation clear? Was volume appropriate?
- Was there sufficient variety in rate, pause, and pitch?
- Did the speaker exhibit poise and confidence?
- Were gestures varied, movement motivated, and eye contact direct?

Language

Points: 15

- Did the speaker exhibit command of conversational style?
- Was the language precise, grammatically correct, and vivid?

Section D: Overall Experience

Points: 1-10

After the perusing of the extemporaneous speaking content, performance, and interview, rate the entire experience from 1 to 10:

- 1 being very poor (no organization, intonation, or relation to the theme)
- 4 to 6 being average
- 10 being exceptional (memorable performance, sound understanding of the theme, exceptional extemporaneous speech content)

ORIGINAL ORATORY BALLOT

Oration Duration: ____ : ____

		Subtotal
Section A	Technical	____ / 10 points
Section B	Introduction	____ / 10 points
Section B	Body	____ / 15 points
Section B	Conclusion	____ / 10 points
Section C	Analysis and Content	____ / 15 points
Section C	Delivery	____ / 15 points
Section C	Language	____ / 15 points
Section D	Overall Experience	____ / 10 points

Total: ____/100 Points

Overall Judges Comments and Feedback

POETRY

Format: Online

Early Submission Requirements:

- Competitors must submit their Poetry piece, 2 weeks before the Regional Tournament.

Registration Guidelines:

1. A limit of two (2) students from each team may register for this competition. Each student competes individually, so collaboration is not permitted.

Procedure:

1. Poetry must clearly reflect upon any aspect of this year's theme.
2. Submissions must be labeled with the MIST ID and the title only.
 - a. The competitor's name must not appear anywhere on the work.
3. Competitors may incorporate any style or genres of poetry including rhymed, lyric, dramatic, narrative, or free verse.
4. No forms of AI are permitted for this competition. Any usage is grounds for point loss and/or disqualification.
5. All poems must have a title and must not exceed 40 lines in length (excluding title).
6. Poems must be the original work of the entrant.
 - a. Entries must not have been published, self-published, published on a website or broadcast before January 2024
7. A PDF copy of the poem must be submitted via MyMIST two weeks before the Regional Tournament.
 - a. Late submissions will result in a point deduction on your final score.
8. This will be an entirely virtual competition. As such, competitors are not required to turn in a copy during the tournament.
9. Entries should be typed in black ink only.
10. Entries can be double or single-spaced.
11. Poetry submissions must include a filled-out "Poetry Analyzing Written Statement".

Checklist:

- PDF copy of Poetry Piece and Written Poetry Analyzing Statement submitted on MyMIST 2 weeks prior to the tournament.
- Both the submission and the written statement should be clearly labeled with:
 - MIST IDs
 - Name of Competition

POETRY ANALYZING WRITTEN STATEMENT

The following worksheet should be included with your poetry submission. The responses to each section must be typed, not handwritten.

Section 1: Poem Identity

1. Form of Poetry (ie Ballad, Sonnet, etc)

Section 2: Explanation of Poem

1. Provide an explanation for your poem in 250 words or less.

Section 3: Elements of Poetry

1. Identify at least five (5) elements of poetry from your writing.
2. State the line number in which the example can be found, the type of element it is, and then explain your example (i.e. alliteration, metaphor, assonance, personification etc).

Section 4: Example of Inferences

1. Provide an example of inference from your writing.
2. State the line number and explain what it is that you wished to infer (i.e. historical inference, literary inference, etc).

Section 5: Mechanics, Grammar, Spelling

(All answers must be answered within 500 words or less).

1. In what ways does your piece represent your individuality? What inspired or influenced you when writing your piece?
2. Are there any subtleties in the piece you were wishing would come across to the audience without having to be explained?
3. Do you feel you conveyed the theme well in your piece?

DETAILED BALLOT: POETRY

Section A: Technical

Points: 10

- The poem does not exceed 40 lines.
- The "Poetry Worksheet" is completed.
- The poem is typed in black ink only.
- The participant gives no identifiers aside from their MIST ID.

Section B: Poem Elements

Points: 30

- Is the poetry piece free from any inappropriate content? If not, do not score the rest of the section; competitor receives 0/25. If so, continue scoring.
- Is the structure of the piece easy to follow?
- Is the form of the poem appropriate to the subject? Does the poem enable the reader to see, hear, feel, or think about the subject in a new way or in a more potent way than ever before?
- Does the poem use sensory details and figurative language to create vivid images that contribute significantly to the meaning of the poem?
- Are sound devices, such as rhyme, alliteration, or onomatopoeia, used effectively and contribute to the meaning of the poem?
- Is word choice vivid and exact throughout?

Section C: Overall Impression of Written Piece

Points: 25

- Is the title clearly stated?
- Does the piece create an appropriate mood?
- Does the competitor's writing convey creativity and originality?
- Does the competitor's writing grab your attention and convey sincerity?

Section D: Written Statement Criteria

Points: 25

- Section 1 Poem Identity
- Section 2 Coherent Explanation
- Section 3 Elements of Poetry
- Section 4 Example of Inference
- Section 5 Mechanics, Grammar, Spelling
- Interview Questions

Section E: Overall Experience

Points: 10

After the perusing of the extemporaneous speaking content, performance, and interview, rate the entire experience from 1 to 10:

- 1 being very poor (no organization, intonation, or relation to the theme)
- 4 to 6 being average
- 10 being exceptional (memorable performance, sound understanding of the theme, exceptional poetic content)

POETRY BALLOT

		Subtotal
Section A	Technical	____ / 10 points
Section B	Poem Elements	____ / 30 points
Section C	Overall Impression	____ / 25 points
Section D	Written Statement Criteria	____ / 25 points
Section E	Overall Experience	____ / 10 points

Total: ____/100 Points

Overall Judges Comments and Feedback

PREPARED ESSAY

Format: Online

Early Submission Requirements:

- Competitors must submit their Prepared Essay, 2 weeks before the Regional Tournament.

Registration Guidelines:

1. A limit of two (2) students from each team may register for this competition. Each student competes individually, so collaboration is not permitted.

Procedure:

1. Competitors shall write about any topic that reflects this year's theme.
 - a. The topic chosen must refer to authentic sources of Islamic knowledge, as well as to historical facts. These can include stories from trusted scholars or reliable islamic institutions. Ex. Yaqeen Institute.
2. The written essay must be typed or word-processed and double-spaced.
 - a. It must be on white, 8.5 X 11 paper.
3. The essay MUST have a cover page.
 - a. The cover page must include the title and MIST ID only.
 - b. The competitor's name must not appear anywhere on the submission.
4. If outside sources are used, proper MLA citations as well as a "Works Cited" page must be included in the essay.
5. No forms of AI are permitted for this competiton. Any usage is grounds for point loss and/or disqualification.
6. A PDF copy of the prepared essay must be submitted via MyMIST two weeks before the Regional Tournament.
 - a. Late submissions will result in a point deduction on your final score.
 - b. Your region may have different deadlines for this competition. Contact your Regional Competitions Headquarters for more information.
7. This will be an entirely virtual competition. As such, competitors are not required to turn in a copy during the tournament.
 - a. Entries should be typed in black ink only.
 - b. Entries can be double or single-spaced.
8. The written essay shall be a minimum of 1,500 words and a maximum of 2,000 words.
 - a. All abbreviations, acronyms (excluding a, an, the) will be counted.
 - b. Only the first 2,000 countable words will be read.
9. Competitors will be judged according to the Prepared Essay Ballot.

Checklist:

- PDF copy of written essay and written statement submitted on MyMIST 2 weeks prior to the tournament.
- Written statement based on interview questions (Section D of Prepared Essay Ballot).
- Both the submission and the written statement should be clearly labeled with:
 - MIST IDs
 - Name of Competition

DETAILED BALLOT: PREPARED ESSAY

Section A: Technical

Conventions

Points: 5

- Is the essay mostly free of spelling mistakes?
- Is the essay mostly free of grammatical mistakes?
- Is the essay mostly free of punctuation mistakes?

Presentation

Points: 5

- Is the essay typed?
- Is the essay double spaced with type 12 font?
- Does the essay have a cover page with the title and the MIST ID only?
- Is the essay between 1,500 - 2,000 words?
- Are the quotes that have been used given due credit?

Section B: Content

Ideas and Development

Points: 25

- Did the writer address their topic with sufficient detail?
- Did the writer take a unique approach in addressing the topic?
- Did the writer stay on topic throughout the essay?
- Did the writer use a balance of showing and telling to paint a picture in the reader's mind?
- Was the theme or message clear to the reader?
- Was there outside information used and cited within the essay?

Organization

Points: 25

- Did the introduction include a unique start, a clear thesis statement, and concise controls that grabbed the attention of the reader?
- Was there an adequate amount of details, examples, and support for each control? Did the supporting details reflect the controls?
- Does the title stand for the entire essay and not just a part of it?
- Did the conclusion link back to the introduction and leave a lasting impression on the reader?

Sentence Fluency

Points: 10

- Did the writer vary sentence types by using a mixture of simple and complex sentences?
- Do most sentences begin with different words?
- When read aloud, does the reader hear a rhythm behind the sentence?
- Was there a logical progression of ideas?

Section C: Style

Word Choice

Points: 10

- Did the writer use thoughtful adjectives that helped create an image in the reader's mind?
- Did the writer use strong action verbs that help support the essay's message? (ex: "cruise" instead of "drive," "stroll" instead of "walk")
- Did the writer use precise nouns that helped present a clear and distinct message? (ex: "7th grade students" instead of "students," or "science project" instead of "project")
- Did the overall usage of words create color and texture in the description? Was it clear that the writer took risks

Voice**Points: 5**

- Does the reader show passion about his/her topic?
- Is the tone natural and consistent, reflecting original thinking and expression?
- Does the writer capture a tone or mood with his/her words?

Section D: Application of Theme**Written Statement****Points: 15**

- There is a strong, clearly evident relevance to the theme.
- The theme is expressed in a unique or outstanding way.
- Purpose and inspiration of writings are clearly articulated and show evidence of reflection and/or research.
- Essay is easily understandable for Muslim and non-Muslim alike.

Judges will use the following questions to gauge the competitors' understanding of the theme and how it was expressed in their work. Judges will then proceed to scoring.

1. How did you aim to convey this year's theme in your work? In what ways does your written piece represent your individual point of view, imagination, creativity, and individuality?
2. Explain your purpose in writing this piece and describe how you achieved that goal. Describe any influences from literature, written pieces, writers or styles that contributed to the development of this written piece.
3. What elements or principles of writing did you use?

PREPARED ESSAY BALLOT

		Subtotal
Section A	Conventions	____ / 5 points
Section B	Presentation	____ / 5 points
Section B	Ideas and Development	____ / 25 points
Section B	Organization	____ / 25 points
Section B	Sentence Fluency	____ / 10 points
Section C	Word Choice	____ / 10 points
Section C	Voice	____ / 5 points
Section D	Application of Theme	____ / 15 points

Total: ____/100 Points

Overall Judges Comments and Feedback

SHORT FICTION

Format: Online

Early Submission Requirements:

- Competitors must submit their Short Fiction piece and written statement, 2 weeks before the Regional Tournament.

Registration Guidelines:

1. A limit of two (2) students from each team may register for this competition.
2. Each student competes individually, so collaboration is not permitted.

Procedure:

1. Competitors must identify a target audience on the title page.
2. No forms of AI are permitted for this competition. Any usage is grounds for point loss and/or disqualification.
3. PDF copy of the short fiction piece must be submitted via MyMIST two weeks before the Regional Tournament.
 - a. Late submissions will result in a point deduction on your final score.
4. This will be an entirely virtual competition. As such, competitors are not required to turn in a copy during the tournament.
 - a. Entries should be typed in black ink only.
5. All submissions must:
 - a. Be either single or double spaced
 - b. Have a cover page with the title, MIST ID, and intended audience age group only. The competitor name or other identifying markers must not appear anywhere on the submission.
 - c. Be typed on 8.5 X 11 inch paper.
 - d. No more than 10 pages (exclusive of title page and written statement), Times New Roman, 12 pt font.
 - e. Include a written statement based on the interview questions
6. Competitors will be judged according to the Short Fiction Ballot.

Checklist:

- PDF copy of written Short Fiction piece and Written statement submitted on MyMIST 2 weeks prior to the tournament.
- Written statement based on interview questions (Section D of Short Fiction Ballot).
- Both the submission and the written statement should be clearly labeled with:
 - MIST IDs
 - Name of Competition

DETAILED BALLOT: SHORT FICTION

Section A: Technical

Points: 5

- Short Fiction piece does not exceed 10 (ten) pages.
- There are no identifiers on the submission aside from their MIST ID.

Section B: Content

Conventions

Points: 5

- Is the piece mostly free of spelling mistakes?
- Is the piece mostly free of punctuation mistakes?
- Is the piece mostly free of grammatical mistakes?

Ideas and Development

Points: 15

- Did the writer address the theme in a clear manner?
- Did the writer take a unique approach when addressing the theme?
- Did the writer stay on topic throughout the entire submission?
- Was the main idea or message clear to the reader?

Organization

Points: 10

- Is the title relevant and applicable to the story?
- Does the story have a logical series of events?
- Were there adequate details that led to a natural flow between introduction, plot, climax, and resolution?
- Were the paragraphs well-developed with natural transitions?
- Was the story original, not falling into cliché story lines?

Sentence Fluency

Points: 15

- Did the writer vary sentence types by using a mixture of simple and complex sentences?
- Do most sentences begin with different words?
- When read aloud, do the sentences flow well together?
- Was dialogue used where appropriate?

Section C: Style

Word Choice

Points: 20

- Did the writer use thoughtful adjectives to create more vivid imagery?
- Did the writer use strong action verbs to support the essay's message (i.e. "cruise" instead of "drive," or "stroll" instead of "walk")?
- Did the writer use precise nouns to help present a clear and distinct message (i.e. "7th Grade students" instead of just "students," or "Science project" instead of "project")?
- Was the dialogue formatted in an appropriate way?
- Did the overall usage of words create color and texture in the writing? Was it clear that this writer took risks with their word choice?

Voice

Points: 15

- Was the writer able to distinguish a clear voice in the story?
- Is the tone natural and consistent, reflecting original thinking and expression?
- Does the writer capture a tone or mood with his/her words?
- Does the writer appropriately reach the target audience?

Section D: Application of Theme

Written Statement

Points: 15

- There is a strong, clearly evident relevance to the theme.
- The theme is expressed in a unique or outstanding way.
- Purpose and inspiration of writings are clearly articulated and show evidence of reflection and/or research.
- Short Fiction piece is easily understandable for Muslim and non-Muslim alike.

Judges will use the following questions to gauge the competitors' understanding of the theme and how it was expressed in their work. Judges will then proceed to scoring.

1. How did you aim to convey this year's theme in your work? In what ways does your written piece represent your individual point of view, imagination, creativity, and individuality?
2. Explain your purpose in writing this piece and describe how you achieved that goal. Describe any influences from literature, written pieces, writers or styles that contributed to the development of this written piece.
3. What elements or principles of writing did you use?

SHORT FICTION BALLOT

		Subtotal
Section A	Technical	_____ / 5 points
Section B	Conventions	_____ / 5 points
Section B	Ideas and Development	_____ / 15 points
Section B	Organization	_____ / 10 points
Section B	Sentence Fluency	_____ / 15 points
Section C	Word Choice	_____ / 20 points
Section C	Voice	_____ / 15 points
Section D	Overall Experience	_____ / 15 points

Total: _____/100 Points

Overall Judges Comments and Feedback

SPOKEN WORD

Format: In-Person

On-Site Submission Requirements:

- Three (3) copies of the Spoken Word piece must be submitted to judges on-site, at the time of the competition.

Registration Guidelines:

1. A limit of two (2) students from each team may register for this competition.
2. Each student competes individually, so collaboration is not permitted.

Procedure:

1. Competitors must come prepared with copies of their Spoken Word Pieces.
 - a. MIST will not photocopy any spoken word pieces pieces of spoken.
 - b. The competitor must compete with the piece that is submitted at that time.
2. Orations must be labeled with the MIST ID ONLY. The competitors name must not appear anywhere on the work.
3. All competitors are to report to the competition room at the same time, which will be designated in the competition schedule.
4. No forms of AI are permitted for this competiton. Any usage is grounds for point loss and/or disqualification.
5. Spoken word pieces will be judged based on the following criteria: writing, performance, originality, sincerity, and inspiration.
6. The Spoken Word piece must be relevant to the annual theme in some capacity to recieve full marks as listed in Section D.
7. The performance should not exceed more than six (6) minutes.
 - a. Points will be deducted from the total score if the performance exceeds the allotted time when visible time signals have been given by the moderator, judge or the authorized timekeeper.
8. No instruments can be used for the performance.

DETAILED BALLOT: SPOKEN WORD

Section A: Technical

Points: 10

- Did the piece last less than six minutes?
- The participant gives no identifiers aside from their MIST ID.
- Participant looks credible and dressed for an interview.
- There are three (3) copies of the spoken word piece.

Section B: Written

Points: 35

- Is the Spoken Word piece free from any inappropriate content? If it contains profanity, sexual innuendo, etc., do not score the rest of the section; the competitor receives 0/35. If not, continue scoring.

Content

- Is the structure of the piece easy to follow?
- Is the Spoken Word well written (i.e. Are rhyme, metaphors, and figurative language present in the piece)?
- Does the Spoken Word show originality and creativity?

Section C: Performance

Stage Presence

Points: 25

- Is there a connection with the audience, energy, and excitement?
- Do the competitors make use of the stage space? (i.e. Movement, body language.) Are bodily movements used in an effective manner.
- Does the competitor's performance grab your attention and convey sincerity and inspiration?

Familiarity

Points: 20

- Are the words clear and easy to understand? (In their presentation, not interpretation) Is pronunciation acceptable?
- Are rate, pitch, and volume appropriate? Is vocal variety adequate?
- Does the competitor set an adequate mood relating to their spoken word piece?

Section D: Overall Experience

Points: 1-10

After the perusing of the extemporaneous speaking content, performance, and interview, rate the entire experience from 1 to 10:

- 1 being very poor (no organization, intonation, or relation to the theme)
- 4 to 6 being average
- 10 being exceptional (memorable performance, sound understanding of the theme, exceptional spoken word performance).

SPOKEN WORD BALLOT

		Subtotal
Section A	Technical	____ / 10 points
Section B	Content	____ / 35 points
Section C	Stage Performance	____ / 25 points
Section C	Familiarity	____ / 20 points
Section D	Overall Experience	____ / 10 points

Total: ____/100 Points

Overall Judges Comments and Feedback

CATEGORY IV: BRACKETS

Debate:

Are you great at winning arguments? Do you have the poise of a public speaker and the convincing tone of a scholar? Join debate to compete with others who are just like you.

Math Olympics:

Think you have what it takes for the olympics? Earn the title of true Math Olympian in this intense battle of numbers.

MIST Quiz Bowl:

Do you get an adrenaline rush at knowing the answer to any question asked? Are you a memorization whiz? Then MIST quiz bowl is the competition for you!

Improv:

This competition is a fun way to display your creativity under spontaneous and timed circumstances. Each team must impress the judges in various hypothetical scenarios while under pressure to think on their feet and make the audience laugh!

DEBATE

Format: In-Person

Registration Guidelines:

1. A maximum of two (2) students from each team may register for this competition, with no substitutions.
2. This competition is a team effort, but students are also permitted to register solo. If solo, students must fill both roles for their team.

MIST Parliamentary Debates attempt to transform detailed discussions that occur in the House of Commons to a format that teaches principles of reasoning, argument, and quick-wit. In addition, the Resolutions (i.e. debate topics) of Parliamentary Debates must be a question of policy (ex. Capital punishment is an effective deterrent to murder).

Note: Parliamentary Debate is a Bracket Competition, which stipulates that it is an elimination competition. There are:

- Two rounds of Preliminaries
- One Quarterfinal Round (top 8 teams)
- One Semifinal Round (top 4 teams) and one Final Round.

In the event that an odd number of teams are present at the very first preliminary round of the Parliamentary Debate Tournament, even-numbered pairs will be made, with a randomized odd team sitting out the first preliminary, and competing in the 2nd preliminary round.]

All teams regardless of round results advance to Round 2 of preliminaries.

Debate will follow a win versus lose structure as opposed to being points based.

Procedure:

1. The total scores from each preliminary round will be calculated and the 8 teams with the highest scores will proceed to the next round.
2. The moderator of a Parliamentary debate is called the “Speaker” and all debaters must address themselves to “Mr. [or Madam] Speaker” at the outset of their speeches.
 - a. The affirmative side is called the “Government” while the “Opposition” represents the negative.
 - b. Participants in the debate and members of the audience are referred to collectively as the “House” while the resolution is simply termed the “Bill”.
 - c. Debaters must always refer to one another in the third person (for example, “the Prime Minister”, “Leader of the Opposition”). They must not call other debaters by their real names.
3. Members will speak only when called upon by the Speaker or when allowed a ‘Point of Information.
4. Debaters shall not use profane or offensive language.
5. No forms of AI are permitted to prep for this competition. Any usage is grounds for point loss and/or disqualification.
6. During the final rebuttal speeches presented by the Leader of the Opposition and the Prime Minister, debaters may not bring up any new arguments or new evidence except in direct refutation of material which has already been presented.
7. Competitors are allowed to bring in notes and outlines on the Resolution and may refer to them at any point during the debate. Electronic device usage is not permitted during the competition.
 - a. If needed, competitors will be provided with scrap paper for tracking their opponent's arguments.
8. Competitors will not be permitted to view completed ballots at any point during the tournament, only at its conclusion.
9. In the event of less than 8 teams being present for preliminaries, the top 6 will proceed to quarterfinals.

10. Parliamentary Debate topics will be announced in a random order and are available at www.getmistified.com/rulebook.

DEBATE STRUCTURE

Speaker	Roles and Debate Order	Time (Minutes)
Prime Minister (PM)	Constructive Speech + Rebuttal	7
Leader of Opposition	Constructive Speech + Rebuttal	7
Crown Minister	Constructive Speech + Rebuttal	7
Member of Opposition	Constructive Speech	7
Prime Minister	Rebuttal	3
Leader of Opposition	Rebuttal	3

PM Constructive Speech (7 minutes):

- Has the Burden of Proof and must show why the government side must be adopted.
- Introduces resolution, defines major terms, presents the basic government case (position) along with three or more constructive points (reasons) in favor of the House adopting the resolution.

LO (7 minutes)

Constructive Speech:

- The LO presents a new independent argument relating to the case. Outlines why the government case is flawed/wrong.
- Refutes the government case, explaining why the solution won't work or why the problem does not actually exist.

Rebuttal:

- Introduces new Opposition rebuttal points (specific additional reasons raised by the Opposition for why the Government case is wrong).
- The LO may also pose questions to the Government. Questions may be asked for clarification, or meant to corner opponents (not rhetorical).
- Government may not ask questions during this section, and may freely choose to answer or refuse to answer specific questions.

CM (7 minutes)

Constructive Speech:

- Brings forth additional one or two arguments supporting the government.
- The CM rebuilds the Government position and the original points introduced by the PM.

CM Rebuttal:

- Goes through the points presented by the LO and rebuts them.
- The rebuttal should challenge the assumptions, and challenge the premises made by the Opposition.

MO (7 minutes)

Constructive Speech:

- Brings forth the bulk of the opposition arguments, introducing 3 or 4 points.
- The MO rebuilds the Opposition position and reconstructs the points introduced by the LO.

PM Rebuttal (3 minutes):

- Rebuild critical aspects of Government case and sum up entire debate by showing why the Government has won the debate.
- No new evidence or arguments may be presented here.

LO Rebuttal (final 3 minutes):

Offers a rebuttal to the Government, summarizes the Opposition side and restates the Opposition points. No new evidence or arguments may be presented here.

Special Feature – Points of Information

- Points of Information (POIs) are a unique feature of Parliamentary Debates.
- POIs are opportunities for debaters to rise during the opposition’s speeches and offer a question or comment.
- To receive permission to present a POI, a debater must say “Point of Information” and place one hand on his/her head with one hand held out palm up.
- The speaker then knows the debater is interested in stealing the floor and may decline this request by waiving the individual down or saying “No thank you”.
- The POI can be used to clarify something or point out a flaw or contradiction in the speaker’s argument or make a comment that will link to something the opposition will discuss later. POIs must be kept very brief and to the point (5-10 seconds).
- Only 2 POIs can be offered during any speech.
- POIs cannot be offered during the first and last minute of constructive speeches. No POIs may be offered during the last two speeches.
- The entire final LO and PM rebuttals are protected and POIs cannot be offered during this time.

The Speaker

- The Speaker acts as the timekeeper and introduces each debater before speaking.
- Before beginning, the Speaker will write the exact resolution and the names of debaters in their speaking order on a blackboard clearly visible to all judges.
- The Speaker will also flip a coin to determine which team will represent the Government and which will represent the Opposition.

The Speaker’s Script is presented below:

“The House will come to order. I am pleased to welcome you all to this _____ round.

The topic under debate today is “Be it resolved, that _____

On my right, representing the Government, are:

The Prime Minister: _____ and The Crown Minister: _____.

Speaking for Her Majesty’s Loyal Opposition will be:

Member of the Opposition _____ and The Leader of the Opposition: _____.

On behalf of the House, I extend a special welcome to our Judges:

_____, _____, and _____.

I, _____, am your Speaker. The Government and Opposition will now be allowed five (5) minutes to prepare their cases.”

1. After the Prime Minister's Speech, the speaker shall say: "I thank the Prime Minister for his/her remarks. We shall now hear the Leader of Opposition."
2. After the Leader of Opposition Speech, the speaker shall say: "Thank you for your remarks. I now call upon the Crown Minister to deliver his/her speech."
3. After the Crown Minister's Speech, the speaker shall say: "Thank you. A speaker for the Opposition will now deliver a speech opposing the Bill."
4. After the Member of the Opposition's speech, the speaker shall say: "I thank the member of the Opposition, and now call upon the Prime Minister to present the Government's final rebuttal. During this final rebuttal, no new arguments may be made."
5. After the Prime Minister's Speech, the speaker shall say: "Thank you. The Leader of the Opposition will now deliver the last speech opposing the Bill."
6. Finally, the speaker shall say: "On behalf of the House, I thank the Judges for their assistance; I congratulate all the debaters on their performances; and I thank the members of the House for their attentiveness. Since this debate is now concluded and there is no other business on the Order Paper, the House stands adjourned."

Judging Criteria

1. Organization: The speech should be well structured, logical & coherent, containing an effective introduction and conclusion.
2. Evidence/Logic: Facts, statistics & authorities offered in support of contentions must be sound.
3. Credit should be given for thorough and relevant research.
4. Delivery: Poise quality & use of voice, combined with emphasis, variety and enunciation.
5. Effectiveness and ease of gestures, and eye contact should be assessed.
6. Refutation/Clash: The ability to apply logic and evidence in refuting the opponents' contentions while defending your own.
7. Format: Does each debater demonstrate an understanding of parliamentary procedure & adhere to the rules of the house? Are points of order & privilege appropriately used?

Note to Judges and Competitors:

1. Due to the structured and formal nature of Parliamentary Debates, judges and competitors are required to be careful listeners, tracking each statement and argument, and weighing each piece of evidence in lieu of the topic.
2. Judges will be required to follow each team's arguments very carefully, making special note of what they present, how they respond to their opponents, and how effectively their statements and evidence drive home the arguments that they are attempting to make.
3. The end goal of debate is ultimately to decide which of the teams presented the most compelling arguments, and put up the best defence against their opponents' arguments, not only the quality of the delivery.
4. Judges will take all factors into account, and offer their grading on a holistic level, making sure never to allow personal biases or predispositions concerning the debaters or the topics to impact their ruling.

Note to Organizers and Competitors:

1. Reminder: Only the top 4 teams from debate may qualify for the National Tournament.
2. Regions are asked to hold a 3rd place match concurrently with the final match, so that the semi-finalists are guaranteed 2 matches each. With this addition, the third rank will be determined more fairly. (One finals match to determine first and second place, and one third place match to determine third and fourth place).

DEBATE BALLOT

Prime Minister: _____

Crown Minister: _____

CRITERIA FOR INDIVIDUAL EVALUATION A scale of 1 to 5, wherein 1 is poor and 5 is excellent	
1 2 3 4 5	<p style="text-align: center;">Organization:</p> <p>The speech should be well structured, logical and coherent, containing an effective introduction and conclusion.</p>
1 2 3 4 5	<p style="text-align: center;">Evidence/Logic:</p> <p>Facts, statistics and authorities offered in support of contentions must be sound. Credit should be given for thorough and relevant research.</p>
1 2 3 4 5	<p style="text-align: center;">Delivery:</p> <p>Quality of poise and use of voice, combined with emphasis, variety and enunciation. Effectiveness and ease of gestures and eye contact should be assessed.</p>
1 2 3 4 5	<p style="text-align: center;">Refutation/Clash:</p> <p>The ability to apply logic and evidence in refuting the opponents' contentions while defending your own.</p>
1 2 3 4 5	<p style="text-align: center;">Format:</p> <p>Does each debater demonstrate an understanding of parliamentary procedure & adhere to the rules of the house? Are points of order and privilege appropriately used?</p>

1 2 3 4 5

1 2 3 4 5

1 2 3 4 5

1 2 3 4 5

1 2 3 4 5

Total: /25

/50 x 2 = /100 Team Total

Total: /25

DEBATE BALLOT

Leader of the Opposition: _____

Member of the Opposition: _____

CRITERIA FOR INDIVIDUAL EVALUATION A scale of 1 to 5, wherein 1 is poor and 5 is excellent		
1 2 3 4 5	<p style="text-align: center;">Organization:</p> The speech should be well structured, logical and coherent, containing an effective introduction and conclusion.	1 2 3 4 5
1 2 3 4 5	<p style="text-align: center;">Evidence/Logic:</p> Facts, statistics and authorities offered in support of contentions must be sound. Credit should be given for thorough and relevant research.	1 2 3 4 5
1 2 3 4 5	<p style="text-align: center;">Delivery:</p> Quality of poise and use of voice, combined with emphasis, variety and enunciation. Effectiveness and ease of gestures and eye contact should be assessed.	1 2 3 4 5
1 2 3 4 5	<p style="text-align: center;">Refutation/Clash:</p> The ability to apply logic and evidence in refuting the opponents' contentions while defending your own.	1 2 3 4 5
1 2 3 4 5	<p style="text-align: center;">Format:</p> Does each debater demonstrate an understanding of parliamentary procedure & adhere to the rules of the house? Are points of order and privilege appropriately used?	1 2 3 4 5

Total: /25

/50 x 2 = /100 Team Total

Total: /25

MATH OLYMPICS

Format: In-Person

Registration Guidelines:

1. A limit of two (2) students from each team may register for this competition.
2. Each student competes individually. As such collaboration is not permitted.

Procedure:

1. No knowledge of Trigonometry or Calculus is required. An understanding of only Geometry, Algebra I & II and Statistics & Probability are sufficient for a student.
2. A number 2 pencil is required.
3. Basic scientific calculators are allowed. Calculators with graphing ability, such as the TI-83 or higher, are NOT allowed.
4. Students will get a set of problems in different rounds. The student with the highest number of points moves on to the next round.
5. A ballot is not provided for this competition, as scoring will be based solely on test performance.
6. Electronic device usage is not permitted during the competition.

Layout:

1. The competition will be split up into three portions.
 - a. The first portion will be the MIST Math Olympics Pretest.
 - b. The second portion will be the CIPHERING Round I.
 - c. The last portion will be the CIPHERING Round II.
 - d. If two or more competitors tie by the end of CIPHERING Round II, then the competitors will go into the CIPHERING Bonus Round.
2. The Pretest will consist of 30 different questions ranging from Geometry and Algebra and will be one hour long.
3. The two CIPHERING Rounds will both contain 10 questions each of which will be given two minutes.
 - a. Anyone that answers the question correctly in the given time will be awarded a point.
 - b. Additionally the first finisher with the correct answer of each question will receive 4 additional points for a total of 5, second will receive 3, third 2, and fourth will receive 1.
4. The cIPHERING round questions are not only designed to be difficult but also put the competitor under time pressure by giving him/her only a couple minutes to answer each question.
5. The top 10 competitors from the pretest make it to CIPHERING Round I. The top 5 competitors from CIPHERING Round I make it to CIPHERING Round II.

Notes:

1. The problems will be rated from (0,1,2,3) with 0 being easy, 1 being fair, 2 being difficult, and 3 being challenging.
 - a. Type zero (0) questions will only be found on the pretest.
 - b. Type one (1) may be found on the pretest or CIPHERING I.
 - c. Type two (2) may be found on the last couple questions of the pretest, or CIPHERING Rounds I and II.
 - d. Type three (3) questions may be found in CIPHERING Round II or the CIPHERING Bonus Round.

MATH OLYMPICS STUDY GUIDE

1. **Geometric Formulas (The competitor will be asked to recognize or apply these formulas)**
 - a. Area and Perimeter of two dimensional shapes
 - b. Volume and Surface Area of three dimensional shapes
 - c. Arc length formula
 - d. Slope of Line
 - e. Midpoint and Distance Formula
 - f. Equation of a circle
2. **Geometry (The competitor needs to have a strong understanding of these topics)**
 - a. Find the point of intersection between two lines
 - b. Find a line parallel/perpendicular to a given line
3. **Graphing (The competitor will be asked to apply these methods)**
 - a. Graphing a function
 - b. From a given graph determine if the equation is a function
 - c. Identify an odd or even function
4. **Algebraic Formulas and Methods (The competitor will be asked to apply these methods)**
 - a. Quadratic Formula
 - b. Pascal's Triangle
 - c. Finding a quadratic equation from given points
 - d. Factoring
 - e. Simplifying polynomial expressions
 - f. Simplifying expression with radicals
 - g. Finding max and min
 - h. Describing the nature of the roots
 - i. Given $g(x)$ and $f(x)$, then find $f(g(x))$.
5. **Algebra (The competitor needs to have a strong understanding of these topics)**
 - a. Mean, Median, and Mode
 - b. Logarithmic functions
 - c. Inverse functions
 - d. Range and Domain
 - e. Basic rate functions
 - f. Factorials
 - g. Inequalities
6. **Probability and Statistics**
 - a. Combination
 - b. Binomial Probability Formula
 - c. Mean, median, mode and standard deviation
7. **Trigonometry**
 - a. Triangles
 - b. Sines, cosines, and tangents
 - c. Pythagorean Theorem and Identities
8. **Logic**
 - a. Puzzles
 - b. Set Theory
 - c. Model Theory

MATH OLYMPICS QUESTION GUIDE

Example Geometric Formula Questions:

1. The circumference of a circle is 8π , find the area of the circle. (0)
2. Calculate the volume + surface area of a box with the dimensions: $l = 30\text{cm}$, $w = 5\text{cm}$, $h = 10\text{cm}$. (1)
3. A right triangle has a hypotenuse which measures 10cm. If one of the sides measures 8cm, then find the length of the other side. (0)
4. There exists an arc with the length $6\pi\text{cm}$ which is formed by the angle of 270° . Find the radius. (1)
5. A line passes through the point (4,5) and (-2,8). Find the equation of the line. (0)
6. There exists a line segment with its endpoints at (-1,-2) and (4,8). Find the midpoint of the line segment. (0)
7. A circle has the radius of 8 with its center at (2,4). Find the equation of the circle. (0)
8. Find the distance between the points (1,2) and (6,7). Leave the answer in simplest radical form. (1)
9. Given the points A (1,-3) and B (-5,11), find the equation of the line perpendicular to the line segment AB which crosses at the midpoint of AB. (2)

Example Geometry Questions:

1. Find the distance between the lines $y = 3x + 4$ and $y = 3x - 5$ and give the equation of the line perpendicular to $y = 3x + 4$ which crosses the point (2,1). (2)
2. Given a 45-45-90 triangle with the height of 5cm, find the hypotenuse of the triangle. (0)
3. If $f(x) = 2x + 8$ and $g(x) = \frac{x}{3} - 4$, then find the point of intersection of the two lines algebraically. (1)
4. Given a 30-60-90 triangle, if the length of its smallest side is 4 cm, then find the length of the height and the hypotenuse of the triangle. (1)

Example Graphing Questions:

1. Solve and graph the function $3 \geq |x + y|$ using complete solution curves. (2)
2. The equation, where y is a function of x , has the following coordinates. Is the equation a function? Explain. (1)

Y	X
1	3
2	3
3	4
4	5

3. Does there exist a cubic* function which is even? (1)
 - a. Cubic in this case means that does there exists any constants a , b , c , and d , where the function $ax^3 + bx^2 + cx + d$ will be an even function given $a \neq 0$.

Example Algebraic Formulas and Method Questions:

1. Simplify* the following expression: $\frac{1}{2+\sqrt{3}}$ (1)
 - a. *Remember simplifying an expression means to annihilate any radicals in the denominator and leave any radicals in the numerator in simplest radical form.
2. Simplify* the following expression: $\frac{1}{2+\sqrt{5}-\sqrt{7}}$ (3)
 - a. *The question simply wants to know if you are able to remove all radicals in the denominator. Therefore for the sake of time conservation you may leave the numerator not simplified.
3. Simplify the following expression: $\frac{x^3+5x^2+6x}{x^2+2x}$. (1)
4. Find the roots of the function: $y = x^2 + 10x + 5$ (1)
5. An arrow is shot which reaches the height of 10cm and lands 5cm away from the shooter. If all else equals* find the formula of the quadratic equation which best represents the path of the arrow. (2)
 - a. *The term "if all else equals" simply means that all other variables are held constant. For example wind speed and other variables will not affect the question.
6. Meshall scored a grade of 79 and 92 on her first two tests. What is the minimum score Meshall needs on her next exam to achieve a final grade of 90? Assume all exam grades are weighted equally. (1)
7. Find the middle term of the expansion $(2x + 3)^6$ (2)
8. Given $x^2 + 4x - 20 = 0$, describe the nature of the roots. (1)

Example Algebra Questions:

1. If $f(x) = 3x + 8$ and $g(x) = x^2 - 2x$, then find $f^{-1}(g(3))$. (2)
2. If $\log_2 64 = n$ then find n. (0)
 - a. *This problem may deserve a level of (1) in difficulty, but in this case the answer should be observably trivial after completing one step, thus given a rating of (0).
3. Simplify* the expression: $\log_3(3^3\sqrt{81}) - \log_9(27^{-6}) + 3\log_{81}9$. (3)
 - a. *Simplification of log expressions could in this case mean combining the logs.
 - b. However doing that would be extremely messy and deserving a rating higher than a (3). Rather, solve this expression such that you have an answer with no logs, thus a quantitative result.
4. Find the range and domain of $y = \sqrt{x + 2}$. (0)
5. An automated tennis ball dispenser dispenses 45 ball per minute. If an automated baseball dispenser dispenses baseballs 20% faster than the tennis ball dispenser, then how fast does the baseball dispenser dispense every hour? (1)
6. A car was purchased at \$45,000. After three years the car is now worth \$32,000. Find the rate of depression per year. Leave the answer to the nearest percent. (2)
7. Simplify the following expression: $\frac{(x+2)!}{x!}$ (1)

Example Probability Questions:

1. A committee of 6 people is to be selected from a group of 10 women and 4 men. What is the probability that the committee consists of 3 women and 3 men? (2)
2. Javaria is a professional basketball player who has determined that she makes nine 3pt shots per every ten attempts. What is the probability that out of 25 shots she misses 4? (1)

Example Logic Questions:

1. How many ways can the letters of the word TEAM be arranged? (1)
2. If the operation $a \cdot b$ is defined by $a^b + b$, such that $a \cdot b = a^b + b$, then find n , where $n \cdot 2 = 38$. (1)

Answers begin below.

If you have any questions regarding how to solve these problems, please contact competitions@getmistified.com.

Geometry Formula Questions:

1. 16π
2. Volume = $1,500 \text{ cm}^3$, Surface Area = $1,000 \text{ cm}^2$.
3. 6 cm
4. $r = 4$
5. $y = \frac{-x}{2} + 7$
6. (5,3)
7. $x - 22 + (y - 4)^2 = 64$
8. $5\sqrt{2}$
9. $y = \frac{3x}{7} + \frac{34}{7}$

Geometry Questions:

1. Distance = 9 units*, $y = -\left(\frac{x}{3} + \frac{5}{3}\right)$. *Since the units were not provided, distance = 9 will also be accepted. However, be sure to provide units in your answer if it is provided in your question.
2. $5\sqrt{2} \text{ cm}$
3. $\left(-\frac{36}{5}, -\frac{32}{5}\right)$
4. Height = $4\sqrt{3} \text{ cm}$, hypotenuse = 8 cm

Graphing Questions:

1. $3 - x \geq y \geq -3 - x$. The graph of the inequality will look like the shaded region between the lines $y = 3 - x$ and $y = -3 - x$.
2. The curve is not a function. Fails to pass the vertical line test.
3. No, by the definition of an even function.

Algebraic Formulas and Method Questions:

1. $2 - \sqrt{3}$
2. $\frac{-(2-\sqrt{5}+\sqrt{7})(-8-2\sqrt{35})}{76}$
3. $x + 3$
4. $x = -5 \pm 2\sqrt{5}$
5. $y = \frac{-8x^2}{5} + 8x$
6. 99%
7. $4320x^3$
8. Real, irrational and unequal.

Algebra Questions:

1. $\frac{-5}{3}$
2. $n = 6$
3. $\frac{31}{2}$
4. $D: [-2, \infty), R: [0, \infty)$
5. 3240 baseballs/hour
6. rate of depression = 11%
7. $x^2 + 3x + 2$

Probability Questions:

1. 16%
2. 14%

Logic Questions

1. 24 possible combinations
2. $n = 6$

MIST QUIZ BOWL

Format: In-Person

Registration Guidelines:

1. Teams will consist of a minimum of two (2) members and a maximum of six (6). At any given time, only a maximum of four (4) students can play. A student can substitute for another student **ONLY** between rounds.
2. If your team has six (6) students, there will be four (4) starters and two (2) people on the bench.
3. Tip: the more students you have on your bowl team, the better it is for your team.
 - a. This way, each student can study one of the six scholastic bowl categories.

Preliminary/Quarterfinals/Semifinal Round Procedure:

1. A preliminary/quarterfinals/semifinal competition consists of three rounds, with a total of 42 questions.
 - a. A round consists of 7 questions each from 2 categories, with a total of 6 categories covered by the end of competition.
 - b. Questions for the entire competition are printed in one packet, with each round clearly marked - Appropriate point values are pre-assigned.
2. Each tournament will have three (3) preliminary rounds, one (1) quarter final, one (1) semi final, and one (1) final round.
 - a. Elimination for preliminary rounds will only take place after all three rounds are completed.
3. Each team is allowed 6 members, with no more than 4 members participating per round.
 - a. Teams are allowed to shuffle their players **ONLY** between rounds.
 - b. Judges will announce which two categories are being played in each round so that each team may arrange itself accordingly.
4. In the case questions are challenged, after the round concludes, judges will use their discretion and deliberate before points are awarded or deducted.

Every MIST Bowl room is required to have a minimum of 3 teams and a maximum of 4.

Round One

The competition begins with the judges explaining the rules of Round 1 to the competitors. Judges will tell the teams which two categories are represented in Round 1.

1. This round begins with the judge reading the point value of the question first, and then proceeding to read the question aloud.
2. Only after the judge has finished reading the **entire** question and says "Done" may the competitors buzz in.
3. The "Done" rule will only be applicable for Round 1, and will be dropped for the rest of the rounds.
4. If a team buzzes in before the entire question is read, then they will not have the opportunity to answer that question.
5. It is up to the judges' discretion to select whether or not teams have adhered to the done rule.
6. The first team to buzz in after the judge has said "Done" must begin to answer within 10 seconds and must finish answering within 30 seconds. This means that you have a total of 30 seconds to provide a complete answer.
7. If judges suspect that you are stalling on a question or are "buying time," they have the right to penalize you accordingly.
8. Once buzzed in, judges are not allowed to repeat the question.
9. A correct answer wins points and an incorrect answer does not penalize the team. If an incorrect answer is given, then the floor is reopened once the judge has said "incorrect."

10. The question may now be answered by the next team to buzz in for half of its original point value, with a 10 second limit given on the response.
11. Teams can buzz in as soon as buzzers are reset or they can wait for the judge to read the question again.
12. Only two teams can attempt to answer any single question, after which, if both teams are unsuccessful, the judge will give the answer and proceed to the next question.
13. The entire round consists of 14 questions from two categories. Scores will not be released to the competitors after the end of any round.

Round Two

1. This round follows with the next two categories of questions as they are listed in the packet. The topics will be announced at the beginning of the round by the judges.
2. The rules for Round 2 are identical to the rules in Round 1, except the "Done" rule will be dropped for Rounds 2 and 3.
3. Judges will read the point-value of the question first, and then proceed to read the question.
4. If a competitor believes that they can anticipate the answer of the question being read, they may buzz in early and answer the question.
5. If the student interrupts the moderator to give an answer, the student should immediately give the answer.
6. The competitor must respond within the 10 second limit of buzzing in, and if incorrect, the question will be opened to the floor for all other teams.
7. Once buzzed in, judges are not allowed to repeat the question.
8. Teams can buzz in as soon as the judge announced a teams answer is wrong, or they can wait for the judge to read the question again.
9. In this round, incorrect answers are penalized. For example, if a team were to respond incorrectly to a 70 point question, then 70 points are deducted from their running total.
10. When the floor opens for other teams to steal the question, the question point values are halved. Using the example from before, if a team stole a 70 point question, they would be awarded 35 in the case of a right answer and would have 35 points deducted if they answered incorrectly.

Round Three

1. Round 3 then follows in the same fashion as Round 2: incorrect answers are to be penalized.
2. Judges will mention which two categories are being represented in Round 3.

General Point Summary

Round	Initial Point Value	Second Attempt Point Value	Penalty	Time to Answer
1	Stated before each question	½ of initial point value	No	10 seconds per attempt
2	Stated before each question	½ of initial point value	Yes	10 seconds per attempt
3	Stated before each question	½ of initial point value	Yes	10 seconds per attempt

Final Round Procedure

1. The finals competition consists of three rounds, with a total of 42 questions. Questions for the entire competition are printed in one packet, with each round clearly marked.
 - a. Round 1 and round 2 consist of one question related to each category printed in one packet, with each round clearly marked.
 - b. Round 1 and round 2 consist of one question related to each category, thus there are six questions per round.
 - c. In round 3, questions will proceed jeopardy-style with each team captain choosing the category and point value.

2. Each team is allowed 6 members, with no more than 4 members participating per round. Teams are allowed to shuffle their players ONLY between rounds.
3. To begin the competition, judges will explain the rules of Round 1 to the competitors.
 - a. This round is free-form, with the judge reading each question aloud.
 - b. Only after the judge has finished reading the **entire** question may the competitors buzz in, which will be signaled by the judge saying “Done.”
 - c. If a team buzzes in before the entire question is read, then they will not have the opportunity to answer that question.
 - d. It is up to the judges’ discretion to select whether or not teams have adhered to the done rule. The first team to buzz in must answer within 10 seconds.
 - e. A correct answer wins points and an incorrect answer does not penalize the team. If an incorrect answer is given, then the floor is reopened once the judge has said “incorrect.”
 - f. Once buzzed in, judges are not allowed to repeat the question.
 - g. The question may now be answered by the next to buzz in for half of its original point value, with a 10 second limit given on the response.
 - h. Only two teams can attempt to answer any single question, after which, if both teams are unsuccessful, the judge will give the answer and proceed to the next question.
 - i. Each question in this round is worth 100 points.
4. The rules for Round 2 are exactly the same as Round 1, except that teams are penalized for incorrect answers and the “done” rule will no longer be in effect.
 - a. For example, if a team were to respond incorrectly to a question, then 100 points are deducted from their running total.
 - b. If a team were to then respond to this same question incorrectly when its value has been halved to 50 points (when the floor is reopened), then that team is penalized 50 points. Each question in this round is worth 100 points.
5. In Round 3, a jeopardy-style game will be played with the team holding the lowest points choosing the category and point value.
 - a. For example, a team captain could say “History for 300 please.” Judges will then ask the appropriate question from the packet. The team with the lowest score will start off the round.
 - b. After a question has been read, any team will be allowed to buzz in to attempt an answer.
 - c. If a team answers a question correctly, then they will be able to select another question. An incorrect answer will result in a penalty as in Round 2.
 - d. Following an incorrect response, the floor will be open for answers immediately after the judge says “incorrect.” If no team is able to answer the question after 10 seconds, the same team will be able to choose another question.
 - e. Once buzzed in, judges are not allowed to repeat the question.
 - f. Note: in Round 3, a jeopardy showing the category-value matrix will be used. An assistant who is keeping score will cross off each box on the matrix when that question has been asked.
 - g. Scores will not be released to the competitors after the end of any round.
6. Judges will not announce the winner of the final competition. This will occur during the award ceremony
7. MIST Bowl topics are available at www.getmistified.com/rulebook.

Finals Point Summary

Round	Initial Point Value	Second Attempt Point Value	Penalty	Time to Answer
1	100	½ of initial point value	No	10 seconds per attempt
2	100	½ of initial point value	Yes	10 seconds per attempt
3	Jeopardy Format	½ of initial point value	Yes	10 seconds per attempt

IMPROV

Format: In-Person

Registration Guidelines:

- a. This is a gender-segregated competition. As such, each school may bring a brothers' team (consisting of a maximum of six brothers) as well as a sisters' team (consisting of a maximum of six sisters).
- b. This competition is a team effort. Teams may consist of a minimum of four (4) members and a maximum of six (6) members.

Overview

Improv, short for improvisation, is a performance that features spontaneous, unscripted elements. Playing improv games improves teamwork and teaches actors intuition, self-confidence and listening skills. This competition is done live in front of the judging panel. Depending on your region, there may also be a live audience.

Competition Structure

1. The Improv competition will consist of 3 separate rounds, with 2 competitions (games) played per round.
2. Preliminary: All registered improv teams are permitted to perform in this round, and each team will be given an opportunity to play 2 games.
 - a. The combined scores for both games should be calculated out of 100 points, and the top 4 teams with the highest ranked scores will be allowed to advance to the semifinal round.
 - b. In the event of a score tie, judges should exercise unbiased discretion as to which team should advance.
3. Semifinals: Only the top 4 advancing teams from prelims are permitted to compete in this round.
 - a. A total of 2 games between each team will be played, with a 3rd game allowed only if time permits.
 - b. The scores from each game should be calculated out of a total of 100 points and the higher scoring team will be allowed to advance to the final round.
4. Finals: For the last remaining 2 teams, a total of 2 games between each team will be played, with a 3rd game allowed only if time permits.
 - a. The final game will be scored out of 100. The scores from each game should be combined and the higher scoring team will be awarded 1st place.

Note: In the event that 4 teams or fewer register for Improv, one or more rounds can be skipped depending on the number of teams registered. Rankings should be determined by an average of all of the game scores achieved by each team.

Procedure:

1. MIST ID and order of competition will be pre-assigned on a random selection basis.
2. Competitors shall report at the appropriate time to the designated place. Competitors shall be introduced to the judges by their MIST IDs.
3. This competition consists of three (3) rounds with two (2) games each.
 - a. Each team will perform the first game, and once all teams have performed, teams will move on to the second game.
 - b. At the end of each game, judges will take a moment to write their scores, and they will also be allowed 2 minutes per team to ask questions if necessary.
 - c. Then, the subsequent game will begin.

4. All teams will have equal playing time, and they will all play the same games.
5. This competition will be moderated by a host.
 - a. The host will make introductions, announce the rules and explain the game.
 - b. The rules for each game will differ. Examples of improv games can be found on <http://improvcyclopedia.org>
6. An example of the format is as follows:
 - a. The host will begin by naming the game.
 - b. The rules and guidelines for the game will be read out loud, with the limit of players, prep time and presentation time. Ex. "The limits for this game are: Three (3) players, 30 second prep time and a two (2) minute presentation. The game will finish when the buzzer sounds."
7. The host will then randomly pick a team to come up to the stage.
 - a. The team will be asked to pick one situation out of a hat and must follow through with the situation picked.
8. Teams must adhere to the time limit.
9. If a team violates any of the game rules, a judge will sound the buzzer.
 - a. Alternatively, the buzzer will sound once time is up. Once the buzzer has sounded, all players must stop their performances, and exit the stage.
10. Once a team has presented, the next team will be called up to the stage to play the same game, but with a different situation.
11. Judging is based on improvisation, projection, articulation, wit, intelligence, believability, body language and ability to create your environment.
12. Competitors will be judged according to the Improv Ballot.
13. All competitors must adhere to the MIST Honor Code and appropriate language.
 - a. Use of any slurs, curse words, or rude language will not be tolerated and is grounds for disqualification.
14. Points will be deducted, or the team disqualified (upon judges' consideration) for inappropriate actions or comments that do not follow the Competition Guidelines.

DETAILED BALLOT: IMPROV

Criteria	Game One	Game Two	Game Three
Technical Performance <ul style="list-style-type: none"> • How well did the performers adhere to the rules of the games? • Did their act reflect the given prompts? • Did they perform within the time limits? • Did the performance adhere to the MIST Honor Code and MIST guidelines of proper conduct and speech? • If not, was the performance offensive or inappropriate? 	/20	/20	/20
Skit Structure and Organization <ul style="list-style-type: none"> • How effective was the setup, layout, placement of characters, and creation of the setting for the act? • Did the performance have a logical plot development and sequence of events? • How cohesive and understandable was the act? 	/20	/20	/20
Character Acting <ul style="list-style-type: none"> • Are character portrayals believable and memorable? • Do actors avoid the use of cliché or uninspired roles? • Do actors communicate expressively, illuminating the life, mannerisms, and reactions of their roles? 	/20	/20	/20
Acting Style and Comedic Skill <ul style="list-style-type: none"> • Do actors use their voices appropriately, enunciating and using a variety of rate, pitch, emotion, and volume? • Do actors move expressively, using appropriate body language, facial expressions, and movement? • Is creative and comedic improvisation used, including flexibility, spontaneity and risk-taking? 	/20	/20	/20
Teamwork and Team Interaction <ul style="list-style-type: none"> • Are actors able to effectively cooperate with one another as a team, without overpowering one another? • Do all team members participate equally? 	/20	/20	/20
Total Game Score	/100	/100	/100
<p style="text-align: center;">Total Averaged Score</p> <p style="text-align: center;">The average of 2 (or 3) games will be calculated. This number will be used for team rankings and advancement)</p>	/100		

CATEGORY V: GROUP PROJECTS

Business Venture:

This competition encourages you to think about the business world, become a philanthropist, and market your own products. Familiarize yourself with modern trends and market values, while developing your own fantastic product or service!

Humanitarian Service:

Work with Islamic Relief USA/Islamic Relief Canada to conduct a crowdfunding campaign for a global cause from scratch. How would YOU reach ideal funders to help a cause you are passionate about?

Nasheed/Rap:

Calling all aspiring singers! The nasheed/ rap category is ideal for anyone who desires to write unique lyrics and use their singing skills to capture people's attention about topics they are passionate about.

Science Fair:

Are you an aspiring scientist? Do you love research? Then this competition is for you! Design, conduct and share the results of your own study to a panel of esteemed judges. Don't forget to use the scientific method!

Short Film:

Showcase your editing, directing, and acting skills! Make a documentary, drama, comedy, thriller or animation to convey a particular message to the audience while relating your film to the MIST theme.

Social Media:

Are you a whiz with media platforms such as Instagram or TikTok? Have you started either reading or seeing more blogs? Take your online social habits to the next level by creating a social media presence for your MIST team!

BUSINESS VENTURE

Format: In-Person

Early Submission: Competitors must submit their business venture outline 2 weeks before the tournament.

On-Site: Three (3) copies of the business venture outline must be submitted to judges, at the time of the competition

Registration Guidelines:

1. A minimum of one (1) and a maximum of six (6) people can register for this competition.
 - a. One submission per MIST team/school.

Procedure:

1. Each participating team must prepare a business venture project that reflects this year's theme.
 - a. A venture related to the year's theme will be awarded additional marks. However, there are no points deducted if the theme is not reflected.
2. This competition consists of a) a written Business Venture outline and b) a 5-7 minute presentation.
3. Each team must have a student leader as a representative, but all team members should be involved in developing the written outline as well as the presentation of the project.
4. Competitors must submit a proposal of their desired project two (2) weeks prior to the date of the MIST tournament on myMIST.
5. Competitors must submit three (3) copies of a typed Business Venture outline on the first day of the tournament, or the day that the region has selected for Group Project submission collection.
6. Each team must present to a panel of judges for 5-7 minutes.
 - a. The presentation will be followed by a two (2) minute question and answer session.
 - b. The focus of the presentation will be to pitch your idea with the goal of convincing judges to invest in your venture.
7. The presentation should include supplemental materials. These can include:
 - a. Product samples.
 - b. Pictures or other visual or video aids (ex. PowerPoint, television advertisement, etc.).
 - c. Poster boards or display boards.
8. Project ideas must be original and innovative.
 - a. Submissions must be the entrepreneur's original idea - proof of origination should be available if requested by the judges.
 - b. The business idea may be new or already implemented by the presenting group.
9. Judging criteria will be based on the official MIST ballot for the Business Venture competition.
10. The primary criteria the judges will use in evaluating the business venture will be: "Would I invest in this company?"

Outline Details:

The following is a list of requirements for the Business Venture Outline:

1. Typed, double-spaced, Times New Roman 12 point font.
2. Cover page with the title of the project and MIST IDs only, stapled on the left side.
3. The project outline should include visual aids, such as pictures, charts and graphs. Do not include any physical samples.
4. Format should be as follows and no more than 6 pages long:
 - a. Executive Summary: A summary of your business venture project, description of your project, market analysis,

- marketing plan and financial plan. Ensure this does not exceed 2 pages.
- b. Introduction: Describe your product/service in detail.
 - i. What is the business? How does it work and how does it make money?
 - ii. What is the value of your product/service in the industry? What is the industry like?
 - c. Market Analysis: Who are your customers (i.e. the targeted market) and what are they like?
 - i. Who are your competitors and what are they doing?
 - ii. What are the market characteristics and size? Is it a growing market? Is there a demand for your product/service?
 - d. Marketing Plan: How can you reach this market?
 - i. What is your overall strategy?
 - ii. What competitive advantage(s) do you have over your competitors?
 - iii. How will you test your product/service against your targeted market?
 - iv. Ensure that you detail the specifics of your marketing plan, including timelines, and specific marketing strategies.
 - e. Financial Plan: What does your budget look like and how will you monitor costs?
 - i. How much startup funding would you need and what would you do with the money?
 - ii. What is your profit potential?
 - iii. What key financial considerations do you need to take into account?
 - f. Project Viability: What are the biggest threats to your business venture and how will you address them?
 - i. Is the venture stable and growth oriented or speculative and risky?
 - ii. What are your risk factors and how will you address them?
 - g. Discussion: How will the project contribute to the Muslim community and the community at large?
 - i. How does it relate to this year's MIST theme?
 - ii. What are some ways you can expand this project in the future?
 - h. Please note that the questions above are simply a guide. Teams do not need to answer all of the questions, however all topics (market analysis, marketing plan, financial plan...etc.) must be addressed.

Checklist:

- Business Venture Outline
- Supplemental materials for group presentation.
- The submission should be clearly labeled with:
 - MIST IDs (Every group member)
 - Name of Competition

DETAILED BALLOT: BUSINESS VENTURE

Section A: Technical

Points: 10

- Presenter(s) are on time for the competition.
- Presentation is a minimum of 5 minutes, with a maximum of 7 minutes.
 - 3 minutes are allotted for Q&A.
- There are no identifiers on the submission aside from their MIST ID.
- The presenter(s) look credible and are dressed for an interview

Section B: Presentation Components

Points: 15

Visual Aid:

- Did the presenters use a visual aid?
- Was the visual presentation neat and clearly comprehensible?
- Did the presenters clearly tie their project with the visual aid used?

Introduction, Body, & Conclusion

- Did the presenters grab your attention with their introduction?
- Was the business venture clearly stated in the introduction? Was the introduction brief and concise? Did the presenter preview and give focus to the key ideas?
- Did the presenter make effective use of signposting, internal summaries, and transitions? Was there a logical progression of ideas?
- Was adequate time devoted to each section of the presentation within the 7-10 minute time limit?
- Did the presenters conclusively tie the presentation together? Was there a note of finality?

Section C: Presentation Delivery

Points: 20

Delivery:

- Was the delivery natural, lively, and spontaneous? Was the presenters' enunciation clear and the volume appropriate?
- Did their delivery reinforce the ideas of the project?
- Were their gestures varied, movement motivated, and eye contact direct?
- Was there sufficient variety in rate, pause, and pitch?

Language Style:

- Did the presenters exhibit command of conversational style?
- Was the language suitable enough to inform the audience?
- Was the language precise, grammatically correct, and vivid?

Section D: Presentation Analysis & Content

Points: 20

- Did the presenters answer the questions clearly?
- Was the content informative? Was the information pertinent to their project idea? Was the information adequately documented?
- Was there sufficient use of logic, facts, examples, visual aids, and/or expert opinion?
- Is the business venture within the scope of the competitors' ability?
- Did the competitors approach the business venture in an original manner? Was the venture well thought out and did it show initiative in thought and design?

Section E: Business Venture Outline

Points: 35

- Does the Executive Summary identify the problem and the business proposition for solving the problem?
 - Does it identify customers and competitors and illustrate the viability of the business idea?
- Does the venture have a sound value proposition?
- Have the competitors developed the product concept clearly?
- Are key features and benefits of the product/service clearly described?
- Does the venture demonstrate a need/want for the product/service by customers?
- Does the Market Analysis show evidence of research and is well thought out?
- Are descriptions of target market segments and competitors clearly established and are their attributes clearly illustrated?
- Is the product/service feasibly marketable?
 - Is there a demand?
 - Is there sustainable competitive advantage?
- Is the Marketing Plan clear and is it appropriate for the chosen product/service?
 - Are marketing strategies likely to be effective?
- What is the likelihood of the business plan becoming a viable business?
 - Could the venture be profitable?
- Have key financial considerations been taken into account adequately?
 - Does the return clearly justify the investment and the risk involved in the project?
- Is the Financial Plan reasonable and does it make sense based on the rest of the business plan?
- Is the venture stable and growth oriented or speculative and risky?
- Does the venture have high sensitivity to the actions of competitors, technology, the industry...etc.?
- Does the venture exemplify creativity and innovation?

BUSINESS VENTURE BALLOT

		Subtotal
Section A	Technical	_____ / 10 points
Section B	Visual Aid	_____ / 5 points
Section B	Introduction, Body and Conclusion	_____ / 10 points
Section C	Delivery	_____ / 10 points
Section C	Language Style	_____ / 10 points
Section D	Presentation Analysis and Content	_____ / 20 points
Section E	Business Venture Outline	_____ / 35 points

If a team has incorporated the theme into their Business Venture, they will be awarded 3 bonus points in their overall total.

Total: _____/100 Points

Overall Judges Comments and Feedback

HUMANITARIAN SERVICE

Format: In-Person

Early Submission: Campaign plan and link to crowdfunding site must be submitted on MyMIST two weeks before the tournament.

On-Site: Three (3) copies of the Campaign Plan must be submitted to judges, at the time of the competition.

Registration Guidelines:

1. A minimum of one (1) and a maximum of six (6) people can register for this competition.
 - a. One submission per MIST team/school.

Procedure:

1. Competitors will create and implement a campaign plan and a crowdfunding site to raise funds, support, and awareness for an Islamic Relief USA project to be released on the IRUSA website as well as the GetMISTified website.
2. The IRUSA website for 2024 can be found at irusa.org/MIST. Students competing in Toronto will have to fill out the information in [this form](#).
3. The campaign plan must be no more than 6 pages and:
 - a. Be typed with 12-point Times New Roman font, double-spaced, with 1" margins.
 - b. Include a Title Page with the campaign name, competitor MIST IDs, and name of this competition.
 - c. Include an abstract (max. 250 words), Table of Contents, and Bibliography.
 - d. Include a description of the campaign goals (written as SMART goals), a campaign calendar or timeline, an ideal funder profile/targeted funder personas section, and a marketing plan.
 - e. Describe the implementation strategy which includes a social media and community engagement plan. Paid social media promotions are not permitted.
 - f. Optional: The campaign plan may also include digital and physical collateral (ie. pamphlets, stickers, infographics), screenshots of digital campaigns and engagement, and plans for different marketing mediums other than the one selected in the implementation strategy.
4. The content of the crowdfunding site should:
 - a. Identify the problem.
 - b. Describe Islamic Relief's solution.
 - c. Give an explanation of the crowdfunding campaign.
 - d. Display any given incentives the competitors plan to implement.
5. Competitors must also prepare a five (5) - seven (7) minute presentation for judges.
 - a. The presentation must focus on what the competitors have learned about the issue at hand, Islamic Relief's intervention, and also what they learned about crowdfunding and community engagement.
 - b. They may present recommendations to Islamic Relief for how they may better engage in humanitarian digital crowdfunding efforts based on their findings.
6. Optional: Students are encouraged to use marketing analytics to supplement their presentation.
 - a. Any analytics students that provide valuable inferences will be given one (1) bonus point.
 - i. Examples: Conversion Rate, Marketing ROI (if applicable), Average Lead Close Rate and Impression/Reach Rates.
7. Students will be allotted five (5) - seven (7) minutes to present and then will field questions from the judges.
 - a. Not all students are required to participate in speaking during the presentation, but all registered students must

be present to answer questions about their participation in the project.

8. All submissions must be labeled with the MIST ID ONLY. If the competitors' name appears anywhere on the submission, points will be deducted.
9. Teammates not present without a valid reason will result in point deductions for the entire group.

DETAILED BALLOT: HUMANITARIAN SERVICE

Section A: Technical

General Rules

Points: 5

1. The competitors created a crowdfunding campaign on time with a complete marketing plan attached.
2. Participants are all present and on time for the competition.
3. The submissions include no identifiers aside from MIST ID Numbers.
4. The presenters appear professionally credible and appropriately dressed for an interview.
5. The presentation is 5-7 minutes. Q&A is 3 minutes.

Presentation

Points: 25

1. The presentation explains lessons learned from the campaign.
2. The format can be a verbal presentation, video, PowerPoint or a combination.
3. The presentation should include recommendations for IRUSA/IRC based on what the team learned.
4. The presenters speak clearly, with a confidence that demonstrates adequate practice and mastery of the subject.
5. The presentation flows smoothly and logically.
6. The topic is presented in a relevant and engaging manner for other high school students without compromising professionalism in front of the judges.

Section B: Technical

General Content

Points: 20

1. The crowdfunding campaign properly summarizes the entire project and employs an engaging writing style.
2. The problem is well defined and supported by facts and statistics.
3. Islamic Relief's intervention is explained as well as how the donations will be used to solve the problem.
4. Marketing best practices are used.

Creative Content

Points: 20

1. The campaign includes a thorough, complete and sophisticated marketing plan.
2. Marketing collateral is diverse and appealing (includes over 5 pieces of high quality physical and digital collateral).
3. The collateral and plan created are suitable for the articulated Ideal Customer Profile.

Section C: Technical

Implementation

Points: 25

1. The implementation of the campaign was conducted over an extended period of time (in terms of weeks, not days).
2. The implementation plan includes a strategic roll out plan for social media promotion and community outreach.
3. The project was accomplished by teamwork of all registered members fairly.
4. Implementation plan is clear and visible through a campaign calendar that achieves the outlined campaign goals.
5. Variety of marketing methods were used to achieve their campaign goals.
6. Adequate explanation was given for difference in physical and digital donations.

*Bonus point (1) for additional analytics formulas used correctly to build inferences

Results

Points: 5

1. The campaign met its fundraising goal.
2. Minimum fundraising goal guidelines*:

- i. Teams of 1-5 students: \$100
- ii. Teams of 6-10 students: \$250
- iii. Teams of 11-25 students:\$500
- iv. Teams of 26-50 students: \$750
- v. Teams of 51-100 students: \$1,000
- vi. Teams over 100 students: \$2,000

* Teams who raise double or more their goal amount will receive 5 bonus points

HUMANITARIAN SERVICE BALLOT

		Subtotal
Section A	General Rules	_____ / 5 points
Section A	Presentation	_____ / 25 points
Section B	General Content	_____ / 20 points
Section B	Creative Content	_____ / 20 points
Section C	Implementation	_____ / 25 points
Section C	Results	_____ / 5 points

Total: _____/100 Points

Overall Judges Comments and Feedback

NASHEED/RAP

Format: In-Person

On-site Submission: Three (3) copies of the Nasheed/Rap must be submitted to judges on-site, at the time of the competition

Registration Guidelines:

1. A minimum of one (1) and a maximum of six (6) people can register for this competition.
 - a. One submission per MIST team/school.
2. There will be a separate competition for brothers and for sisters.
 - a. Hence, each team must either be all sisters or all brothers.

Procedure:

1. The performance should not exceed more than 5 minutes.
 - a. Points will be deducted from the total score if the performance exceeds the allotted time.
2. The Nasheed/Rap competition is different from the Spoken Word competition.
 - a. Therefore, if a competitor registers for both competitions, they may not use the same piece.
3. The only instrument that can be used for the performance is a drum with an open end (daf).
 - a. Full drum kits, floor drums, etc. will not be allowed.
 - b. Drums will not be supplied by MIST. Each group is responsible for bringing their own drums.
 - c. Other methods used for rhythm may be utilized such as vocal percussion (beatboxing) if students feel comfortable, etc.
 - d. Groups cannot use digitally enhanced sounds for their performance.
4. Groups must perform in front of an audience.
5. No repeat performances from previous years are allowed.
 - a. All nasheed/raps performed must be original.
6. Tones, lyrics and tunes must not be copied from existing artists. If they have been copied, it is grounds for disqualification from the competition.
7. The competitors must submit three hard copies of their Nasheed lyrics to the MIST Nasheed judges before they perform.
8. Judging Criteria will be based upon the official MIST Nasheed/Rap Ballot.

DETAILED BALLOT: NASHEED/RAP

Section A: Administrative

Points: 10

- Presenter(s) are on time for the competition.
- Nasheed/Rap is under five (5) minutes.
- There are no identifiers on the submission aside from the MIST ID.
- The presenter(s) look credible and are dressed for an interview.

Section B: Content/Structure

Points: 15

- Is the Nasheed free from any inappropriate content?
 - If it contains profanity, sexual innuendo, etc. do not score the rest of the section; competitor receives 0/15. If so, continue scoring.
- Is the Nasheed well written, (ie. Are rhyme, metaphors, and figurative language present in the lyrics?)
- Does the Nasheed show originality and creativity?
- Intro: does it establish a melodic, harmonic, and/ or rhythmic pattern related to the piece?
 - Does it establish a basic connection with the listener?
- Verse: how well does it tie into the main purpose?
 - Are the verses well defined? Is there a story/message to easily follow throughout each verse?
- Chorus: is the chorus easy to follow? Is it catchy?
 - How does the chorus embody the message of the song?
- Bridge: 1 bonus point.

Section C: Technical

Points: 25

- Intonation: Tone quality, pitch, accuracy, blend and balance.
- Vocal Technique: Articulation, rhythmic accuracy, fluency, flexibility, breath control, etc.
- Tone: sound or timbre pleasing to the ear, blend, evenness.
- Is there a unique texture to the performer's voice/s? Is it a soft or gentle sound? A hoarse or gravelly sound?
- Does/do the performer/s display a unique wide range of vocal tones? Is it just monotone?
 - Can performer/s move from a low to medium to high note effectively?
 - Can high notes be articulated without cracking or straining their voice?
 - Do the low notes contain power/strength.
- Rhythmic Integrity and interpretation: Style, tempo, phrasing, dynamic contract, etc.
- Musical effect and diction. Phrasing and melodic sensitivity, artistry, expressive and musical feeling, etc.
- Musicianship: Sensitivity to all aspects of execution in order to make an effective musical result: phrasing, dynamics (good sense of loud and soft singing), vocal attack.

Section D: Delivery

Points: 20

- Stage Presence: Is there a connection with the audience, energy, and excitement?
- Is there a connection between the piece and the performer's emotions? Does the performer embody the piece?
 - What is their body language?
- Are the members of the group in time with one another (rhythm)?
 - If it is one member, are they maintaining tempo?
- Are the members of the group in tune with one another?

If the group consists of one member, do they have a good tone?

- Are the lyrics clear and easy to understand? (In their presentation, not interpretation)
- Stage presence - group appearance, music memorized, facial expressions, staging, accompaniment, entertainment value.
- Do the competitors establish eye contact? Do the performers use the stage?

Section E: Complexity

Points: 10

- Wide range, complex or varied rhythms, incorporation of several creative elements, complex harmonies.

Section F: Overall Experience

Points: 10

After the perusing of the Nasheed content, performance, and interview, rate the entire experience from 1 to 10.

- 1 being very poor (no organization, unity, intonation, relation to the theme).
- 5 to 6 being average.
- 10 being exceptional (memorable performance, sound understanding of the theme, exceptional Nasheed content).

Section G: Application of Theme

Points: 10

- There is a strong, clearly evident relevance to the theme.
- The theme is expressed in a unique or outstanding way.
- Purpose of the nasheed/rap is clearly articulated and shows evidence of reflection and/or research.
- Elements and principles of the project are clearly articulated and the student shows evidence of careful selection and organization of these elements and principles.

Judges will ask the following questions to gauge the competitors' understanding of the theme and how it was expressed in their work. Judges will then proceed to scoring.

- How did you aim to convey this year's theme in your work?
- What do you hope to teach people about the theme with your submission?
- What element of the work is the most important towards conveying your understanding of the theme?

NASHEED/RAP BALLOT

		Subtotal
Section A	Administrative	____ / 10 points
Section B	Content/Structure	____ / 15 points
Section C	Technical	____ / 25 points
Section D	Delivery	____ / 20 points
Section E	Complexity	____ / 10 points
Section F	Overall Experience	____ / 10 points
Section G	Application of Theme	____ / 10 points

Total: ____/100 Points

Overall Judges Comments and Feedback

SCIENCE FAIR

Format: In-Person

Early Submission: Abstract must be submitted two weeks early on MyMIST

On-Site:

1. Three (3) copies of the abstract and any physical visual aids must be submitted to judges on-site, at the time of the competition.
2. Presentation (Medium of choice)

Registration Guidelines:

1. The Science Fair competition is a team effort. A minimum of one (1) and a maximum of six (6) people can register for this competition.
 - a. One submission per MIST team/school.

Procedure:

1. Competitors must submit an abstract (5 pages or less) of their desired science fair project two (2) weeks prior to the date of the MIST Tournament to myMIST.
 - a. This must include the title page, the abstract itself, bibliography and citations.
2. The presentation must be a minimum of 5 minutes and not exceed 7 minutes. There will be 3 minutes allocated to Q&A.
3. Science Fair projects may not be used if they were presented at previous MIST tournaments/other competitions.
4. Visual aids are required along with the speech. If computer usage is required, students must bring aid on a USB.
 - a. Visual aids can vary anywhere from a PowerPoint presentation to posters, pictures, props, and video clips.
 - b. You are encouraged to include figures, pictures, tables, and graphs.
5. In order for the science fair project to be complete each team must do their own active research.
 - a. The active research should consist of experiments, surveys, questionnaires, etc. and the results must be compiled and analyzed within the research paper.
 - b. If surveys and questionnaires have been conducted, they must be included in the presentation.
 - c. A scientific research question should be presented at the beginning of the abstract. The question should then be answered by the conclusion of the presentation.
6. At least two sources must be cited accurately within the abstract submission and a works cited page must be provided separate from the bibliography page that is required with the speech and visual aids.
 - a. Abstract and all citations must adhere to MLA format.
 - b. The abstract must be a maximum of five (5) pages maximum.
7. This science fair project should consist of four components - Each team must prepare the following things:
 - a. Speech
 - b. Visual Aids
 - c. Bibliography as part of your abstract
 - d. Abstract (with active research included)
8. Judging Criteria will be based upon the official MIST Science Fair ballot.

Checklist:

- Three (3) copies of the Written abstract (500 words or less) of the desired science fair topic two (2) weeks prior to the date of the MIST tournament on myMIST.
- Visual Aids that will be used for the presentation
- The submission should be clearly labeled with:
 - MIST IDs (Of every group member)
 - Name of Competition

DETAILED BALLOT: SCIENCE FAIR

Section A: Technical

General Rules

Points: 5

- The competitors submitted three copies of their abstract, a three-paneled display board that can be easily transported and/or any other optional visual aids on time.
- Participants are all present and on time for the competition.
- The submissions include no identifiers aside from MIST ID Numbers.
- If used, the three-paneled display board has minimum dimensions of 36" x 48".
- The presenters appear professionally credible and appropriately dressed for an interview.
- The presentation is 5-7 minutes.
- Q&A is 3 minutes.
- Bonus: Three (3) bonus points can be given if the topic is relevant to the theme.

Abstract Rules

Points: 5

- The abstract is five (5) pages or less in length.
- The font is 12-point Times New Roman.
- The paper is double spaced.
- The margins are 1" on each side.
- The Bibliography includes all works cited in the presentation and at least two sources are cited.
- All citations are made with proper MLA format.

Section B: Presentation Components

Visual Aid

Points: 5

- Did the presenter use Visual Aids? Was it typed and not written?
- Was the visual presentation neat, uncluttered and clearly comprehensible?
 - Was the display well organized so that the parts of the presentation are logical?
- Did the presenter clearly tie their project with the visual aid used?
- Does the display stand alone?
 - Is it possible to understand the study without the competitor present?

Introduction, Body & Conclusion

Points: 15

- Did the presenter grab your attention with their introduction?
- Was the topic clearly stated in the introduction? Was the introduction brief and concise? Did the presenter preview and give focus to the key ideas?
- Did the presenter make effective use of signposting, internal summaries, and transitions?
 - Was there a logical progression of ideas?
- Was adequate time devoted to each section of the presentation within the 5-7 minute time limit?
- Did the presenter conclusively tie the speech together?
 - Was there a note of finality?

Section C: Technical

Scientific Thought

Points: 25

- Did the competitor ask his/her own original testable question that can be measured quantitatively?
- Was the scientific method followed?

- Does the competitor have his/her own original hypothesis that can be quantitatively measured and answers the question?
- Is that data quantitative and does it answer the question?
- Are all variables original? Are they all considered and identified?
- Were multiple trials performed if needed?
- Was the data clearly interpreted? Were the conclusions accurately based on this data?

Thoroughness

Points: 15

- Was the testable question original and the intellectual property of the competitor?
- Did the competitor individually collect all data available?
- Was the competitor able to explain any problems that arose?
- Did the competitor relate the work to what was reported in the literature?
- Was the study completed or brought to a logical stopping place?

Section D: Analysis and Content

Points: 20

- Did the presenter answer the question clearly?
- Was the content informative? Was the information pertinent to their specific topic? Was the information adequately documented?
- Was there sufficient use of logic, facts, examples, and/or expert opinion? Was scientific literature examined?
- Was the study/research within the scope of the competitors' ability?
- Did the competitor approach the problem in an original manner with an original hypothesis?
- Was the study well thought out and did it show the competitor's initiative in thought and design?

Section E: Abstract

Points: 10

- Is the paper a maximum of 5 pages long?
- Does the abstract have at least 2 cited sources?
- Is there a works cited/reference page at the end of the abstract?
 - Is the formatting according to the MLA style?
- Has active research been conducted by the team and have the results been compiled and analyzed within the submission?
- Is the research question present answered through the paper?

SCIENCE FAIR BALLOT

		Subtotal
Section A	General Rules	_____ / 5 points
Section A	Abstract	_____ / 5 points
Section B	Visual Aid	_____ / 5 points
Section B	Into, Body and Conclusion	_____ / 15 points
Section C	Scientific Thought	_____ / 25 points
Section C	Thoroughness	_____ / 15 points
Section D	Analysis and Content	_____ / 20 points
Section E	Abstract	_____ / 10 points

Total: _____/100 Points

Overall Judges Comments and Feedback

SHORT FILM

Format: In-Person

Early Submission: An unlisted YouTube/Vimeo link of your short film sent 2 weeks prior to the date of the regional tournament, along with the written statement and entry form.

On-site: Three (3) copies of the written statement must be submitted to judges, at the time of the competition

Registration Guidelines:

1. A minimum of one (1) and a maximum of six (6) people can register for this competition. One submission per MIST team/school.
2. More than 6 people may work on the project, through acting, costume design, makeup, set design, etc., but only up to 6 can be registered for it.

Procedure:

1. Each group will submit no more than one typed page explanation of the film.
2. Films entered may be of any genre, fiction, documentary, animation, art or experimental.
3. The Film group will be allowed 3 minutes to explain: how they made the film, what the purpose behind the film is, and what inspired them.
4. All videos must be in a 16:9 Aspect Ratio.
 - a. Movies that were shot in widescreen must be letterboxed to fit in the 4:3 Aspect Ratio.
5. An unlisted YouTube link must be submitted to your myMIST two (2) weeks prior to the MIST competition.
6. The title and the competitors' MIST ID must be clearly identified on your submission.
7. A complete list of Crew Members, Cast, and Equipment must be submitted with the short film.
8. Competitors MUST include the Short Film Entry Form.
 - a. Contestants who do not turn in this form with their submission will lose points towards their final competition score.
9. A written statement of the short film, no more than one (1) page (500 words max.), must be included with the film during the early submission.
 - a. The explanation should include what the short is about and what inspired the contestant to make it, as well as specific answers to the interview questions (Section C of the detailed ballot).
 - b. Please note that the written statement is an integral component of qualifying for an interview in the top ten.
10. All films MUST relate to this year's theme.
11. Films may NOT exceed 7 minutes in length (excluding blank opening and closing credits).
12. Films must NOT contain inappropriate audio or video content.
13. Please note that if there are more than 15 entries for this competition, only the top 10 entries (based on short film and written statement) will be interviewed.
 - a. In this case, a preliminary judging round will take place ahead of the tournament weekend, and all entries will be judged according to the Short Film Ballot.
 - b. The top 10 that advance will have a five (5) to ten (10) minute interview with the Judges' Panel.
14. Entries MUST be original works that have not been previously distributed/ awarded/recognized or publicly exhibited as of the submission date.
 - a. Entrant must be the creator of the submitted work, holding the full copyright ownership therein

Checklist:

- An unlisted YouTube link of your short film submitted 2 weeks prior to the date of the regional tournament to myMIST
- Short Film Entry Form
- A 500 word maximum written statement about the short film and that answers questions under Section C: Theme
- A complete list of cast, crew members and equipment used
- The submission should be clearly labeled with:
 - MIST IDs
 - Name of Competition

SHORT FILM ENTRY FORM

Short Film Entry Form (Please Print)

MIST ID of group (or name of group): _____

Individual MIST IDs: _____

Number of people in the group: _____

Film Information

Title: _____

Brief Synopsis:

Film Genre:

- Narrative Fiction
- Documentary
- Animation
- Art
- Experimental
- Other: _____

Length: Minutes: ____ Seconds: ____

Original Format: Film ____ Video ____ Computer Graphic ____

Sound: Mono ____ Stereo ____ No sound or music ____

Production Tools Used (Camera, Hardware, Software, etc):

Owner of Copyright: _____

I have read, understand and agree to the rules and regulations of this competition: YES/NO

Signature of Entrant: _____

Date: _____

DETAILED BALLOT: SHORT FILM

Section A: Technical

Points: 4

- Presenters are on time for the interview.
- Film duration within 5-7 minutes.
- There are no identifying characteristics on the submission aside from their MIST ID.
- The presenter(s) look credible and are dressed for an interview.

Section B: Production Quality

Production Quality - Audio

Points: 20

- Clear, crisp audio throughout.
- External microphones were used when necessary.
- Sound effects were used appropriately.
- Balance between music and dialogue when necessary.

Production Quality - Video

Points: 30

- Proper transitions used (i.e dissolves used mainly to establish change in time, not between every scene).
- Proper Headroom in all shots.
- Tripod for steady camera when available
- Quality is consistent throughout.
- Variation in shot selection.
- Scenes edited/cropped tightly to maintain smooth storytelling.

Section C: Narrative

Theme

Points: 10

- Story addressed the theme thoroughly.
- Theme was consistent and present throughout film.
- Written statement answers the following questions:
 - i. How did you aim to convey this year's theme in your work?
 - ii. What do you hope to teach people about the theme with this work?
 - iii. What element of the work is the most important towards conveying your understanding of the theme?

Acting

Points: 10

- Props/makeup used appropriately.
- Casting is believable.

Story

Points: 26

- Film duration within 5 to 7 minutes.
- Cohesive narrative from beginning to end.
- Narrative is shown through visual storytelling, not explained through text graphics.
- Film does not contain profanity, sexual innuendos, or excessively vulgar content.
- Events of the story are believable given the context of the film.

SHORT FILM BALLOT

		Subtotal
Section A	Technical	____ / 4 points
Section B	Production Quality - Audio	____ / 20 points
Section B	Production Quality - Video	____ / 30 points
Section C	Theme	____ / 10 points
Section C	Acting	____ / 10 points
Section C	Story	____ / 26 points

Total: ____/100 Points

Overall Judges Comments and Feedback

SOCIAL MEDIA

Format: In-Person

Early Submission: A link to your media platform with the typed statement must be submitted two weeks prior to the regional tournament.

On-Site: Three (3) copies of the typed statement must be submitted to judges on-site, at the time of the competition.

Registration Guidelines:

1. The Social Media competition is a team effort.
2. A minimum of one (1) and a maximum of six (6) people can register for this competition.
 - a. Only one submission is allowed per school. Hence, if two students register from the same school, they must work as a team.

Procedure:

1. MIST ID and order of competition will be pre-assigned on a random selection basis.
2. Competitors shall report at the appropriate time and place designated. Competitors shall be introduced to the judges by their MIST IDs.
3. The team name may appear on your blog and social profiles.
4. The competitor must create an Instagram or TikTok page for their MSA or MIST team.
 - a. This page should include posts that relate to the MIST theme, with five posts minimum.
 - b. These posts can come in a variety of forms – text, images, video, etc.
 - c. However, two posts must be regarding current events, with one being a pure news story.
5. The social media platform selected should be updated based on the competitor's assessment of what publishing frequency is appropriate for that chosen platform.
 - a. These updates can come in a variety of forms – text, images, video, etc.
6. Competitors are encouraged to use infographics and editing softwares for content creation.
7. Posts must be posted leading to the submission date, not the day of/night before.
8. If Instagram stories are posted, they must be compiled into a highlight on the page.
9. Students must remain cognizant of the music/sounds they use in their Instagram posts or TikToks.
 - a. Sounds must not contain vulgarity, music with profanity or inappropriate language.
 - b. If you are uncertain about a sound/audio, reach out to your regional headquarter for clarification.
10. Contestants must email their submission (written statement, plus social media platform link two (2) weeks prior to the tournament.
 - a. All submissions will be viewed on a computer unless stated otherwise in your written statement.
11. A typed explanation of the website and its content, no more than three (3) pages (1000 words maximum double spaced and 12-point font) must be included with the submission.
 - a. The explanation should:
 - i. Detail the social platform's content
 - ii. What inspired the participant to choose their particular social media platforms
 - iii. What content strategy was employed
 - iv. How each team member contributed to the project
 - v. Any other pertinent information related to the creation of the social media accounts.
12. The interview will be no longer than 5 minutes.
13. Somewhere on your media platform must be following items:

- a. Information about the MIST team
 - b. Prayer times
 - c. Names and contact information
 - d. Information about MIST meetings or events
 - e. A link to MIST's National website (www.getmistified.com) in the bio/linktree
 - f. A link to your MIST Regional's website
 - g. Meeting time/place for the next MIST meeting
 - h. Information on how to join the MIST team
 - i. Team's Mission statement
 - j. At least one Islamic article that adolescents can relate to.
 - k. Any other information or additional features such as video clips, search facility, animation etc.
14. Competitors will be judged according to the Social Media Ballot.

Checklist:

- An link link to your media platform with the typed statement submitted two weeks prior to myMIST
- The submission should be clearly labeled with:
 - MIST IDs
 - Name of Competition

DETAILED BALLOT: SOCIAL MEDIA

Section A: Technical

Points: 5

- Participants are on time for the interview.
- The participants look credible and are dressed for an interview.
- Media platform link has been submitted prior to the interview.
- Length of written statement does not exceed three pages (1000 words).

Section B: Content Quality

Points: 15

- The social media platform is easily understood using a computer and/or phone
- The platform includes a minimum of five posts, including two posts regarding current events, with one being a pure news story.
- The overall page is appealing and inviting.
 - Users can quickly get the “big picture” of what is offered by the blog.
- The page is a means of inspiration for anyone who wants to start their own page.
- Social page addresses the needs of users.
- The social media submission has the following required items:
 - i. Info about MSA/MIST team
 - ii. Prayer times
 - iii. Contact information
 - iv. Information about events
 - v. Link to the teams MIST regional page and MIST Nationals page
 - vi. Next meeting time and place
 - vii. Info on how to join the MSA/MIST team and MIST/MSA mission statement.
- Islamic instagram posts or TikTok’s, typically those that adolescents can relate to, are included.

Section C: Social Media Platform Quality

Points: 10

- The social media account’s name is reflective of the MSA/MIST team.
- The social media platform uses a proper amount of updates so that the platform does not appear stale.
- The social media platform includes updates that are posts from the blog.
- The social media updates include a variety of content – text, images, video, etc.

Section D: Presentation Quality

Points: 30

- The content goes beyond your basic MSA facts and data.
 - It contains information that is useful to MSA/MIST members.
- The page contains a mix of content formats (i.e. text, graphics, photographs, video, audio) to address specific needs.
 - There is a good balance between text and graphics.
- All graphics load successfully and quickly. Text is easy to read.

Section E: Application of Theme

Points: 25

- There is a strong, clearly evident relevance to the theme.
- The theme is expressed in a unique or outstanding way.
- Purpose of the project is clearly articulated and shows evidence of reflection and/or research.
- Elements and principles of art are clearly articulated and the student shows evidence of careful selection and organization of these elements and principles.

Judges will ask the following questions to gauge the competitors' understanding of the theme and how it was expressed in their work. Judges will then proceed to scoring.

- How did you aim to convey this year's theme in your work? In what ways does your submission represent your team's point of view, imagination, creativity, and individuality?
- Explain your purpose in developing this artwork and describe how you achieved that goal. Describe any influences from the online world that contributed to the development of your submission.
- What elements or principles of social media did you use, and how did you select and organize the visual aspects of this work?

Section F: Written Statement

Points: 10

- Is the paper no more than 3 pages long?
- Does it properly explain the content from the social media platform?
- Does it include the competitor's inspiration for the approach to their social media strategy?
- Have the content strategy and member contributions been clearly explained?

SOCIAL MEDIA BALLOT

		Subtotal
Section A	Technical	____ / 5 points
Section B	Blog Quality	____ / 15 points
Section C	Social Media Platform Quality	____ / 10 points
Section D	Presentation Quality	____ / 30 points
Section E	Application of Theme	____ / 25 points
Section	Written Statement	____ / 10 points

Total: ____/100 Points

Overall Judges Comments and Feedback

CATEGORY VI: SPORTS

Basketball:

If shooting hoops and hearing your sneakers squeak on the court is your thing, basketball is the perfect sport to get your blood pumping and adrenaline rushing.

Please note:

- Any competitor who registers for a sport must also be registered for a scholastic competition.
- Being registered in a competition entails attendance being mandatory.
- If competitors partake in a sport but do not attend their other registered competition, they will be disqualified from their sport/e-sport.
- This means, teams risk losing their rankings for sports they may have already won.

BASKETBALL

MIST follows standard high school basketball rules which are readily available online and are commonly known among those who play basketball. Standard rules for offense (e.g. traveling, double dribbling, charging, etc.) and defense (e.g. goaltending, blocking, pushing, etc.) will apply.

Registration Guidelines:

1. A minimum of five (5) and a maximum of ten (10) competitors can register for this competition per school, each for Brothers' Basketball and Sisters' basketball respectively.
 - a. Only one (1) Brothers' team and one (1) Sisters' team is allowed for each school.
 - b. Your school may collaborate with another school and compete together for this competition to form a coalition.
 - i. All points and awards for this competition would be shared equally between collaborating schools (termed "coalitions").
 - ii. Check with your Regional Headquarters for more information.

Procedure:

In addition to the regulations of high school basketball, the following rules/exceptions of MIST also apply:

1. Students must be enrolled in another competition in addition to a sports competition.
2. All MIST rules and regulations, including dress code, also apply.
3. Failure to participate in MIST competitions and/or workshops will result in immediate disqualification.
4. The game will consist of two 15-minute halves. If the score is tied after regulation, except for playoffs schedule, no overtime will be given. It will be recorded as a tie game.
5. If the score is tied after regulation for a playoff game, a series of 5-minute overtime periods will be played until a winner is determined after the end of such a period.
6. The clock will run non-stop until the final two minutes of each half. During the last two minutes, the clock will stop on all whistles. An official or team time-out will stop the clock during the first 18 minutes.
7. Each team may be required to have one person sitting at the scorer's table to operate the clock and to keep score.
 - a. A forfeit may result if a team does not comply with this rule.
8. Each team MUST have players match in some way through what they wear. Some options include:
 - a. Jersey with numbers expanded to include 0-99.
 - b. The same coloured shirts.
 - c. The colors of other teams in your league will be listed so as to prevent confusion.
 - d. There will be no "Shirts" vs "Skins" or taped-on numbers.
9. No basket may be scored on a player control (offensive) foul, regardless of when the ball is released.
10. Time-outs will last one minute and half-time will last two minutes.
 - a. Teams have three (3) time-outs per game.
11. Two technical fouls on a player or coach will result in automatic ejection from the game.
 - a. The ejected player must also leave the playing area.
12. Only one coach and assistant coach per team are permitted on the team bench.
13. Teams will enter the bonus (one and one) on the 7th team foul.
 - a. On a team's 10th foul, all fouls will result in two free throws.
 - b. Any player fouled on a 3-point attempt who does not make the basket will be allowed to shoot three free throws.
14. There will be a 35-point mercy rule after 10 minutes in the second half.

- a. In the judgment of the officials and supervisor, if a team is dragging or allows the team behind to make up baskets so the game will not be stopped, the game will be stopped immediately.
15. Substitutes must be reported to the score table and beckoned in by the officials.
 - a. Illegal substitutions will result in a technical foul.
16. Slapping the backboard is not a technical foul in itself, but intentionally hitting the backboard hard enough to alter the flight of the ball will result in a technical foul.
17. Unsportsmanlike conduct will not be tolerated.
18. The following behaviors will result in a technical foul and the possibility of a game suspension:
 - a. Cursing at the officials, supervisors, or opposing players
 - b. Insulting the officials, supervisors, or opposing players
 - c. Participating in a fight - this will result in an immediate disqualification
 - d. Other unsportsmanlike acts will also earn a technical foul.
 - e. All unsportsmanlike fouls will result in two free throws and possession of the ball, regardless of whether the foul is on a player or the bench.
19. The top three regional teams are eligible to compete at the National tournament.
20. All competitors must have registered and competed at regionals in order to be eligible to compete at Nationals.

WOAH.

Looks like you've reached the end. If you have any questions about the competitions that are not answered within this packet, please contact us at competitions@getmistified.com.

All the best this year at MIST!

The 2024 MIST Team
(you can stop reading now)