



What can we learn from this picture?

Children are meant to play, learn and experience joy of growing together



Children are special with
special needs and gifts

Thank you for being
here. Thank you for
making time and
effort



Parent and Child

Parent and school

Parent and family

The background features a colorful illustration of children playing. At the top, the word 'Play,' is written in a large, purple, playful font. Below it, the word 'learn' is partially visible in a blue font. At the bottom, the word 'together!' is written in a large, pink, playful font with a yellow exclamation mark. The illustration includes a child in a blue hat and another in a green shirt with a red heart.

Parent and Child

1. Preparing child for school
2. Homework and studies
3. Other important areas

Parent and family

1. Consistency/ agreement
2. Modelling
3. Everyone chips in/ team effort
4. Sibling (how do they cope, ~~resentful~~)

Parent and school

1. Know the school/Visit the School and Its Website
2. Know the teacher
3. Know the homework expectation
4. Know the disciplinary policies
5. Get involved in school/ Volunteer



Play,
Learn

and

Grow...

Together!





Parent and Child

1. Preparing child for school
2. Homework and studies
3. Other important areas



w...
together!



Parent and Child

Preparing child for school (1/3)

Send child to school ready to learn
(Breakfast/ sleep/ medication)

- A nutritious breakfast

Help boost your child's attention span,
concentration (EAC example)

- Right amount of sleep (Lack of sleep)

A consistent bedtime routine



Parent and Child

Preparing child for school (2/3)

Take attendance seriously

- Stay home from school if not well
- Arrive at school on time every day,
- Problems with classmates, homework, or even teachers.
(what's causing the anxiety)
- Late bedtimes = tired students.
- A consistent sleep schedule



Parent and Child

Preparing child for school (3/3)

- Teach organization skills
- Teach study skills
- Teach social skills (how to interact with teachers and peers)

The background features a faint illustration of a teacher in a blue uniform and cap, holding a book, and several children. The text 'Play Learn and Grow... Together!' is written in a playful, colorful font across the background.

Being Prepared For Class (Learning)

Copyright - MOE Guidance Branch, Student Development Curriculum Division (2015).

- 1. Be on time for class**
- 2. Make sure your classroom is clean**
- 3. Have only necessary materials on your desk.**
- 4. Be ready to hand in your homework (Check-In)**
- 5. Listen when your teacher speaks**

Completing Classwork Well (Learning)

Copyright - MOE Guidance Branch, Student Development Curriculum Division (2015).

- 1. Listen carefully to instructions**
- 2. Think about what you need to complete the work.
Ask questions, if necessary.**
- 3. Begin your work without delay**
- 4. Focus. Do it well. Finish it!**
- 5. Check your work. Note any other work to be done.**

Completing Homework Well (Learning)

Copyright - MOE Guidance Branch, Student Development Curriculum Division (2015).

- 1. Find out the homework for today**
- 2. Write the homework for today in PO
(Personal Organiser)**
- 3. Take the required materials/books home.**
- 4. Begin your homework without delay**
- 5. Focus. Do it well. Finish it!**
- 6. Keep completed homework in your folder/ school bag
(Coloured folders/ organized by subjects)**



Organising Tasks and Time (Learning)

Copyright - MOE Guidance Branch, Student Development Curriculum Division (2015).

- 1. List all tasks to be done**
- 2. Estimate the time needed to complete each task.**
- 3. Rank tasks based on deadlines, time needed and importance.**
- 4. Prepare a schedule for your tasks.**
- 5. Complete tasks according to your schedule.**

An example of a daily schedule

145 pm to 245 pm – travelling time/ lunch

245 pm to 345 pm – rest

345 pm to 530 pm – homework (5-30-5)

530 pm to 730 pm – break and dinner

730 pm to 930 pm -- revision (5-30-5)

930 pm to 1000 pm – wash up and sleep

?

5-20-5

Recognising Others' Emotions (Social skills - Relationships)

Copyright - MOE Guidance Branch, Student Development Curriculum Division (2015).

- 1. Look at the situation.**
- 2. Observe the other person's non-verbal behaviour and voice tone. (Empathising)**
- 3. Think about your own feelings when you look and sound the same way. (mirror the person's non-verbal behaviour)**
- 4. Identify the other person's current mood or emotions.**
- 5. Clarify the other person's feelings with him. Ask appropriately. Eg, alright, sad, happy, anxious, angry, disappointed etc**

Negotiating with Others (Social Skills - Relationships)

Copyright - MOE Guidance Branch, Student Development Curriculum Division (2015).

- 1. Calmly explain your viewpoint to the other person.**
- 2. *Listen* carefully to the other person's views**
- 3. *Offer* options that can benefit both of you. Give reasons for your options.**
- 4. Check if the other person has understood you, if necessary.**
- 5. Together, choose the best option.**
- 6. Thank the person for listening.**



Parent and Child

Homework and studies

- Set up a homework-friendly area (permanent structure)
- Schedule regular study time
- Keep distractions to minimum (No computer/TV)
- Arrange for help with studies if necessary (tuition)



Parent and Child

Other important areas

1. Be a motivator and monitor
2. Let children do their own work
3. Praise work and effort
4. Make time to talk about school (school in their quality world)
5. Be a model



Parent and Child

1 - Be a motivator and monitor

Ask about assignments, quizzes, tests. Give encouragement and celebrate. Monitor homework, and make yourself available for questions and concerns. (Clarify)



Parent and Child

2 - Make sure children do their own work

Children won't learn if they don't think for themselves and make their own mistakes. Parents can make suggestions and help with directions. It is important to let children learn through their pace and space.



Parent and Child

3 - Praise work and effort

Praise their work and efforts. Post success story or art project on the refrigerator. Celebrate every little success and progress. It is the “journey” that matters



Parent and Child

4 - Make time to talk about school
(Build school in their quality world)

- What's going on in class and in school
(Total Defence Day, Friendship Day etc)
- Make time to talk with your child every day,
- Communication is a two-way street
(BUT listen more)
- Besides family meals (one 2 one, “ME & YOU”)



Parent and Child

5 – Be a model

Do our children see us diligently putting effort in the way we work? Children are more likely to follow their parents' examples than their advice.

“Values are caught than taught”



Parent and school

1. Know the school/Visit the School and Its Website
2. Know the teacher
3. Know the homework expectation
4. Know the disciplinary policies
5. Get involved in school/ Volunteer

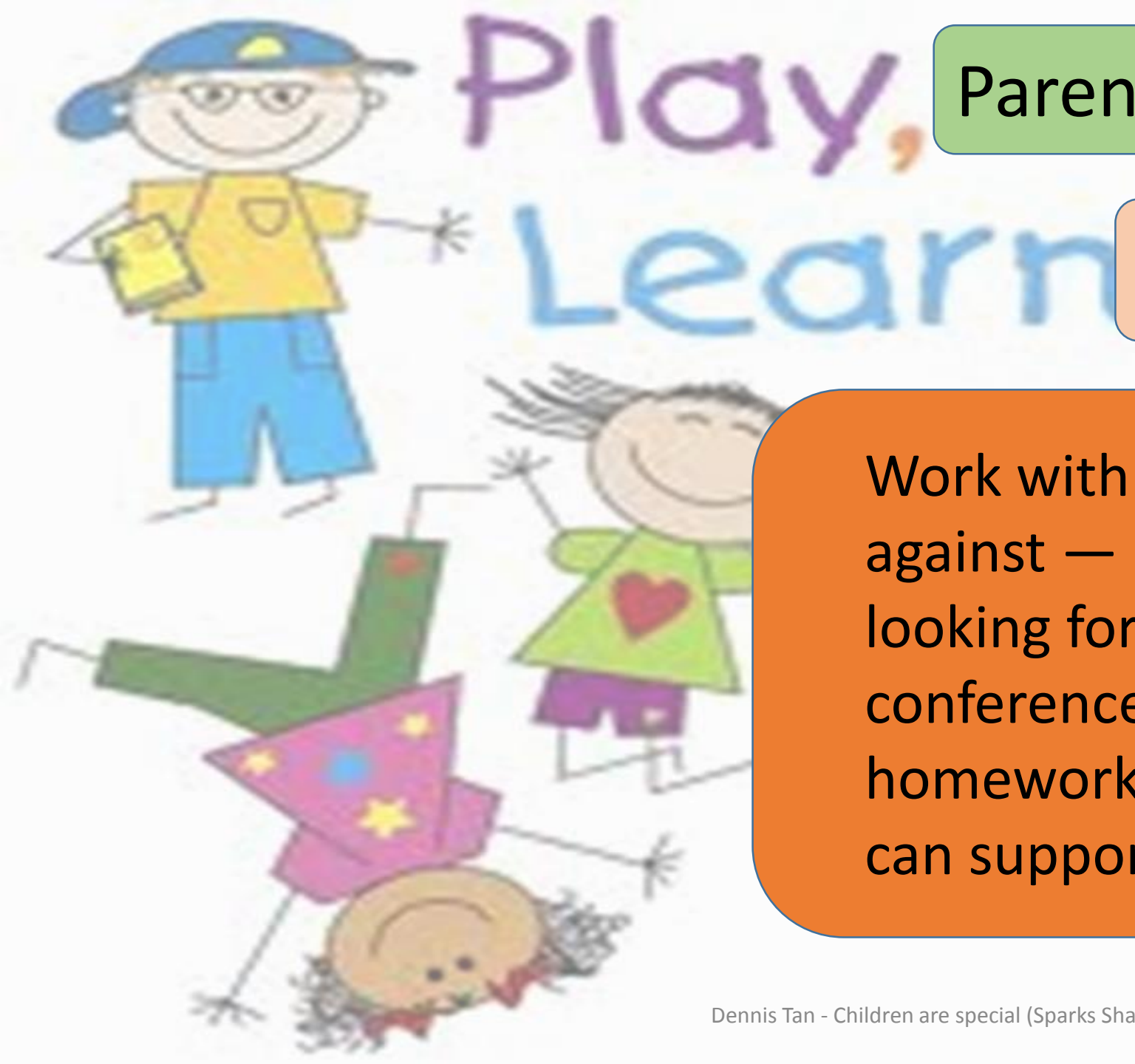


Parent and school

1 - Know the school/Visit the School and Its Website

On the school website:

- the school calendar
- staff contact information
- upcoming events like class learning journey
- test dates SA1/ SA2 (Help the child plan)



Parent and school

2 - Know the teacher

Work with the teachers not against — know what they're looking for. Attend parent-teacher conferences. Ask about their homework policies and how you can support.



Parent and school

3 - Know the homework expectation


Support Homework Expectations

- Homework reinforces and extends classroom learning.
- Helps children practise study skills.
- Helps them develop a sense of responsibility and work ethics that will benefit them beyond the classroom.



Parent and school

4 - Know the disciplinary policies

- Disciplinary policies in student handbook.
 - Expectations, and consequences
 - School's definition of bullying, consequences for bullies, support for victims, and procedures for reporting bullying.
 - Child to know what's expected at school.
 - School environment is a safe and caring place.
- 




Parent and school

5 - Get involved in school/ Volunteer

- Schools like parents to be part of school events (Sports Day, Charity Day etc)
- Be part of school community.
- School programme, learning journey, buddy reading, class whatsapp group, library reading, EAC, Hope.
- Check the school or teacher website to find volunteer opportunities that fit your schedule.



Parent and family

1. Consistency/ agreement
 2. Modelling at home (relating to one another)
 3. Everyone chips in/ team effort to care in the family
 4. Sibling (how are they coping, ~~resentful~~)
- 



The End

Thank you for
being part of
the learning
journey