



**GROUP & INDIVIDUAL LEARNING**

# **BDS 2 OVERVIEW**



**Commonwealth of Australia**  
Copyright Regulations 1969

**Warning**

This material has been reproduced and communicated to you by or on behalf of The University of Adelaide under Part VB of the *Copyright Act 1968* (the **Act**).

The material in this communication may be subject to copyright under the Act. Any further reproduction or communication of this material by you may be the subject of copyright protection under the Act.

The AUDSS assumes no responsibility or liability for any information, materials or other content provided by any of our *student* lecturers. All content is viewed and used by you at your own risk and we do not warrant the accuracy or reliability of any of the lecture material.

The views expressed are those of the individual contributors and not necessarily those of the AUDSS of Adelaide School of Dentistry.

**Do not remove this notice.**


# What to Expect

Heavier Timetable

3x Simulation Clinic (Strongly focused on in BDS 2)

1x Clinic Session at Night

ILA





# Simulation Clinic

- All Wednesday sim clinic sessions are compulsory and self-directed, with tutors to help give tips
- Formative in Semester 1
  - Use this semester to practice and perfect your indirect vision and also bur control
  - Every Friday starting around Week 5 you will have a formative task to do (usually timed and a small quiz)
- Summative in Semester 2
  - Everything is summative except Wednesday session

# Simulation Clinic

- You will be using a variety of materials to restore teeth
- Definitely attend lectures presented by Dr Kaidonis they will help with your exam and Sim Clinic
- Semester 2:
  - 2 virtual patients with multiple restorations to complete and also provide a treatment plan
  - Can get stressful
  - Total of ~28 restorations to complete in 6 weeks



# Clinic

- Pretty similar with what you did in the last few weeks of BDS 1 clinic
- Learn how to use your perio kit to scale supra and subgingival scaling
- Learn different additional tests to produce a differential diagnosis
- In Semester 2 you will see family and friends, start finding patients now!
- Clinic is at night so make sure you eat enough after your sim clinic session on Wednesday, some students have left quite late in the past

# Clinic

- Semester 2 you have another night clinic on Tuesday 5-8PM for administering LA on each other
- By the end of Semester 2 you are expected to be able to perform a full exam + diagnosis + txplan + radiographs on friends and family.
- Titanium
- Tip: Prepare a cheat sheet when you perform your whole examinations on each other and in Semester 2



# Clinic

**C/C:** what are they here for, pain/problems in the mouth

**MHx:** new medical history for everyone

**SHx:** living arrangement, work, stress levels, diet (meals, snacks, drinks), alcohol intake.

**DHx:** Last visit + txat that visit, previous tx, complications, OH regime, perception of oral health, motivation, fluoride exposure, previous radiographs.

**E/O:** facial symmetry, profile, scarring/moles/angular cheilitis, TMJ assessment, lymph nodes, lip assessment.


**Occlusion:** Molar + canine relationship, incisal relationship –overbite/overjet, midline shift, missing teeth, rotations, overcrowding, contacts, crossbites, arch shape.

**I/O:** mucosa (alveolar, buccal, vestibule –cheek biting/trauma), frenums, hard palate + soft palate (say 'ahh'), tongue, floor of mouth (palpate)

**H/T:** Assess tooth by tooth. Base chart + All chart.

**Perio:** initial gingival assessment (CCCT), pocket depths, recession, BOP, plaque & calculus, mobility, furcation.

**Radiographs:** if required.



<https://s-media-cache-ak0.pinimg.com/originals/56/51/48/565148147cfd50372274119f1f72368a.jpg>



# Clinic

## **Sample diagnosis:**

Generalised mild plaque-induced gingivitis  
Low/moderate caries risk patient


## **Sample treatment plan**

- Patient education –educate patient on their disease state, explain progression of disease, management in clinic and role of home care.
- OHI –teach correct brushing technique, recommend + show flossing
- Fluoride –topical application to supplement brushing with fluoridated t/p
- Dietary advice –cut down snacking between meals avoid cariogenic foods.
- Scale and clean –supragingival and subgingival calculus removal using ultrasonic and hand scalers.

**Tailor the treatment plan to the patient's habits!**

# EBD and Social History Assignment

- EBD is the same as last year, after semester 1 you have no more EBD tutorials!!
- SHx assignment - requires you conduct interviews on people of different backgrounds



# ILA

- ILA gets a lot more interesting
- Still the same format as last year
- Groups do not change throughout the year, but tutors change
- Tip: Section C in the exam is heavily based on your ILAs



# Semester 1 Topics

- Embryology & tooth development
- Endocrine
- EBD
- Genetics
- Gingivitis
- PCC
- Radiography
- Restorative Dentistry Kaidonis lectures

+ Social History Assignment

# Semester 2 Topics

- Anatomy - formative spotter test
- LA
- Immunology
- Microbiology
- Pathology
- PCC



Questions?