

2s**NOVEMBER 30, 2025****KEY QUESTION:****WHO HAS A PLAN FOR ME?****BIG IDEA:****GOD HAS A PLAN FOR ME.****VERSE OF THE MONTH:****"GOD'S WAY IS PERFECT." PSALM 18:30****BIBLE STORY:****JOSEPH FORGIVES HIS BROTHERS – GENESIS 42-45****OVERVIEW****Centers****Story Time****Worship****Bible Story****Table Time****Play Time**

KEY QUESTION: WHO HAS A PLAN FOR ME? • BIG IDEA: GOD HAS A PLAN FOR ME.

FLOOR CENTER

GROW GRAIN, GROW

In this activity, we'll pretend to grow grain. Today we'll hear about Joseph saving grain for the people of Egypt and feeding his hungry brothers.

Supplies:

1. Large brown pom-poms (10–15)
2. Farm tools
3. Watering can
4. Sun beach ball
5. Brown pipe cleaners (10–15)
6. Tongs (4–6)
7. Bucket

How-To:

1. Have the children toss pom-poms on the floor and use the farm tools to plant the “seeds.”
2. Use the watering can, and sun beach ball to make the seeds grow into “grain.”
3. Toss the pipe cleaners on the floor to pretend the “grain” has grown.
4. Encourage the children to use the tongs to “harvest” the grain and store it in the bucket.

Say This:

Before the Activity:

Did you know that farmers have to grow grain to help make some of our food? *(Let children respond.)* Yes, they grow grain to make food like bread and oatmeal and pasta! Let's pretend we're farmers and pretend to grow some grain!

During the Activity:

First, we need to plant some seeds. *(Hand out pom-poms and have children toss them on the floor.)* Let's pretend to plant them using our farm tools. Next, we need water and sunshine to help the seeds grow into grain. Let's water the seeds with this watering can. Now we need some sun! *(Hold sun beach ball overhead.) (Pick up pom-poms and then toss pipe cleaners on floor.)* Look, the grain grew! Now we need to pick the grain and store it so we can share it with our friends. Use the tongs to pick up the grain and put it into the bucket. *(Demonstrate.)*

After the Activity:

That was so fun! Today we're going to hear about someone who shared food with his family.

KEY QUESTION: WHO HAS A PLAN FOR ME? • BIG IDEA: GOD HAS A PLAN FOR ME.

TOY CENTER

MY FAMILY

In this activity, we'll make paper families. Today we'll hear about Joseph forgiving his brothers.

Supplies:

1. Die-cut shapes (various shapes, sizes, and colors)

How-To:

1. Spread the shapes out on the floor.
2. Encourage the children to make a family of people using the construction paper shapes.

Say This:

Before the Activity:

I love my family! In my family, I have a mom and a dad and two brothers. I'm sure some of you have a little brother or a little sister too. Maybe your grandparents live with you. Who is part of your family? *(Let children respond.)* Every family is different, but every family is made up of people. Let's make pictures of families by making people out of these shapes!

During the Activity:

I'm going to start with this circle to make a face. Next, I'll add a triangle for a dress and rectangles for arms and legs! What family member do you want to make first? *(Let children respond.)*

After the Activity:

What beautiful people and families you made! Today we're going to hear about a family.

KEY QUESTION: WHO HAS A PLAN FOR ME? • BIG IDEA: GOD HAS A PLAN FOR ME.

TABLE CENTER

VERSE COLORING

For this activity, we will color a picture with our verse of the month. Today we will learn through the story of Joseph that “God’s way is perfect.”

Supplies:

1. “Nov25_ColoringPage” Activity Page (1 per child)
2. Crayons

How-To:

1. Lay out a few coloring sheets at a time on the table.
2. Encourage the children to color the picture with crayons, and help them recite the verse as they do.

Say This:

Before the Activity:


I love to color! Today we’re going to be coloring a very special coloring page. This page doesn’t just have a picture on it, it also has our verse of the month!

During the Activity:

Okay, everyone get a coloring sheet and color it however you like with these crayons. Can anyone tell me what our Bible verse is for this month? That’s right! “God’s way is perfect. Psalm 18:30.”

After the Activity:

Everyone did such a great job coloring! I love how you all used different colors. That reminds me how God’s plan can look different for each of us, but we know that “God’s way is perfect.” Today we are going to learn more about Joseph’s story in the Bible and how God’s way was perfect for him too!



KEY QUESTION: WHO HAS A PLAN FOR ME? • BIG IDEA: GOD HAS A PLAN FOR ME.
BIBLE STORY: JOSEPH FORGIVES HIS BROTHERS – GENESIS 42-45

STORY TIME

WORSHIP

Song:

“God Loves Me So”

1. Guide the children to gather around you.
2. Preview and practice the motions with the children before you start the song.
3. Practice the Bible verse with the motions.

Big Idea Motions:

God has a plan
(point up)
for me.
(thumbs to chest)

Say This:

WORSHIP LEADER: Hey, boys and girls! I’m so happy to see you! Today we are going to learn that God has a plan for you and [Big Idea] **God has a plan for me!** I’ll ask, [Key Question] **“Who has a plan for me?”** And you’ll say, [Big Idea] **“God has a plan for me!”** Let’s all say it together. [Key Question] **Who has a plan for me?**

CHILDREN and WORSHIP LEADER: [Big Idea] **God has a plan for me.**

WORSHIP LEADER: That’s right! God has a plan for each and every one of us, and he loves us so much. Let’s sing a song all about God’s love for us.

Lead children in singing “God Loves Me So.”

WORSHIP LEADER: Great singing! Let’s say our Bible verse together.

CHILDREN and WORSHIP LEADER: “God’s way (point up) is perfect (thumbs up)” Psalm 18:30.
(Open hands like a book.)

WORSHIP LEADER: Wow! That was great. Let’s say it one more time.

CHILDREN and WORSHIP LEADER: “God’s way (point up) is perfect (thumbs up)” Psalm 18:30.
(Open hands like a book.)

WORSHIP LEADER: Great job! Thanks for singing with me today, friends.

KEY QUESTION: WHO HAS A PLAN FOR ME? • BIG IDEA: GOD HAS A PLAN FOR ME.
BIBLE STORY: JOSEPH FORGIVES HIS BROTHERS – GENESIS 42-45

BIBLE STORY

Supplies:

1. “Brothers Icon” Activity Page (printed on cardstock, laminated, cut out)
2. Long magnetic strips (at least 3", placed on the back of each icon)
3. Map (from Week 1, preset on magnetic board)
4. Robe, Well, Jail and Grain icons (from previous weeks)
5. Magnetic board
6. Plastic play food
7. Bible

How-To:

1. Guide the children to gather around you near the map.
2. Place the icons next to you.
3. Open the Bible and lay it in front of you.



Say This:

STORYTELLER: Hi, boys and girls! I can't wait to tell you something I was reading in the (*hold up Bible*)... Bible! The Bible is important because it helps us know how much God loves us.

I was reading the Bible, and I read about how God had a BIG, BIG plan for a man named Joseph. One day, Joseph's dad gave him a fancy robe like this. (*Hold up robe icon.*) The robe had so many colors, and Joseph liked it very much. (*Place robe icon on "1" on the map.*)

But Joseph had lots of brothers, and they were not happy that Joseph had a fancy new robe and they did not. Uh-oh! Can you say, “Uh-oh!” with me? (*Thumbs down.*)

CHILDREN and STORYTELLER: Uh-oh! (*Thumbs down.*)

STORYTELLER: Don't worry! God has a plan! Joseph's brothers were so mad that they decided to do something really mean to Joseph. They took Joseph's fancy robe away from him. Then they put Joseph into a big hole in the ground, called a well. (*Place well icon on "2" on the map.*)

Next, the brothers decided to send him far, far away to Egypt so they would never have to see him again.

When Joseph got to Egypt, he started working, and he was a great helper. But someone got Joseph in trouble, and Joseph was put in jail. (*Place jail icon on "3" on the map.*) Say, “Uh-oh!” (*Thumbs down.*)

CHILDREN and STORYTELLER: Uh-oh! (*Thumbs down.*)

KEY QUESTION: WHO HAS A PLAN FOR ME? • BIG IDEA: GOD HAS A PLAN FOR ME.
BIBLE STORY: JOSEPH FORGIVES HIS BROTHERS – GENESIS 42-45

BIBLE STORY (CONTINUED)

STORYTELLER: Don't worry! God has a plan! Joseph knew that God loved him and had a plan for him, so he kept being a good helper, even while he was in jail. Joseph was such a good helper that the Pharaoh, who was like a king, asked Joseph to help him! Joseph told Pharaoh there would be a time when no grain would grow and people would be hungry. But Joseph had a plan to save food so the people wouldn't be hungry.

(Place grain icon on "4" on the map.) Joseph was doing great with his plan! *(Thumbs up.)* He saved up grain, so there would be plenty of food to eat when the grain didn't grow. When the time DID come when there was no food growing, they had plenty of food saved to feed the people of Egypt!

Now, do you remember those angry brothers who were not nice to Joseph? *(Let children respond.)* Those brothers were really, really hungry *(rub stomach)*. They had no food. But Joseph had food! Lots of food! *(Set all the play food in front of you.)* So the brothers went and asked Joseph for some of his food.

Oh wow! Do you think Joseph told his brothers to go away without giving them any food? *(Grab food and keep it all to yourself.)* Or do you think Joseph helped his brothers and gave them food? *(Let children respond.)* Yes! He gave them food! *(Spread play food back out in front of you.)* Yay! And he gave them a big hug! *(Hug yourself and then place brothers icon on "5" on the map.)*

Joseph forgave his brothers because he loved them. Jesus loves us so much that He forgives us and helps us love others too!

Joseph had some really good *(thumbs up)* things happen, and Joseph had some really NOT-so-good *(thumbs down)* things happen. But no matter what happened, God was with Joseph and cared for him. God had a plan for Joseph, and God has a plan for you and me too!

When good *(thumbs up)* things happen and even when NOT-so-good *(thumbs down)* things happen, God is with you and will take care of you. God loves you! God has a plan for you, and **[Big Idea] God has a plan for me! [Key Question] Who has a plan for me?**

CHILDREN and STORYTELLER: **[Big Idea] God has a plan for me!**

STORYTELLER: That's right! Let's pray and thank God for having a plan for us. If you're ready to pray, give me a big clap. *(Demonstrate.)*

Prayer:

STORYTELLER: Dear God, thank you for loving us and for having a plan for us. We love you, God. Amen.




KEY QUESTION: WHO HAS A PLAN FOR ME? • BIG IDEA: GOD HAS A PLAN FOR ME.

TABLE TIME

JOSEPH'S STORYBOOK

Supplies:

1. "Joseph's Storybook" Activity Page (1 per child)
2. "Joseph's Storybook – Sad Stickers" Activity Page (1 per child, printed on OL1025 labels)
3. "Joseph's Storybook – Heart Stickers" Activity Page (3 per child, printed on OL240 labels)
4. "Joseph's Storybook – Grain Stickers" Activity Page (1 per child, printed on OL1025 labels)
5. Tissue paper squares (various colors)
6. Crayons
7. Glue



How-To:

1. Encourage each child to color and decorate a book to recap Joseph's life.
2. Help them glue tissue paper on Joseph's robe, color the well, add a sad face sticker to the jail, and place grain and heart stickers around Joseph and his brothers.
3. Help them fold their pages to form a book.

Say This:

Before the Activity:

Today we heard about the amazing plan God had for Joseph's life! From his colorful robe to being thrown in a well, to being put in jail to feeding others and forgiving his brothers, God's plan for Joseph was amazing! And just like Joseph, God has a plan for each of us. **[Key Question]** Who has a plan for me? **[Big Idea]** God has a plan for me!

During the Activity:

To help us remember God's amazing plan for Joseph, let's make a book of all his adventures! Each page tells a part of Joseph's life. We'll color and decorate the pages, and then you can take your book home to share with your friends and family. *(Assist the children in decorating their pages.)*

After the Activity:

When you think about God's plan for Joseph, remember that **[Big Idea]** God has a plan for me!

KEY QUESTION: WHO HAS A PLAN FOR ME? • BIG IDEA: GOD HAS A PLAN FOR ME.

PLAY TIME

FREEZE DANCE PARTY

Supplies:

1. Classroom music

How-To:

1. Play the music and encourage the children to dance!
2. Stop the music, have the children freeze and shout, **[Big Idea] “God has a plan for me!”**
3. Start the music again and continue dancing.

Say This:

Before the Activity:

Let’s play a fun game! I’ll play some music, and I want to see all of your silly dance moves. When the music stops, FREEZE and shout, **[Big Idea] “God has a plan for me!”** Then I’ll play the music again, and you can keep dancing. Does that sound like fun? *(Let children respond.)* Let’s dance!

During the Activity:

(Play music.) Great dance moves! You all look awesome. Keep dancing! *(Stop music.)* Now, freeze! **[Big Idea] “God has a plan for me!”** Great job! *(Play music.)* Now, dance again! *(Continue playing.)*