

GOD MADE ME.

WEEK

THREE

MAY 2018

SMALL GROUP

3-5

YEAR-OLDS



first look™

## TEAM

### CEO

Reggie Joiner

### DIRECTOR OF MESSAGING

Kristen Ivy

### DIRECTOR OF PRESCHOOL STRATEGY

Brittany Compton Robertson

### DIRECTOR OF CURRICULUM

Kathy Hill

### DESIGN AND BRAND MANAGER

Sharon van Rossum

### CREATIVE TEAM

Brittany Compton Robertson

Kathy Hill

Autumn Ward

Ashley Hiers

Donna High

Sharon van Rossum

Deb Springer

McKenzie Causey

### WRITERS

Donna High

Emily Meredith

Autumn Ward

## USER AGREEMENT

Scripture marked NIV is taken from the Holy Bible, New International Version™, Copyright © 1973, 1978, 1984 by International Bible Society. Used by permission of Zondervan Publishing House. All rights reserved.

These resources are intended to be downloaded and printed for use by the subscribing entity only and may not be electronically transferred to or duplicated by other non-subscribing entities. Any unauthorized reproduction of this material or incorporation into a new work is a direct violation of US copyright laws. ©2018 The reThink Group. All rights reserved. First Look® and the First Look® logo are trademarks of The reThink Group.

### “STATEMENT OF FAITH” USER AGREEMENT

Orange gladly grants permission to churches, schools, and other licensees to tailor First Look® materials to fit their unique leadership requirements, locale and format preferences, and physical environment needs. However, if you wish to edit the content substantively, including Bible stories, learning activities, scripts, and any other content in which biblical principles and concepts are presented, you are obligated to do so within the doctrinal guidelines we've expressed in our Statement of Faith.

PRELUDE

SOCIAL

WORSHIP

STORY

GROUPS

HOME



## BIBLE STORY

I am part of God's plan.

**JOSEPH SAVES THE GRAIN**  
**GENESIS 41**

## MEMORY VERSE

"The plans of the LORD stand firm forever."

**PSALM 33:11, NIV**

## KEY QUESTION

Who has a plan for you?

## BOTTOM LINE

God has a plan for me.

## BASIC TRUTH


God made me.

### PRELUDE: Setting the tone for the experience

For Leaders Only  
Monthly Overview  
Create the Environment

**15**  
MIN

### SOCIAL: Providing time for fun interaction

Offer one or more of these activities as preschoolers arrive.  
Gathering Grain  
Fill 'Er Up   
Work of Art

**10**  
MIN

### WORSHIP: Inviting people to respond to God

Plan for Me  
Everybody Sing

**10**  
MIN

### STORY: Communicating God's truth in engaging ways

Introductory Sketch  
Bible Story  
Prayer

**25**  
MIN

### GROUPS: Creating a safe place to connect

Offer as many of these activities as your time, facilities, resources, and leadership allow.  
Paint Splatters  
Picture Pages Week 3 Story Review  
Grain  
Parachute Play  
Frame  
Journal and Prayer

### HOME: Prompting action beyond the experience

Going Home  
Parent Cue



This symbol indicates an activity with potential allergens. Be sure to post allergy alert sign and inform parents at drop-off.

PRELUDE

SOCIAL

WORSHIP

STORY

GROUPS

HOME

15 MINUTES

## BIBLE STORY

I am part of God's plan.

**JOSEPH SAVES THE GRAIN**  
**GENESIS 41**



## MOVE

an activity that uses a preschooler's natural desire to move to help them learn

## MEMORY VERSE

"The plans of the LORD stand firm forever."

**PSALM 33:11, NIV**

## KEY QUESTION

Who has a plan for you?

## BOTTOM LINE

God has a plan for me.

## BASIC TRUTH

God made me.

### 1. GATHERING GRAIN

**WHAT YOU NEED:** Pom-poms (*preferably yellow*) and 3oz. paper cups (*1 per child*)

**WHAT YOU DO:**

**BEFORE THE ACTIVITY:** Scatter the pom-poms in an open area of the room.

**DURING THE ACTIVITY:** Give each child a cup. Encourage them to gather the "grain" (*pom-poms*) into their cups and to dance as they're working. If you choose, you can play upbeat music on your smart phone as the children are working. When you say, "FREEZE," children must stop where they are. If playing music, stop the music too. Once all the grain has been collected, let the children dump out their grain and start again if time allows.

**WHAT YOU SAY:**

**BEFORE THE ACTIVITY:** "Oh, my! Looks like all our grain is on the floor. (*Point.*) Will you help me gather the grain? Let's pick up each pom-pom, one at a time, and put them into our cups. But when I say, 'FREEZE,' I want you to stop right where you are. Then when I say, 'GO,' you can start gathering again."

**DURING THE ACTIVITY:** "Okay, let's gather that grain. (*Let them gather for a few seconds.*) FREEZE! Great job, everyone. Okay, GO!"

**AFTER THE ACTIVITY:** "Let's put our cups over here. (*Gather the children's cups on a table or other surface out of the way.*) In our Bible story today, we'll hear about some people who gathered grain. I wonder if they danced when they were working. They DID have to stop gathering grain for one pretty big reason. Let's go find out what it was!"

**TRANSITION:** Move to Worship and Story by pretending to gather grain. You can continue to call out "Freeze" and "Go" as you travel.

PRELUDE

SOCIAL

WORSHIP

STORY

GROUPS

HOME

15 MINUTES

## BIBLE STORY

I am part of God's plan.

**JOSEPH SAVES THE GRAIN**  
**GENESIS 41**



## PLAY

an activity that encourages preschoolers to follow guidelines while having fun and learning new concepts

## MEMORY VERSE

"The plans of the LORD stand firm forever."

**PSALM 33:11, NIV**

## KEY QUESTION

Who has a plan for you?

## BOTTOM LINE

God has a plan for me.

## BASIC TRUTH

God made me.

### 2. FILL 'ER UP

Be sure to the items you will be using today on the "Allergy Alert Poster" and post it at the door to your room.

**WHAT YOU NEED:** "Allergy Alert Poster," white cardstock, "Barn" Activity Page, red cardstock, large clear plastic container, medium-sized tub, clear tape, scissors, spoons (1 per child), and uncooked rice

#### WHAT YOU DO:

**BEFORE THE ACTIVITY:** Copy "Allergy Alert Poster" on white cardstock and hang on the door. Copy the "Barn" Activity Page onto red cardstock and cut out. Tape the barn onto the plastic container. Pour the rice into the tub and place it next to the barn.

**DURING THE ACTIVITY:** Give the children a spoon and encourage them to spoon the rice into the container/barn.

**AFTER THE ACTIVITY:** Give each child a turn to spoon the rice. Repeat until all of the rice is inside the plastic container.


#### WHAT YOU SAY:

**BEFORE THE ACTIVITY:** "I need to put all of this grain (*point*) into the barn." (*Point.*)

**DURING THE ACTIVITY:** "Let's use our pretend shovels (*hold up spoons*) to get the rice into the barn." (*Do activity.*)

**AFTER THE ACTIVITY:** "Great job! You got of the grain into the barn! Today we are going to hear a story about grain in a barn. I cannot wait to hear our true story from the Bible!"

**TRANSITION:** Move to Worship and Story by pretending to spoon rice into the container.



15 MINUTES

### BIBLE STORY

I am part of God's plan.

**JOSEPH SAVES THE GRAIN**  
**GENESIS 41**



## IMAGINE

an activity that lets preschoolers pretend, imagine,  
and role play to enhance their learning

### MEMORY VERSE

"The plans of the LORD stand  
firm forever."

**PSALM 33:11, NIV**

### KEY QUESTION

Who has a plan for you?

### BOTTOM LINE

God has a plan for me.

### BASIC TRUTH

God made me.

### 3. WORK OF ART

**WHAT YOU NEED:** Section 3 of the butcher paper heart you made during Week 1, and a variety of art supplies such as markers, crayons, tissue paper pieces, glue sticks, stickers, etc.

*(Suggestion: Add a new supply to your art supplies that is different from Weeks 1 and 2.)*

*(NOTE: This activity will continue all month. You will use one of the four sections of the butcher paper each week. Hang each section in the hallway for parents to see each week, like you're putting a puzzle together. During Week 4, all of the sections will make one large heart. It will be the children's work of art.)*

#### WHAT YOU DO:

**DURING THE ACTIVITY:** Lay the third heart section on the table along with the variety of art supplies. Encourage the children to decorate within the red line.

**AFTER THE ACTIVITY:** Hang the third heart section with the other sections in the hallway for parents to see. Make sure you hang them so that when all four sections are together they make one large heart.


#### WHAT YOU SAY:

**BEFORE THE ACTIVITY:** "Who's ready to make a work of art? (Pause.) I am! Today we're going to make the third piece of our very own work of art. When we're done with all four pieces, they will make a beautiful heart for everyone to see. See this red line? (Point to the red heart outline.) We can use any of the supplies in this bucket to decorate inside this red line. Let's get busy!"

**DURING THE ACTIVITY:** (Encourage each child by name as they create.)

**AFTER THE ACTIVITY:** "I love this! Look at all of the colors! Let's hang this with the first and second pieces of our work of art. (Hang the third piece.) I think I can see it coming together. Next time it will be all finished, but now it's Bible story time. I can't wait to hear more about Joseph's story and how he was a part of God's plan and helped to a lot of people. Joseph's story is really coming together into an amazing work of art!"

**TRANSITION:** Move to Worship and Story by chanting, "I am a work of art!"



PRELUDE

SOCIAL

WORSHIP

STORY

GROUPS

HOME

25 MINUTES

**HEAR  
FROM GOD**  
MEMORY VERSE  
REVIEW



**MOVE**

an activity that uses a preschooler's natural desire to move to help them learn

**BIBLE STORY**

I am part of God's plan.

**JOSEPH SAVES THE GRAIN**  
**GENESIS 41**

**1. PAINT SPLATTERS**

**WHAT YOU NEED:** "Splatters" Activity Page, white cardstock, scissors, and floor tape  
Optional: colorful cardstock

**WHAT YOU DO:**

**BEFORE THE ACTIVITY:** Copy the Activity Page on the cardstock and cut out if desired. You will need 10-15 paint splatters. Tape the splatters in line to create a path. The splatters should be about one foot apart from each other.

**DURING THE ACTIVITY:** Have the children hop from splatter to splatter as they say the memory verse. Repeat several times.

**WHAT YOU SAY:**

**BEFORE THE ACTIVITY:** "Let's get hopping!"

**DURING THE ACTIVITY:** "Hop from paint splatter to paint splatter. While you are hopping we can say our memory verse for this month." (*Do activity.*)

**AFTER THE ACTIVITY:** "Great job hopping on the paint splatters. They look like a work of art! God made you a work of art! Our memory verse tells us that God always has a plan for us. **Who has a plan for you? God has a plan for me!**"

**MEMORY VERSE**

"The plans of the LORD stand firm forever."

**PSALM 33:11, NIV**

**KEY QUESTION**

Who has a plan for you?

**BOTTOM LINE**

God has a plan for me.

**BASIC TRUTH**

God made me.

PRELUDE

SOCIAL

WORSHIP

STORY

GROUPS

HOME

25 MINUTES

**TALK**  
**ABOUT GOD**  
BIBLE STORY  
REVIEW



**CREATE**

an activity that allows preschoolers to review the Bible story, bottom line, or memory verse by creating a craft to take home

**BIBLE STORY**

I am part of God's plan.

**JOSEPH SAVES THE GRAIN**  
**GENESIS 41**

**MEMORY VERSE**

"The plans of the LORD stand firm forever."

**PSALM 33:11, NIV**

**KEY QUESTION**

Who has a plan for you?

**BOTTOM LINE**

God has a plan for me.

**BASIC TRUTH**

God made me.

**2. PICTURE PAGES WEEK 3 STORY REVIEW**

**WHAT YOU NEED:** "Bible Story Images" Activity Pages, white cardstock, and wall tape (Optional: Laminator)

**WHAT YOU DO:**

**BEFORE THE ACTIVITY:** Copy the "Bible Story Images" onto cardstock. Provide one set of images per classroom. You may choose to laminate these.

**DURING THE ACTIVITY:** Gather the children to sit down in a semicircle in front of the pictures on the wall from Weeks 1 and 2. Review today's Bible story as you place the three images on the wall next to the pictures from previous weeks. Secure each image to the wall with the wall tape.

**WHAT YOU SAY:**

**BEFORE THE ACTIVITY:** "All month long, we're talking about Joseph! He lived a super crazy life, but through everything, Joseph trusted God and believed that God had a plan."

**DURING THE ACTIVITY:** "Joseph was in jail for something he didn't do. We learned about that last week. (Point to the pictures from Week 2). Now Pharaoh, who was the BIG man in charge of Egypt, had a dream, and he couldn't understand what it meant.

(Secure the picture of Pharaoh sleeping next to the previous week's pictures.)

"Pharaoh heard about Joseph and how he could understand dreams. So Joseph was brought in to see Pharaoh. And with God's help, Joseph explained the dream.

(Secure the picture of Joseph interpreting the dreams to the wall.)

"Joseph told Pharaoh that there would be seven years of plenty of rain—seven years when all the crops would grow. But after those seven years, there would be seven more years with no rain and no new crops. That meant that if they weren't careful, they would run out of food!

PRELUDE

SOCIAL

WORSHIP

STORY

GROUPS

HOME

25 MINUTES

**TALK**  
**ABOUT GOD**  
**BIBLE STORY**  
**REVIEW**



**CREATE**

an activity that allows preschoolers to review the Bible story, bottom line, or memory verse by creating a craft to take home

*(Secure the picture of a barn full of grain to the wall.)*

“Joseph told Pharaoh that he needed to gather all the grain during the first seven years, so that they would have enough to make it through the seven hard years. Pharaoh listened to Joseph and all of Egypt had plenty of food.”

**AFTER THE ACTIVITY:** *(Point to all the pictures from previous weeks.)* “After all of these crazy things happened to Joseph, God helped Joseph understand Pharaoh’s dreams. And because of that, Joseph was able to save all those people! Isn’t that amazing? All of this hard, crazy, confusing stuff that happened to Joseph was all part of God’s plan. And you know what? God has a plan for you too! YOU are a part of God’s plan! **Who has a plan for you?** Say it with me: **God has a plan for me.** Yes, He does! God had a plan for Joseph, and God has a plan for you and me!”





PRELUDE

SOCIAL

WORSHIP

STORY

GROUPS

HOME

25 MINUTES

**LIVE  
FOR GOD  
APPLICATION  
ACTIVITY**



**THINK**

an advanced activity specifically designed for older preschoolers

**BIBLE STORY**

I am part of God's plan.

**JOSEPH SAVES THE GRAIN  
GENESIS 41**

**MEMORY VERSE**

"The plans of the LORD stand firm forever."

**PSALM 33:11, NIV**

**KEY QUESTION**

Who has a plan for you?

**BOTTOM LINE**

God has a plan for me.

**BASIC TRUTH**

God made me.

**3. GRAIN**

**WHAT YOU NEED:** 5 3-oz. cups, permanent marker, 15 yellow pom-poms, and preschool-sized plastic tweezers

**WHAT YOU DO:**

**BEFORE THE ACTIVITY:** Number the cups 1-5 with the marker. Each cup should only have one number on it. Place the cups in random order in the activity area. Spread the pom-poms out around the cups.

**DURING THE ACTIVITY:** Challenge the children to use the tweezers to put the pom-poms into the cups. Help the children only place the number of pom-poms in the cup that matches the number on the cup.

**AFTER THE ACTIVITY:** Be sure each child has a turn to place pom-poms in the cups.

**WHAT YOU SAY:**

**BEFORE THE ACTIVITY:** "Our Bible story today talked about how Joseph saved grain. He followed God's plan."

**DURING THE ACTIVITY:** "We can pretend that the yellow pom-poms are grain, just like in our story. Let's put the grain in the cups. There are numbers on the cups. (*Point.*) Use the tweezers to pick up the grain and put them in the cups. If you see the number two on a cup (*point*) then you will put two pieces of the grain in it. (*Demonstrate.*) Are you ready to try?" (*Do activity.*)

**AFTER THE ACTIVITY:** "WOW! You are all such awesome counters. I am very proud of you. Joseph saved grain so that the people would have food to eat. He followed God's plan. **Who has a plan for you? God has a plan for me!**"

PRELUDE

SOCIAL

WORSHIP

STORY

GROUPS

HOME

25 MINUTES

**LIVE  
FOR GOD  
APPLICATION  
ACTIVITY**



**MOVE**

an activity that uses a preschooler's natural desire to move to help them learn

**BIBLE STORY**

I am part of God's plan.

**JOSEPH SAVES THE GRAIN  
GENESIS 41**

**MEMORY VERSE**

"The plans of the LORD stand firm forever."

**PSALM 33:11, NIV**

**KEY QUESTION**

Who has a plan for you?

**BOTTOM LINE**

God has a plan for me.

**BASIC TRUTH**

God made me.

**4. PARACHUTE PLAY**

**WHAT YOU NEED:** Parachute and pom-poms from the earlier activity

**WHAT YOU DO:**

**BEFORE THE ACTIVITY:** Spread out the parachute in an open area of the room.

**DURING THE ACTIVITY:** Encourage the children to gather around the perimeter of the parachute, bend down to grab the sides with both hands, and then slowly stand back up while holding on. Let the children move their arms up and down to wave the parachute. Then toss several of the pom-poms (*grain*) onto the surface. Encourage the children to keep the "grain" on the parachute. Continue adding the pom-poms to the parachute.

**WHAT YOU SAY:**

**DURING THE ACTIVITY:** "Let's bend down and grab the sides of our parachute with both hands. (*Pause until everyone is holding on.*) Great! Now, stand up slowly, making sure you're still holding on to the parachute. Awesome. Let's move our arms up and down to make our parachute move. (*Pause as children respond.*) You are really good at this! Now let's see if we can make our grain move. Remember, keep it on the parachute!"

**AFTER THE ACTIVITY:** "Okay, friends, all eyes on me. (*Wait until everyone is looking at you.*) Good listening! Let's slowly lower our parachute back to the floor and have a seat. Raise your hands if you can tell me what Joseph told Pharaoh about his dreams. Does anyone remember? (*Pause.*) Yes! Joseph told him to gather all that extra grain during those first seven years so that they would have plenty for the next seven hard years. God used Joseph to save all those people from being hungry. It was part of His plan! And God has an awesome plan for each one of you. I don't want you to miss it. So right now, you can start asking God to show you what He wants you to do. **Who has a plan for you? God has a plan for me.** Yes, He does! Great job, friends!"



**LIVE  
FOR GOD  
APPLICATION  
ACTIVITY**



**CREATE**

an activity that allows preschoolers to review the Bible story, bottom line, or memory verse by creating a craft to take home

**BIBLE STORY**

I am part of God's plan.

**JOSEPH SAVES THE GRAIN  
GENESIS 41**

**5. FRAME**

**WHAT YOU NEED:** "Frame" Activity Page, light blue cardstock, reflective tape, and stickers

**WHAT YOU DO:**

**BEFORE THE ACTIVITY:** Copy the Activity Page onto the blue cardstock.

**MEMORY VERSE**

"The plans of the LORD stand firm forever."

**PSALM 33:11, NIV**

**DURING THE ACTIVITY:** Give each child an Activity Page and some reflective tape. Help the children place the tape inside the frame. Be sure the tape covers the entire inside of the frame. It will look like a mirror after the tape is applied.

**AFTER THE ACTIVITY:** Encourage the children to decorate the outside of their frame with the stickers.

**KEY QUESTION**

Who has a plan for you?

**WHAT YOU SAY:**

**BEFORE THE ACTIVITY:** "God has a plan for ME! He has a plan for you too!"

**DURING THE ACTIVITY:** "We are going to make a craft that will show who God has a plan for. (Give each child an Activity Page.) First we need to put this special tape inside the frame. (Do activity.) Perfect. Now look into the frame and what do you see? (Pause.) You see yourself! God has a plan for you!"

**BOTTOM LINE**

God has a plan for me.

**AFTER THE ACTIVITY:** "Now use the stickers to decorate the outside of the frame. (Finish activity.) Great job! Now we have a craft that anyone can look into and see that God has a plan for them too! **Who has a plan for you? God has a plan for me!**"

**BASIC TRUTH**

God made me.

PRELUDE

SOCIAL

WORSHIP

STORY

GROUPS

HOME

25 MINUTES

**PRAY  
TO GOD  
PRAYER  
ACTIVITY**



**REFLECT**

an activity that encourages personal application and prayer

**BIBLE STORY**

I am part of God's plan.

**JOSEPH SAVES THE GRAIN  
GENESIS 41**

**MEMORY VERSE**

"The plans of the LORD stand firm forever."

**PSALM 33:11, NIV**

**KEY QUESTION**

Who has a plan for you?

**BOTTOM LINE**

God has a plan for me.

**BASIC TRUTH**

God made me.

**6. JOURNAL AND PRAYER**

**WHAT YOU NEED:** "Memory Verse Card" paper clipped in your Bible at Psalm 33:11, journal, and fun-shaped pen for each small group

**SMALL GROUP LEADER (SGL):** "It's Small Group time! The plan for getting to our Small Group spot today is to go to the (*name one spot in your room*) and then the (*name a second spot in your room*) and then to our Small Group spot. Got it? (*Name spot one*), then (*name spot two*), and then our Small Group spot. Here we go!

(*Make a sweeping motion with your hand for the children to follow you and lead them to spot one, then spot two, and then your Small Group spot.*)

"Yay! We followed the plan right to our Small Group spot. Good job! Let's sit down and talk about today's Bible story now. One, two, three, sit down with me!

"Our Bible story today was about Joseph. We've been learning a lot about him. He's the one whose daddy made him the special coat and then later got put in jail for something he didn't even do. But Joseph still trusted God's plan and was a good friend to everyone.

"THEN Pharaoh—who was like a king and in charge of everything—needed help. Do you remember who helped Pharaoh?

(*Pause for response.*)

"YES! Joseph helped Pharaoh. It was God's plan all along to have Joseph there to save food so the people wouldn't go hungry.

"God's plan really is best! That's why we can trust God's plan for us. **Who has a plan for you?**"

**CHILDREN AND SGL:** "God has a plan for me."

**SGL:** "One more time! **Who has a plan for you?**"

PRELUDE

SOCIAL

WORSHIP

STORY

GROUPS

HOME

25 MINUTES

**PRAY**  
TO GOD  
PRAYER  
ACTIVITY



**REFLECT**

an activity that encourages personal application and prayer

**CHILDREN AND SGL:** "God has a plan for me."

*(Open Bible to verse.)*

**SGL:** "Now let's stand up and say the Bible verse we are learning this month. It says: The plans of the LORD stand firm forever, Psalm 33:11."

*(Close Bible and lay it down.)*

"Let's say that together with the motions. Just say what I say and do what I do."

**CHILDREN AND SGL:** "The plans (*hold up fingers 1, 2, 3*) of the Lord (*both hands point up*) stand firm forever (*stomp feet with hands on hips*), Psalm 33:11." (*Hold out hands like a book.*) (*Repeat the verse with motions a few times.*)

**SGL:** "I think you almost have it! Way to go!"

*(Give each child a high-five.)*

"We can sit back down now. It's time to write in our prayer journal."

*(Hold journal and fun-shaped pen.)*

"Joseph was a part of God's plan and helped save a lot of people from being hungry. You are a part of God's plan too! It's true! When you trust God's plan and do what God says, in time you will see how you are a part of God's plan, just like Joseph did."

"We already know some ways we are a part of God's plan—things like sharing, saying sweet words, talking to God, and obeying our parents. Let's make a list of ways we are a part of God's plan, and when we pray we can ask God to help us do them."

*(Write each child's name and what they say beside their name. Remember to print the words they say so the children can recognize their names and the letters.)*

"This is a great list! Let's pray and ask God to help us do the things we already know are a part of God's plan. Would anyone like to pray before I pray?"

PRELUDE

SOCIAL

WORSHIP

STORY

GROUPS

HOME

25 MINUTES

**PRAY**  
TO GOD  
PRAYER  
ACTIVITY



**REFLECT**

an activity that encourages personal application and prayer

(Give each child who wants to pray the opportunity to do so.)

**PRAYER**

**SGL:** "Dear God, we believe You have a plan for each of us and Your plan is always best. Please help us to do things we know to do like (*read the list you made*). Thank You for loving us so much. In Jesus' name, amen."