

BLD2

Project Name:

Type:

**APPLICATION**

LED bollard light provide high light efficiency. Energy saving replacement of Metal Halide and High pressure sodium lamps with a driver inside. It is designed to work in building perimeter areas and public spaces completing a wide variety of architectural styles.

FEATURES:

- Die-cast extruded aluminium housing.
- Superior performance extends to the detailed finish of the louvers.
- Type A&C : Anodized aluminum louver with white finish.
- Type B&D : Anodized aluminum cone reflector.
- Fully sealed to prevent any leakage from the outside.
- Grating or sand blast reflector inside fixture can prevent light glare effectively.
- Without any hazardous material in fixture.
- 22lbs (10kg)

MOUNTING:

- Offers a impact resistant mounting and leveling design ensuring life long performance.
- Anchor bolts and base plate are provided as standard.

LED:

- CREE LED.
- Color Temperature: 3000/4000/5000 (K)
- CRI: >70
- 360° distribution.
- LED Module: High efficiency up to 92 lm/W.
- Service life: Greater than 50,000 hours(L₇₀) minimizing maintenance frequency.
- Proprietary binning for uniform color.

ELECTRICAL:

- Ambient Operating Temperature: -4°F (-20°C) ~ 113°F (45°C).
- Power Factor: >0.95
- Input Voltage: 120V-277V, 50/60Hz
- 347-480V is operated with 347-480V LED driver, not with 120-277V step-down transformer.

OPTIC:

- Aluminum louver installed as standard for superior performance.
- U.V stabilized polycarbonate cover.

LISTING:

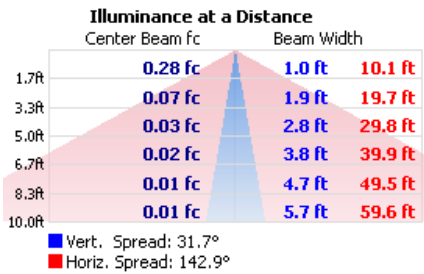
- cETLus listed.
- LM79, LM80 available.
- 5 years warranty.
- Suitable for wet location.
- ARRA compliant. (optional)

CONFIGURATIONS

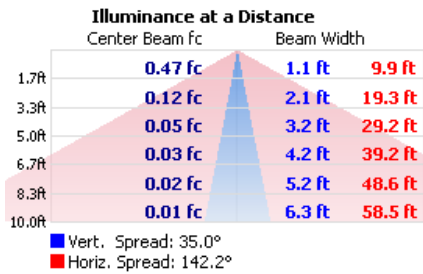
	Input Watts	Lumen Output	BUG Rating
BLD2-A BLD2-C	25W	1325 lm	B1-U3-G1
	35W	2240 lm	
BLD2-B BLD2-D	25W	1925 lm	
	35W	3220 lm	
	40W	3680 lm	
	50W	4700 lm	
	60W	5220 lm	

BLD2

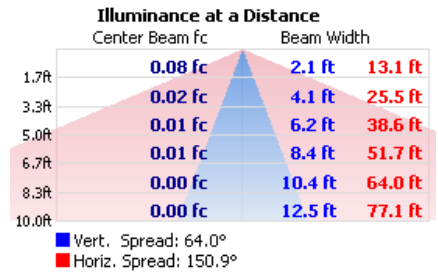
BLD2-A-25LED, BLD2-C-25LED



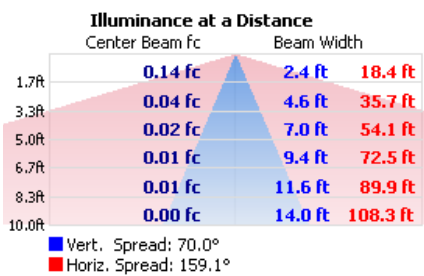
BLD2-A-35LED, BLD2-C-35LED



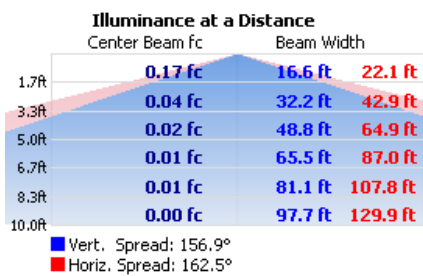
BLD2-B-25LED, BLD2-D-25LED



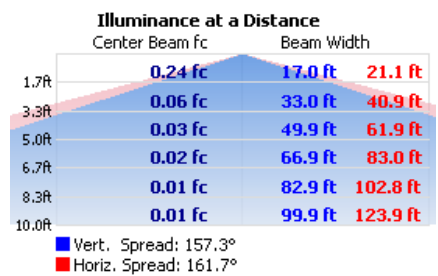
BLD2-B-35LED, BLD2-D-35LED



BLD2-B-50LED, BLD2-D-50LED



BLD2-B-60LED, BLD2-D-60LED



ORDERING INFORMATION

EXAMPLE: BLD2-A-25LED-30K-UNV-BZ

MODEL	LED		COLOR TEMP.		VOLTAGE		FINISH		CONTROL	
BLD2-A BLD2-C	25LED 35LED	25W 35W	-30K -40K -50K	3000K 4000K 5000K	UNV HV	120-277V (Std.) 347-480V	BZ *BK *GR *LG *WH **CC	Dark Bronze (RAL#8019) (Std.) Jet Black (RAL#9005) Dark Grey (RAL#7016) Traffic Grey (RAL#7042) White (RAL#9010) Custom Color	(Blank) DM	None 1-10V / PWM ¹
BLD2-B BLD2-D	25LED 35LED 40LED 50LED 60LED	25W 35W 40W ² 50W 60W						* Non-standard finish with extra charge. ** CC: additional charge & set-up fee. Provide RAL# code.		

OPTIONS	
SH18 ARRA PC3 EM	180 Degree Shield (same finish as bollard) Assembled in USA for Buy American act 120-277V Button Photocell Emergency Battery pack installed

NOTES:

1. Only available with 40W or higher wattage options.
2. Only available with DM option.

BLD2



BLD2-A



BLD2-B



BLD2-C



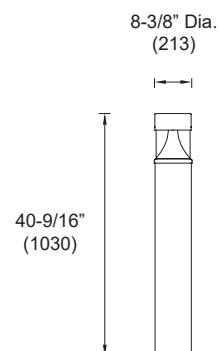
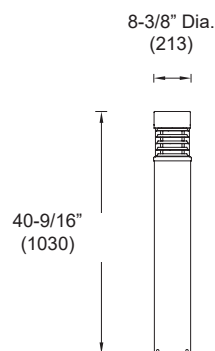
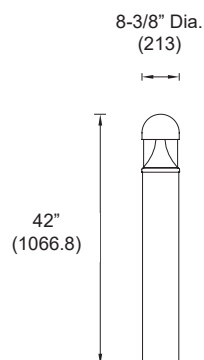
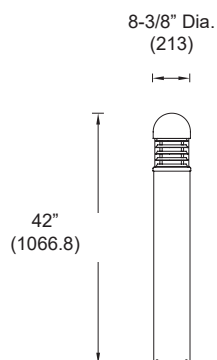
BLD2-D



SH18 rear view



SH18 side view



* All dimensions are in inches (millimeters).

