

Board Briefing on Homeless Services General and Federal Funding

Multnomah County, City of Portland, Home Forward, and McKinney Continuum of Care

Department of County Human Services

Homeless Services General and Federal Funding // Multnomah County, City of Portland, Home Forward, and McKinney Continuum of Care

Background

- Report first created FY 2011.
- Does not show all funding, need, outcomes, or performance.
- Point in time as of December 2013.
- Relative investment of the four jurisdictions by service type and population.
- Funding breakdown by service for each population, including special needs.
- Programs funded by more than one jurisdiction.



Homeless Services General and Federal Funding // Multnomah County, City of Portland, Home Forward, and McKinney Continuum of Care

Methodology

- Only services dedicated to homeless households, funded by City of Portland General Funds, County General Funds, Home Forward, and McKinney Continuum of Care.
- Data from the Portland Housing Bureau, Home Forward, and the following County Departments and Divisions:
 - Department of Community Justice
 - DCHS Community Services, Mental Health and Addiction Services, Aging and Disability Services, Domestic Violence Office.
- Services assigned to broad categories based on forced choice.



Other Considerations

- Many services - health, mental health, chemical dependency, anti-poverty, family and academic support – are provided to homeless households and not included in this report.
- Not disaggregated by race and ethnicity.
- Limited programs focused solely on gender specific or special needs, many programs do serve these populations.



What does the report show?

- Discretionary funding over time.
- Increase in FY 2014 funding, although much is due to OTO.
- Opportunities for aligned contracting among jurisdictions.
- Places where investment could be refocused or new resources developed to achieve Home for Everyone goals.
- Critical information to tell the story to the community about efforts to end homelessness.



General Service Type

- Housing
 - Permanent housing including leasing/operations costs and supportive services.
- Shelter/Transitional Housing
 - Facility based services provided on a time limited basis.
- Related Services
 - Homeless systems of care infrastructure and support – HMIS, I&R, day services, benefits acquisition.



Populations Served

- **Youth:** Unaccompanied minors and young adults without children in their care
- **Families:** One or more adults with one or more minor children, or in the third trimester of pregnancy
- **Adults:** Individuals or couples without children

Gender specific services included.



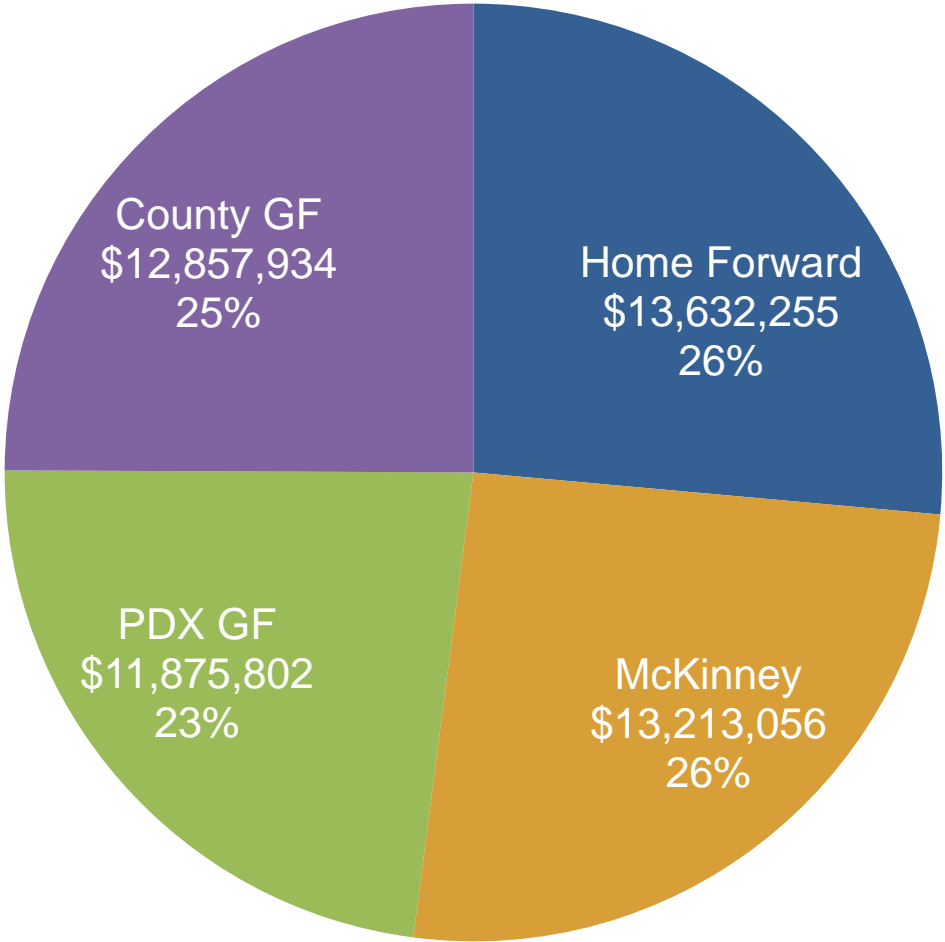
Subpopulations

- Chemically Dependent
- Developmentally Disabled
- Domestic Violence Survivors
- Ex-Offenders
- Medically Vulnerable
- Mentally Ill
- Pregnant or Parenting
- Senior or Disabled
- Veterans
- HIV

Some services focus on more than one special needs area (eg. Chemically Dependent and HIV)

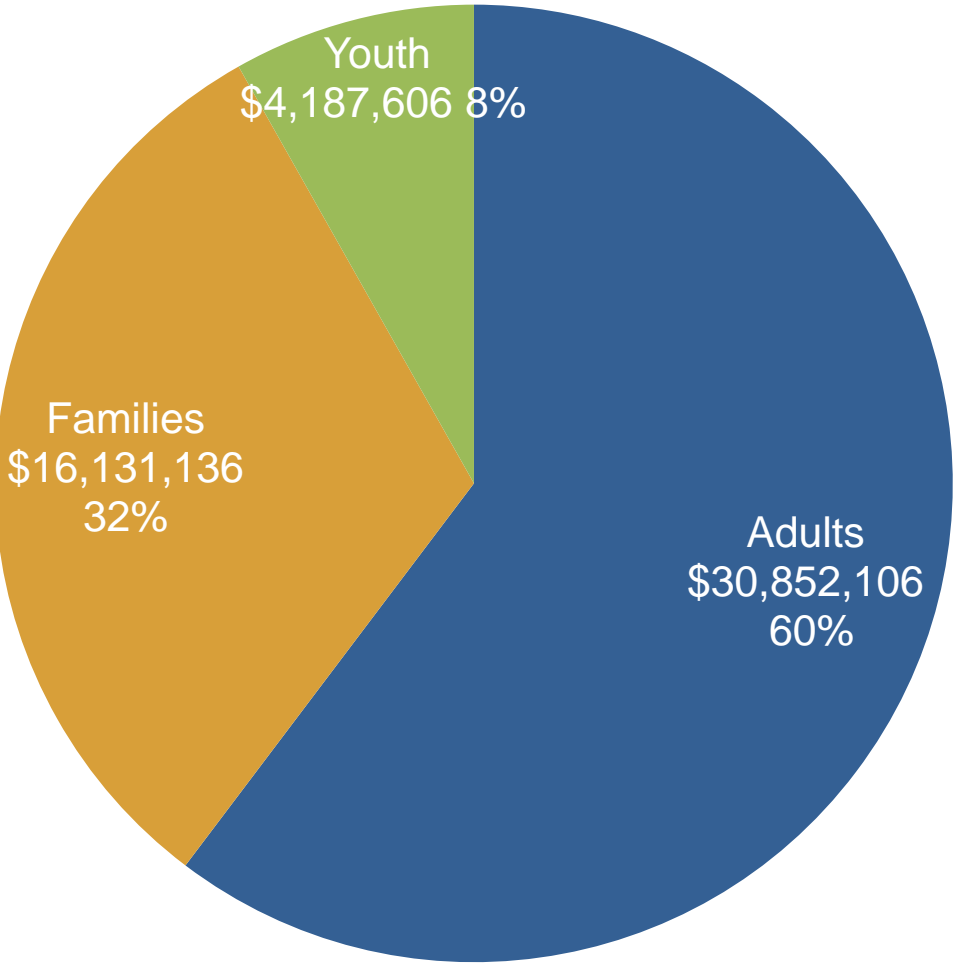


Funding Sources for Homeless Services

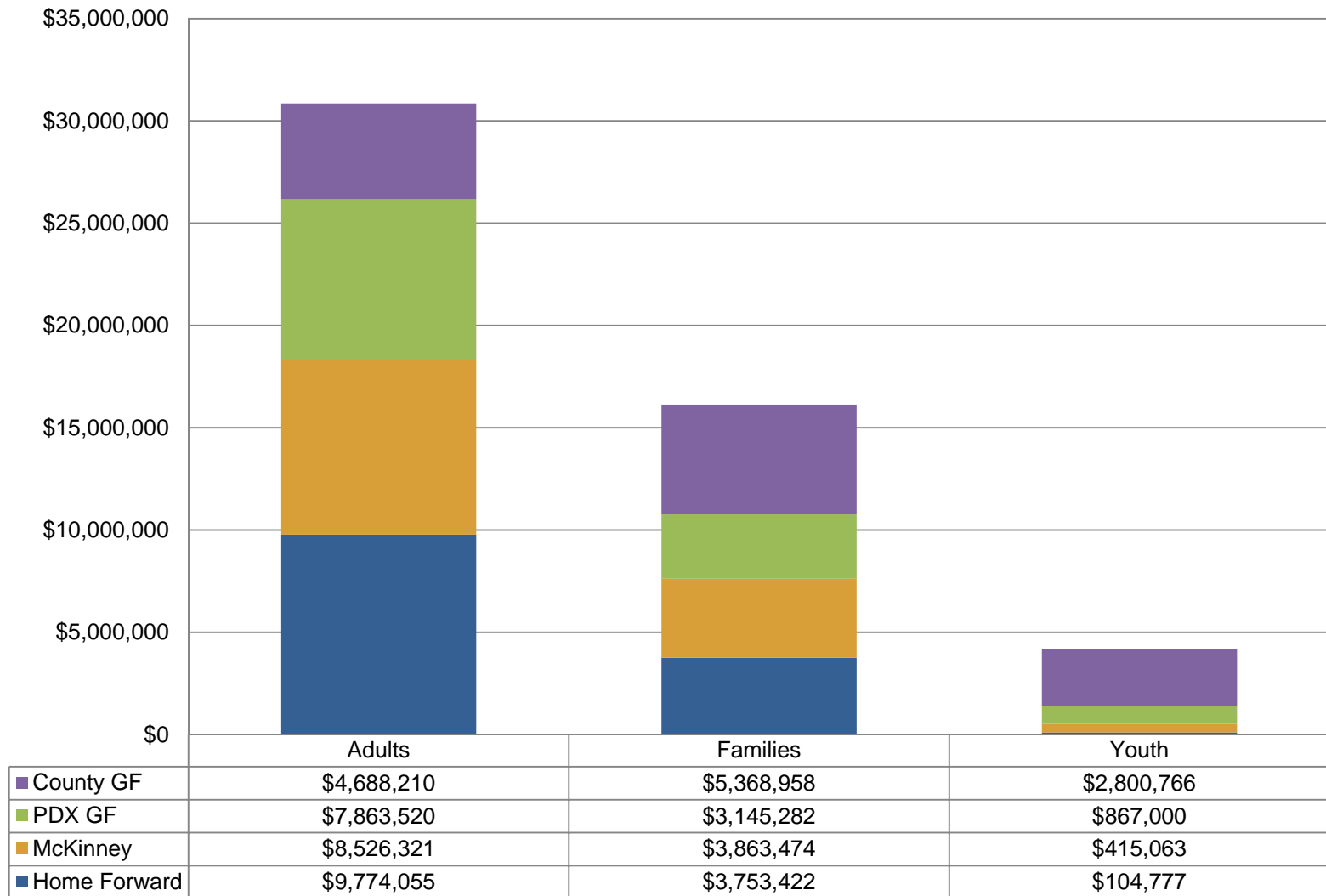


Total funding is nearly \$52 million

Funding by Population Served

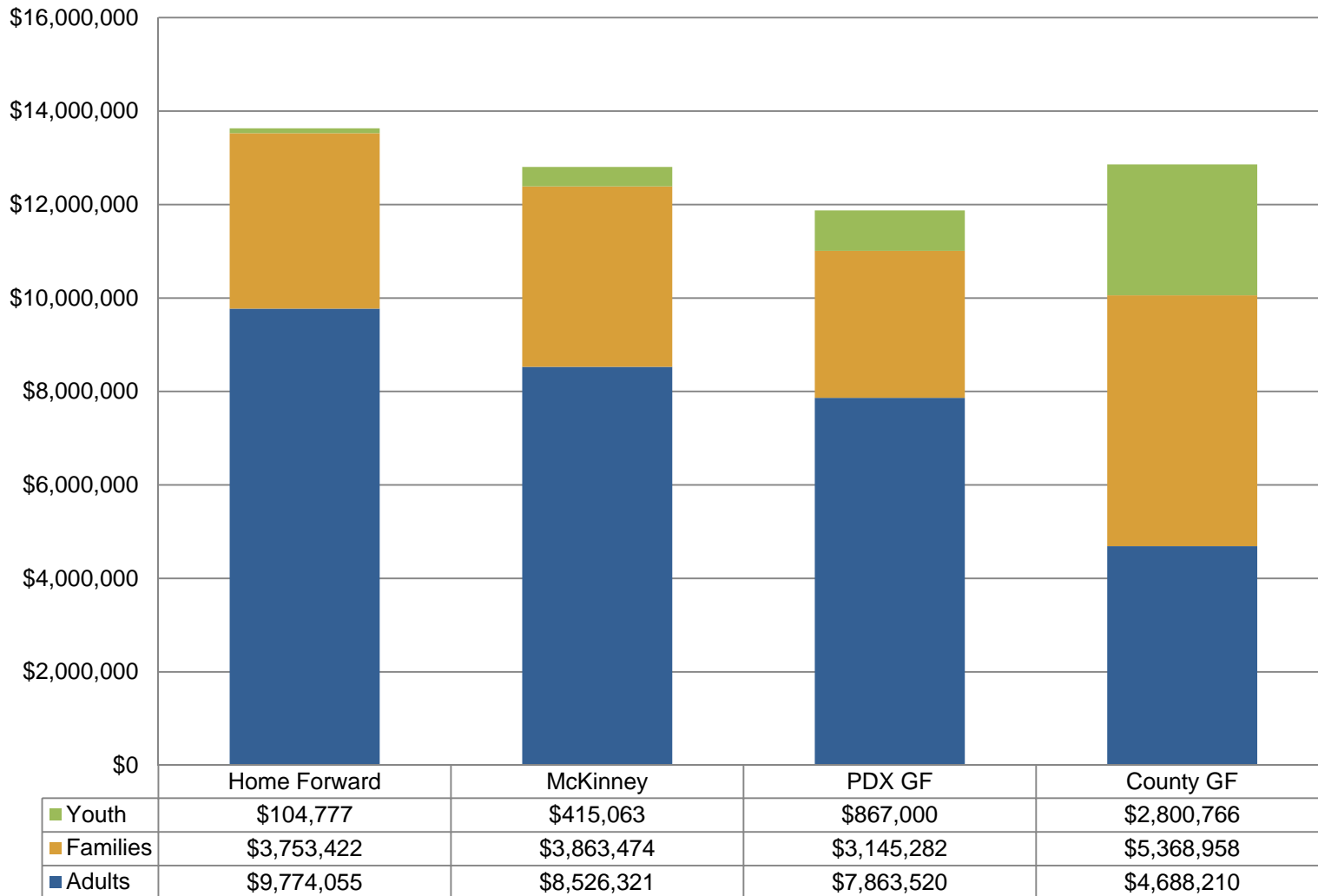


Funding Source by Population

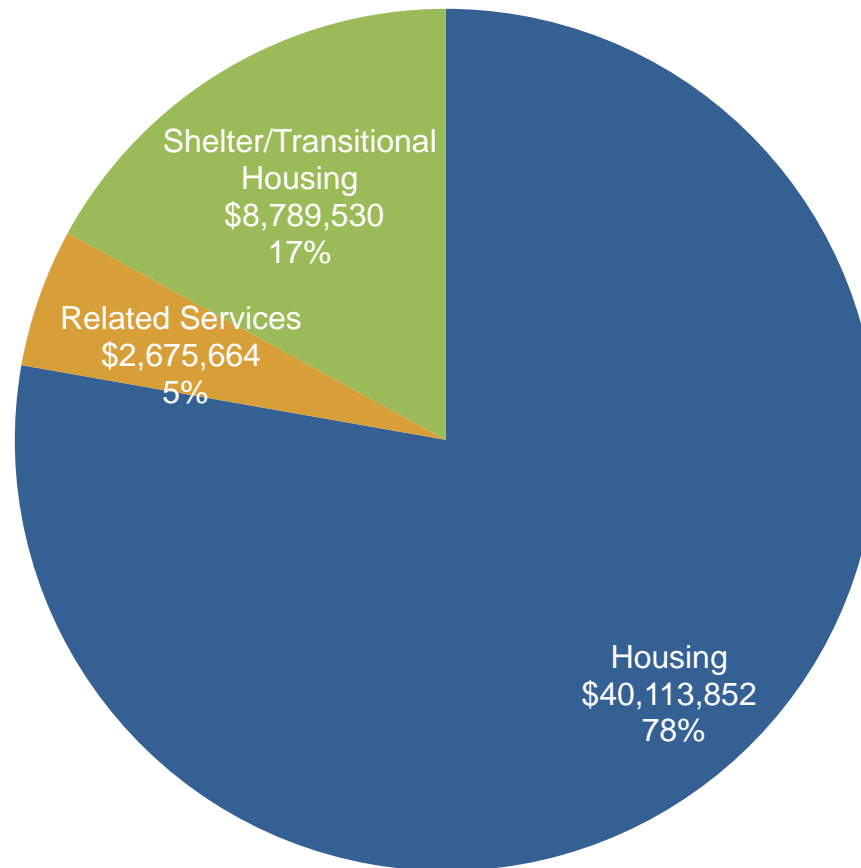


All jurisdictions provide funding for all populations

Population by Funding Source

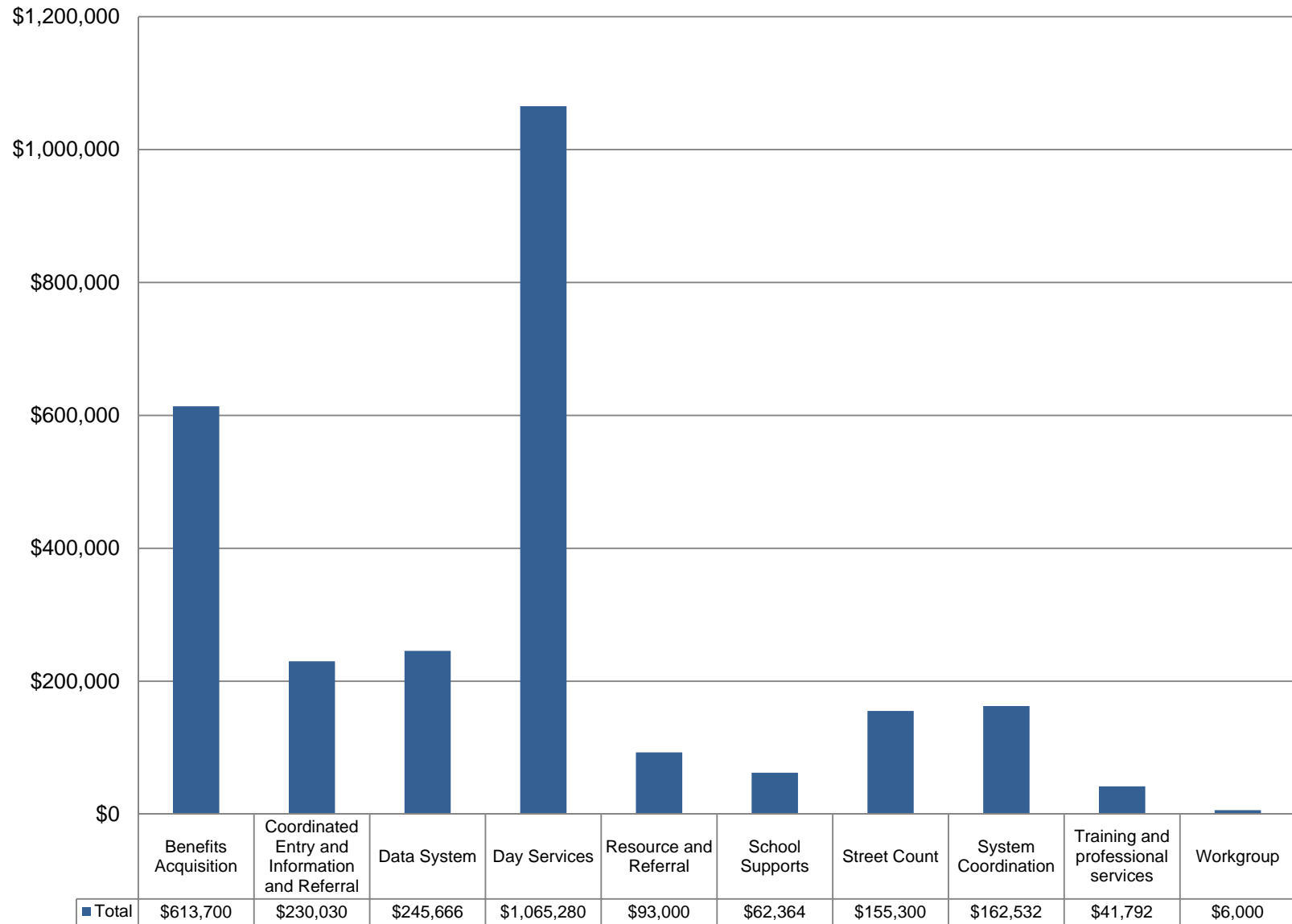


Service Types

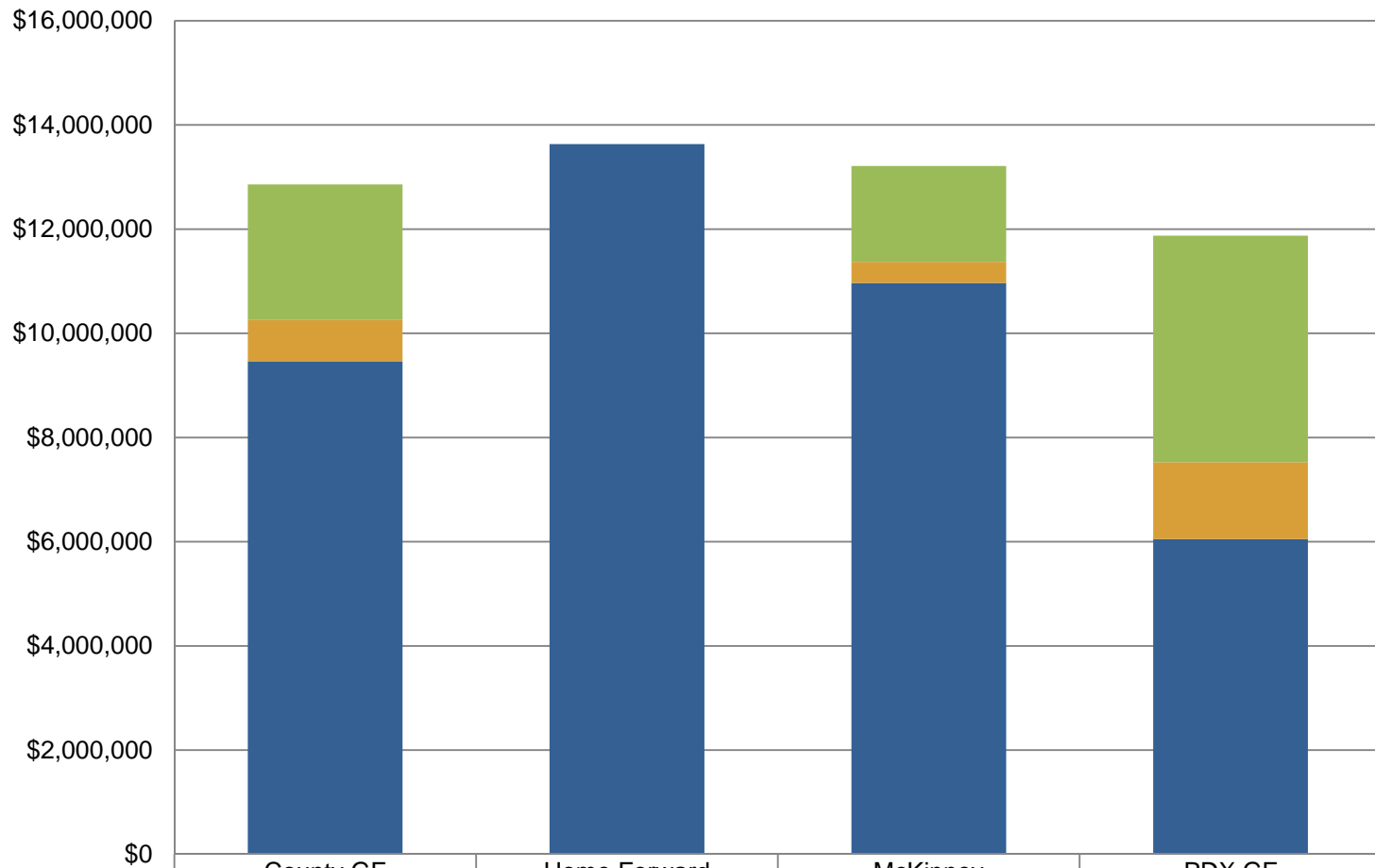


Housing funding increased 25% since FY 2012, and from 70% to 78% of total

Related Services



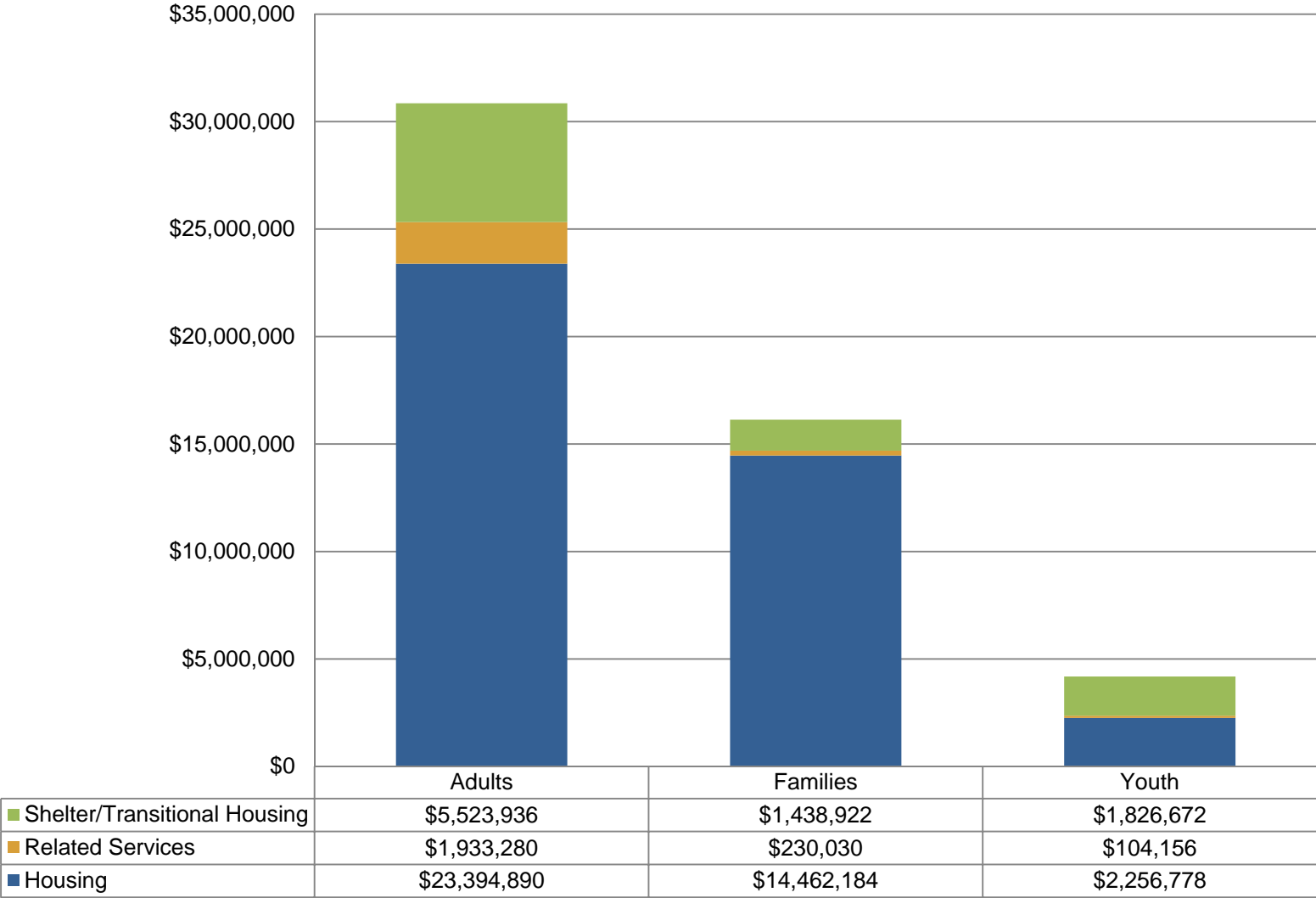
Service Type by Funder



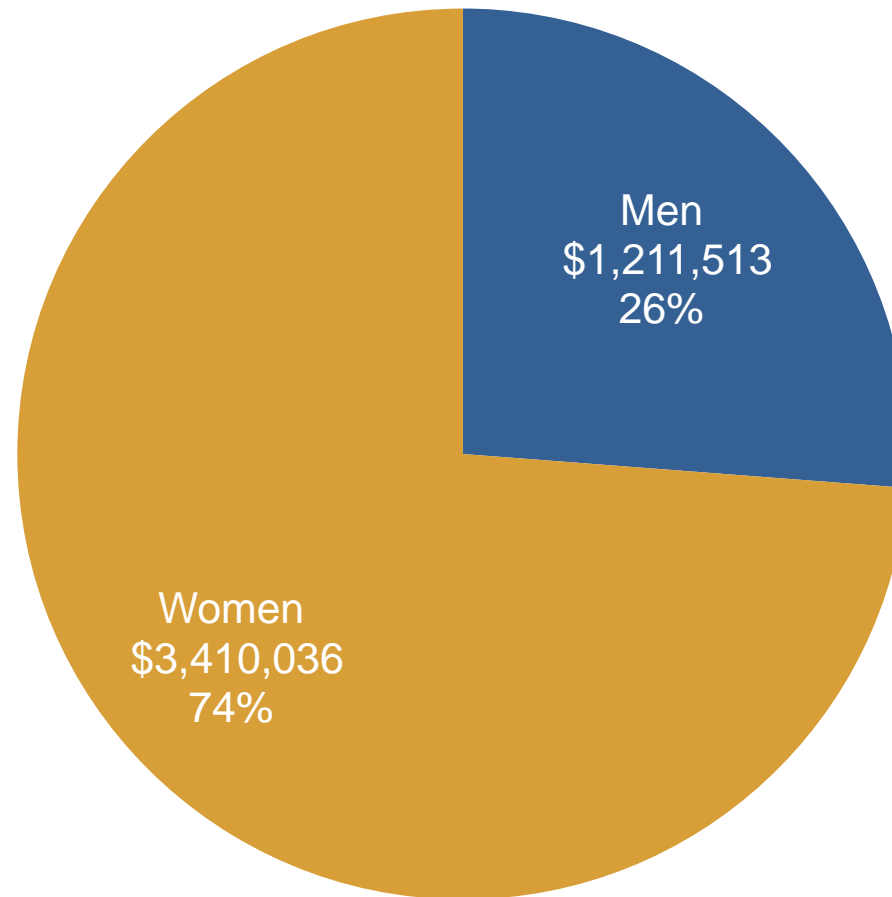
Shelter/Transitional Housing	\$2,600,403		\$1,838,915	\$4,350,212
Related Services	\$792,886		\$408,198	\$1,474,580
Housing	\$9,464,645	\$13,632,255	\$10,965,943	\$6,051,010



Service Type by Population

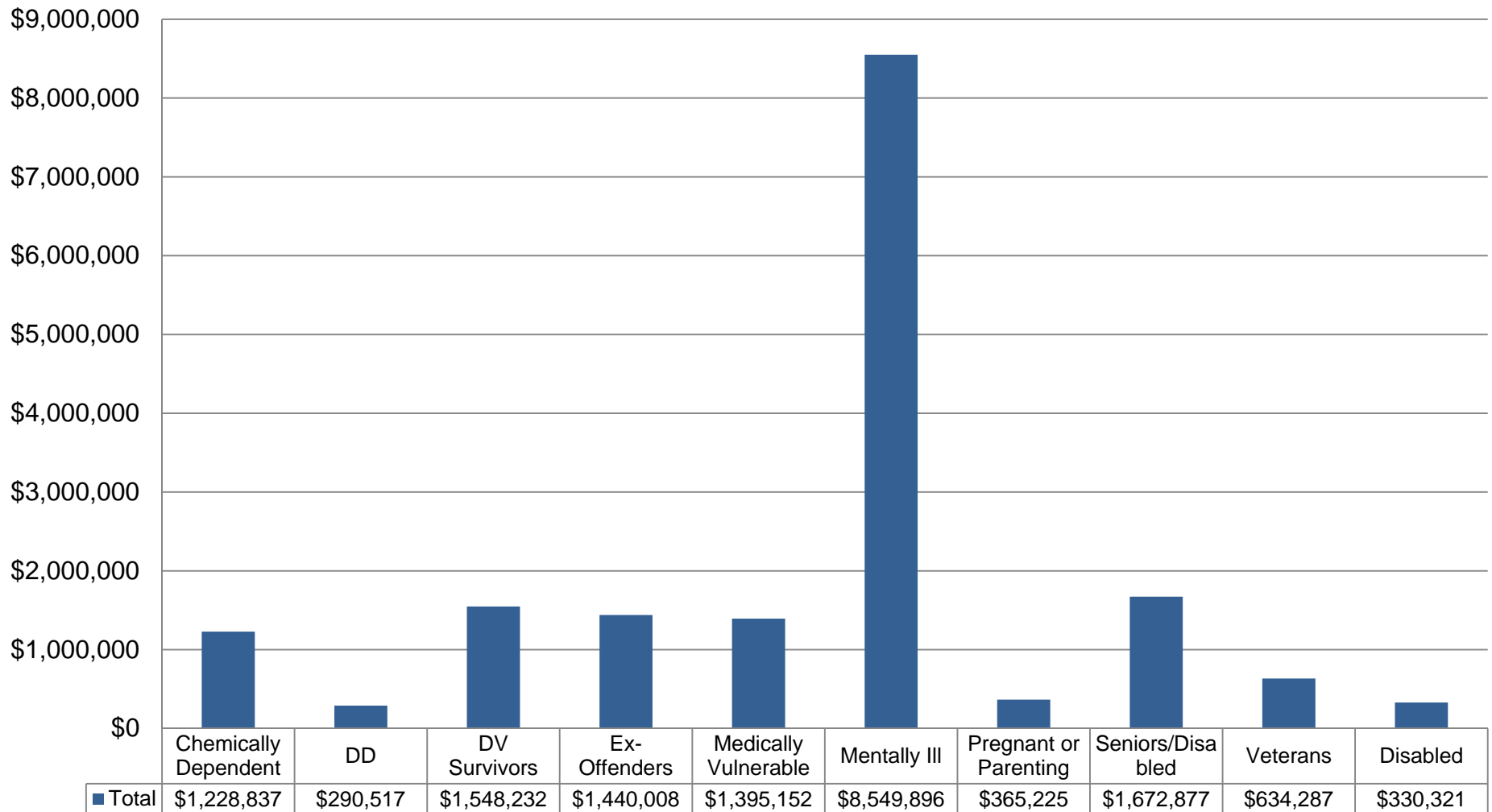


Gender Specific Services



\$4.6 million targeted for gender specific services

Special Needs Populations



Over \$17 million targeted for special needs populations. Nearly half is for mental health services.

Programs Jointly Funded

Project	County GF	PDX GF	Home Forward	McKinney	Total
Alcohol and Drug Free Housing	\$615,408	\$76,000		\$270,429	\$961,837
Benefits Acquisition	\$418,700	\$195,000			\$613,700
Bridges to Housing	\$938,206		\$1,291,302	\$241,051	\$2,470,559
Community Engagement Program	\$787,880	\$267,000			\$1,054,880
Family Futures	\$791,035			\$1,172,940	\$1,963,975
Family Unification Program	\$200,000		\$770,417		\$970,417
Flex funds for Veterans	\$30,000		\$62,614		\$92,614
Homeless Families System	\$1,137,087	\$700,000			\$1,837,087
Homeless Youth Shelter	\$563,071	\$214,000			\$777,071



Programs Jointly Funded cont'd

Project	County GF	PDX GF	Home Forward	McKinney	Total
HomeSafe	\$209,102			\$365,225	\$574,327
Jean's Place		\$107,196		\$247,670	\$354,866
Rose City Resource Guide	\$40,000	\$30,000			\$70,000
Royal Palm	\$150,000			\$711,638	\$861,638
Short-Term Rent Assistance	\$1,809,477	\$556,260	\$1,040,729		\$3,406,466
Transitional Housing for Homeless Families	\$236,384			\$399,984	\$636,368
Total	\$7,926,350	\$1,589,196	\$3,165,061	\$3,408,937	\$16,089,544



Summary and Next Steps

- Opportunities for aligned contracting among jurisdictions.
- Places where investment could be refocused or new resources developed to achieve Home for Everyone goals.
- Critical information to tell the story to the community about efforts to end homelessness.
- Governance
- Aligned Budgeting

