



# Scaling Response to Need: Early wins in expanding to scale Outcomes: FY 2015-16

Executive Committee

09/22/2016

1

## Bottom lines:

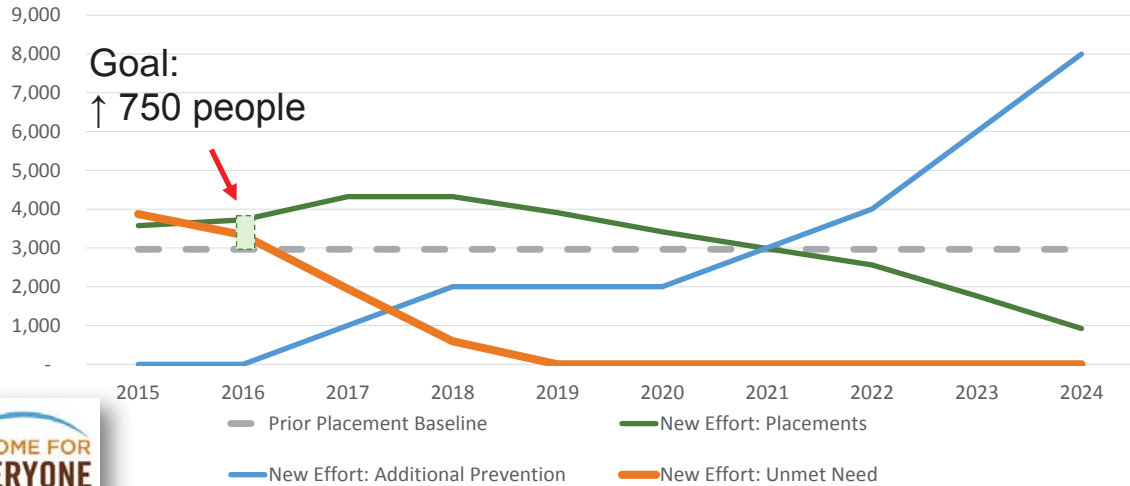
- Expanded funding for placement, prevention, and safety off the streets
  - Exceeded goals for placements 4603 people
  - Maintained prevention efforts 9360 people
  - Increased people served in shelter 6644 people
  - Strengthened outcomes for racial equity



2

## What it takes to end homelessness: (Do enough, for long enough)

Permanent housing placement and unmet housing need among people experiencing homelessness in Multnomah County (annual, estimated)



## Exceeded placement goals

Placements into Permanent Housing

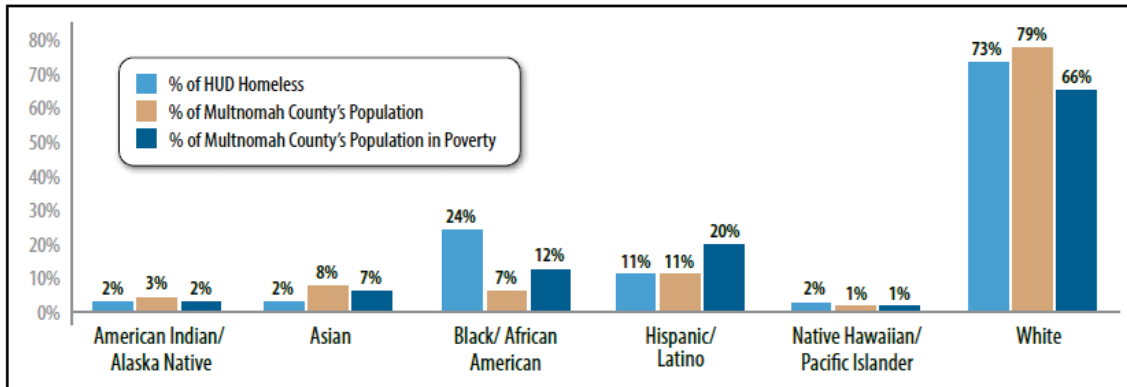


Entries into Permanent Housing (Individuals)

- People entering permanent housing
- AHFE Placement Goals



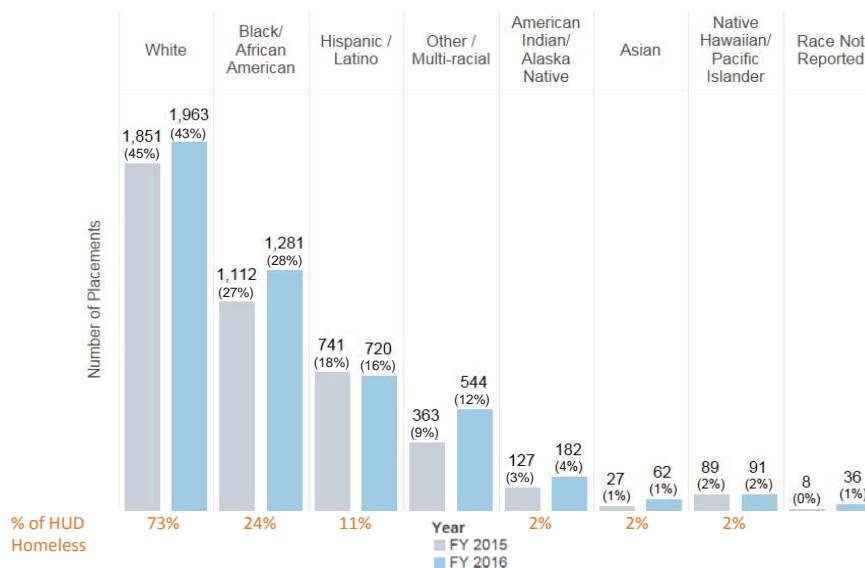
# Existing racial disparities



Source: 2015 Point in Time Count of Homelessness in Portland and Multnomah County. Accessed from <https://www.portlandoregon.gov/phb/61362> on 11/30/2015.

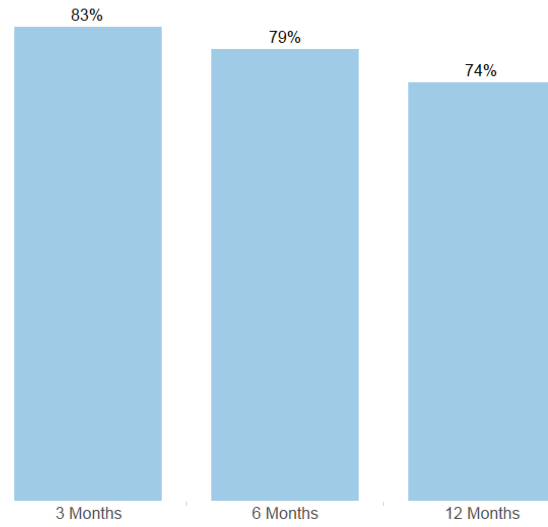
# Addressing racial disparities: Placement

Placements by Race/Ethnicity



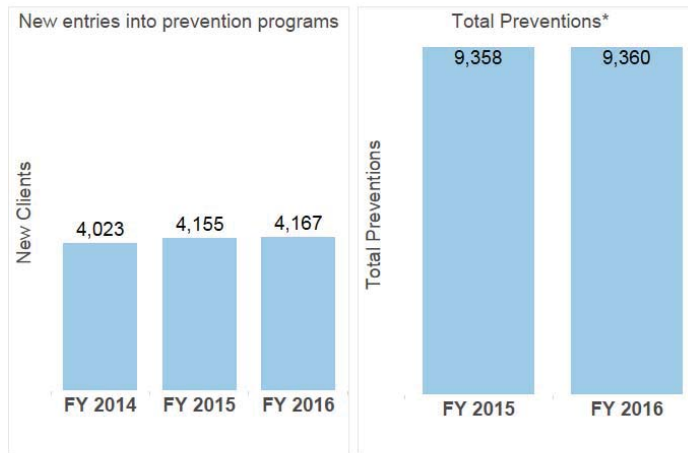


### Permanent Placement Retention



## Maintained prevention effort

### Prevention Programs

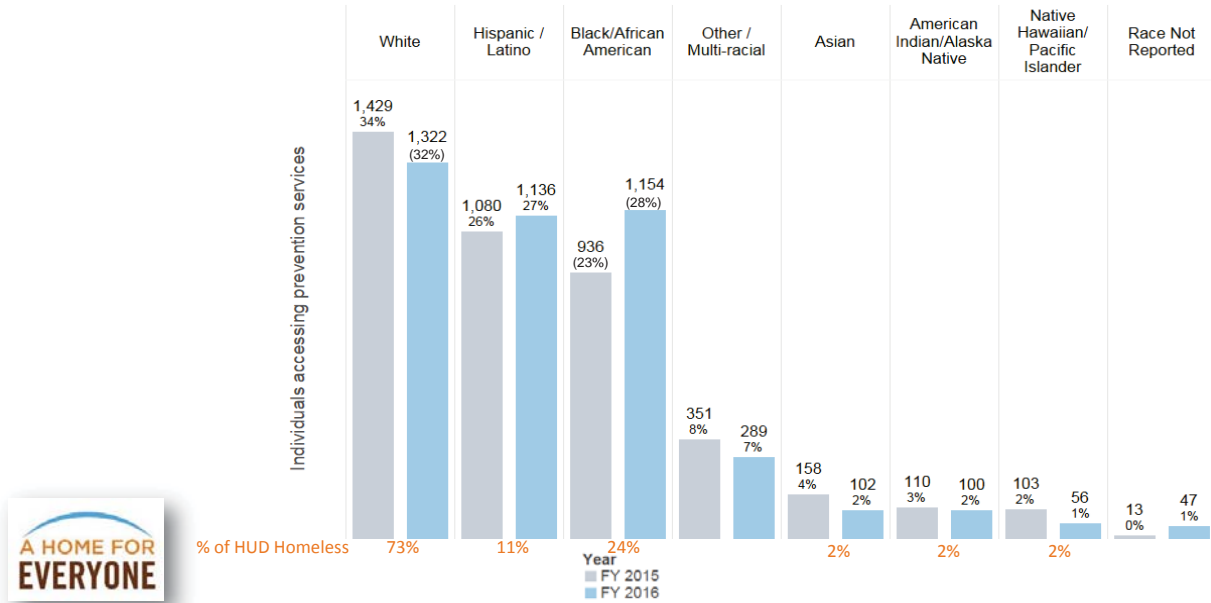


\*Total preventions includes both new entries into prevention programs and other individuals who were active in a prevention program during the year.



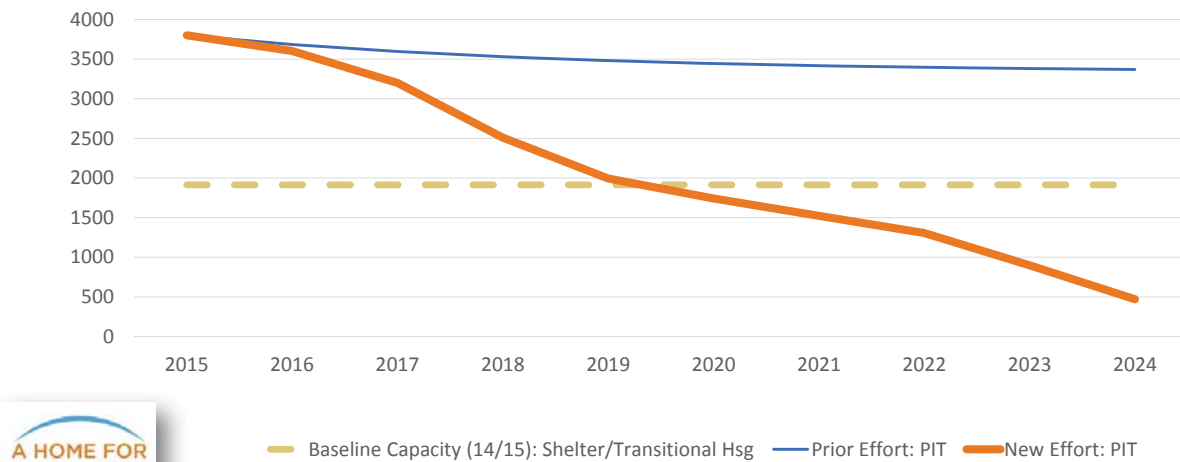
# Addressing racial disparities: Prevention

Prevention Services by Race



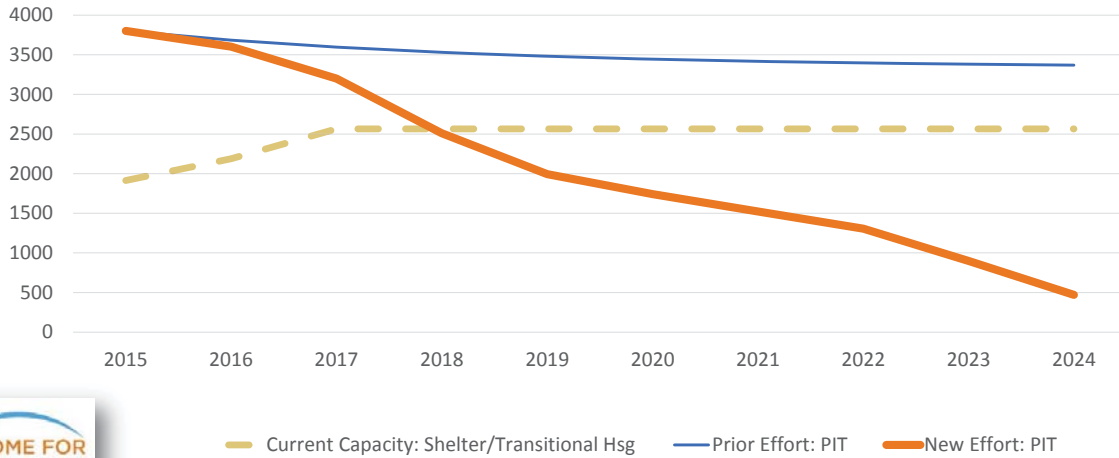
# Expanding Safety Off the Streets Capacity

Estimated people experiencing homelessness in Multnomah County (Point-in-time)

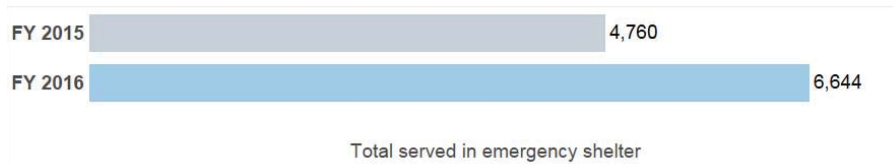


# Expanding Safety Off the Streets Capacity

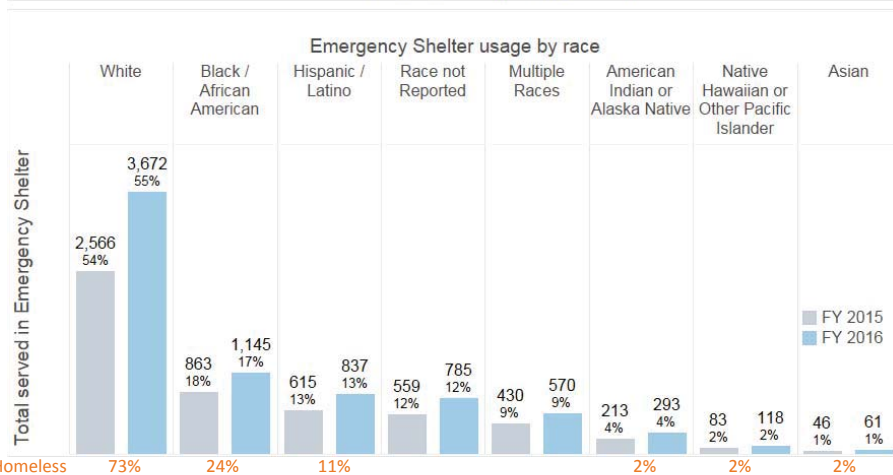
Estimated people experiencing homelessness in Multnomah County (Point-in-time)



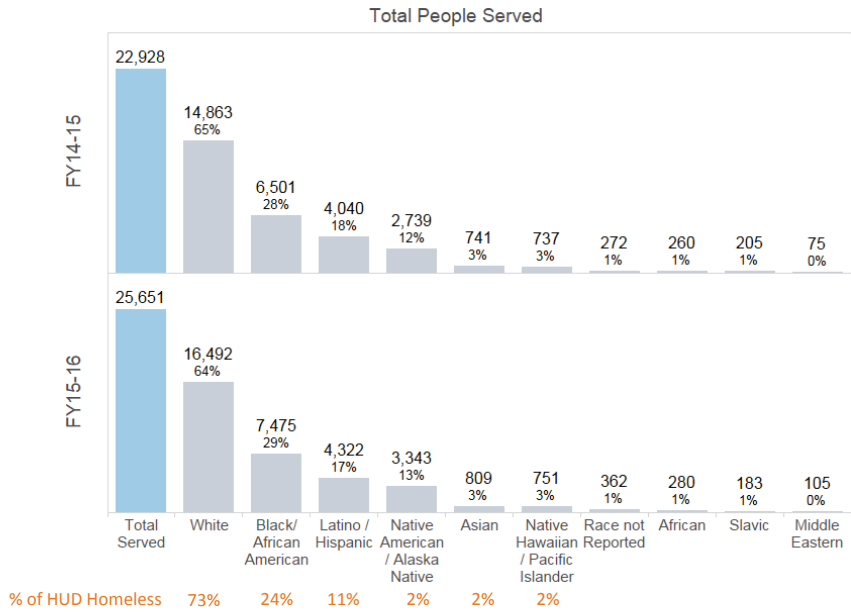
## Total served in Emergency Shelter



Total served in emergency shelter



# Increased total served



**Looking forward:  
Expanding effort into FY16/17  
and beyond**

# A Home for Everyone – 16/17 Goals

## Initiative Goals

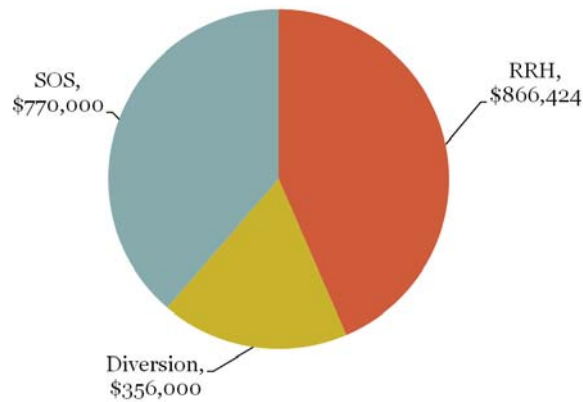
- Expand SOS capacity by 650 beds
  - Women – 270 beds plus 50 DV beds
  - Couples – 240 beds (120 couples)
  - People with severe disabilities – 30 specialty beds (400+ served)
- Increase placements into housing by 1350 people
  - People of color, particularly African American adults – 520 people
  - Women – 1000 people
  - People with severe disabilities – 237 people
- Increase prevention/diversion by 1000 people
  - People of color, especially African American adults and families – 200
  - Women – 500 people
  - People with severe disabilities - 370

15

15

# Total New Funding By System: DV

- Domestic Violence: \$1,992,424



16



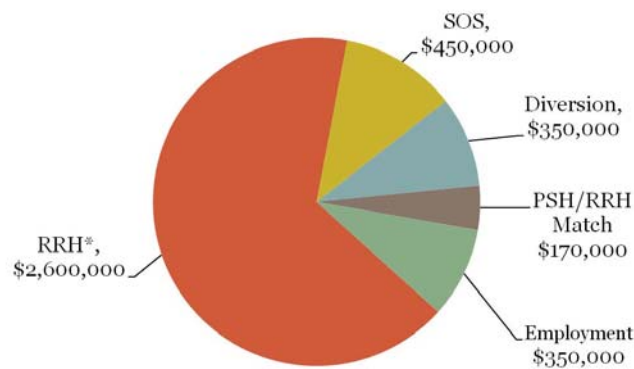
## New/Expanded Domestic Violence Capacity

- ❖ New Shared Housing Units
- ❖ New DV Community Advocates offering DV Services in Non-Traditional Settings
- ❖ Expanded Housing Placement Staff Capacity
- ❖ Expanded Rental Assistance

17

## Total New Funding By System: HFSC

- Homeless Family System of Care: \$3,920,000



\* Approximately \$1,000,000 of RRH is not new capacity, but instead reflects continuation funding of previous year's County general fund.

18

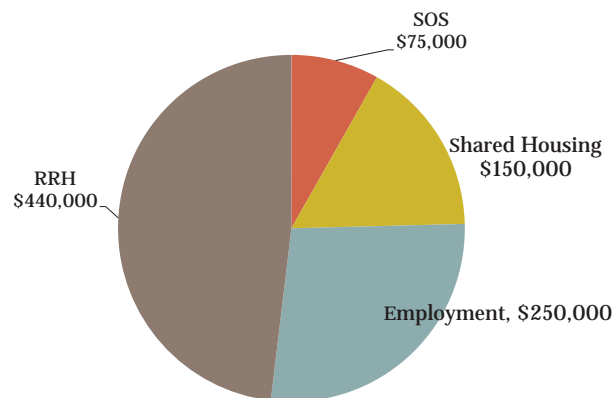
## New/Expanded HFSC Capacity

- ❖ Expanded Shelter Diversion
- ❖ Stabilized Overflow Capacity for No Turn Away Shelter – Budgeted at 180 beds/night
- ❖ New RRH and PSH Capacity at SEI/Urban League
- ❖ Expanded flexible rent assistance
- ❖ TANF and Culturally Specific Employment in partnership with DCHS

19

## Total New Funding By System: Youth

- Homeless Youth: \$915,000



20

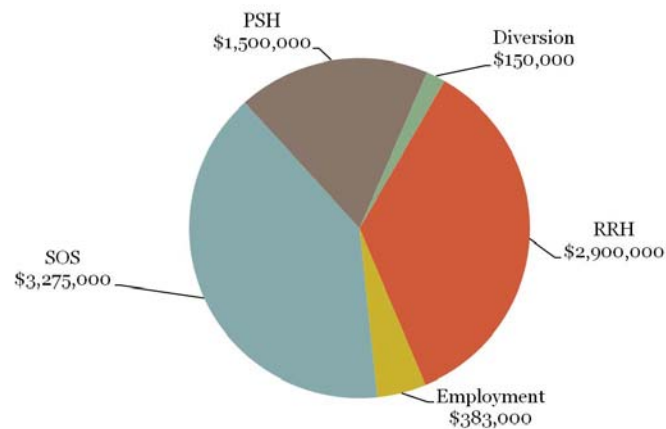
## New/Expanded Homeless Youth Capacity

- ❖ Substantial increase in flexible rental assistance
- ❖ New shared housing capacity
- ❖ Expanded culturally specific rapid rehousing
- ❖ New job readiness and day labor employment program

21

## Total New Funding By System: Adults

- Adult Households Without Children: \$8,208,000



22

## **New/Expanded Capacity for Adults**

- ❖ Two new “in reach” teams to increase permanent housing placement capacity at shelters and camps
- ❖ Increased flexible rent assistance
- ❖ New culturally specific RRH/PSH capacity
- ❖ Over 400 new shelter beds for women, couples, men with disabilities, and veterans
- ❖ 52 New master leased PSH units for Veterans
- ❖ Four new benefits specialists
- ❖ Expanded adult supported employment services

23

## **Additional JOHS Investments**

- ❖ Expanded HMIS: \$200,000
- ❖ Coordinated Assessment Outreach Team: \$200,000
- ❖ East County Service Expansion: \$300,000
- ❖ Unity Center SOS: \$600,000
- ❖ Criminal Justice Diversion: \$180,000
- ❖ Ticket Home: \$200,000
- ❖ Healthcare Discharge Planning: \$210,000

24

## Looking to FY 17

- Coordinating Board led budget recommendation process with a focus on sustaining our increased capacity.
- Evaluating our progress and adjusting our policy and investment strategies.
- Developing an action plan on Chronic Homelessness

25

## Chronic Homelessness

- Need: Unsheltered CH
  - 2007 (pre-recession): 386
  - 2011 (post-recession, families included): 786
  - 2013: 992
  - 2015: 875 (120% increase since 2007, 21% decrease from 2013)
  - 2017: ?
- Assess: Who and Why?
- Respond: How do we address it?

26