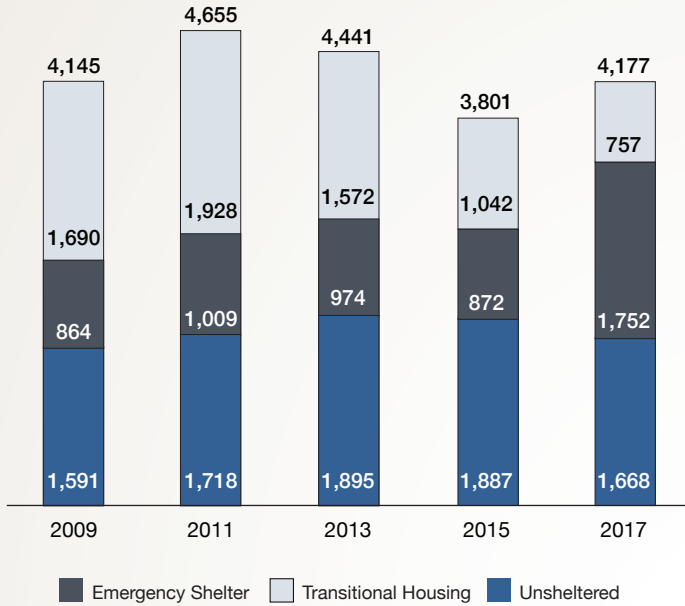


# Multnomah County, Oregon

## Homeless Point-In-Time Count

# 2017

### 2017 Homeless Census Population



Every two years, **Multnomah County** and the **City of Portland** have worked together on a comprehensive “point-in-time” count of children and adults experiencing homelessness.

This year, volunteers and outreach workers asked **where those neighbors slept the night of Feb. 22**: in emergency shelter, in transitional housing or somewhere else not considered fit for human habitation. Communities nationwide must conduct counts to remain eligible for federal grant funding.

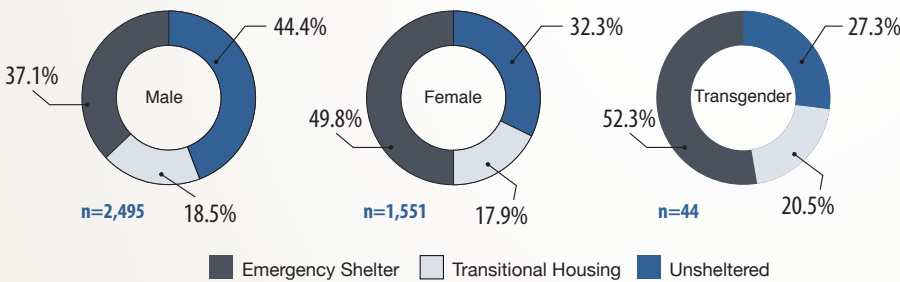
This year’s count, with **11.6 percent fewer people counted sleeping without shelter**, speaks to the promise of our community’s unprecedented investments in rent assistance, housing placements and more than 600 new beds of shelter.

Last budget year, partners in our community initiative to end homelessness, **A Home for Everyone**, helped more than 25,600 people, providing **a record 4,600 housing placements** and a record 6,600 people served in shelter. Through three-quarters of the 2017 fiscal year, those providers have already reached **another record for shelter access** and are ahead of last year’s pace in housing placements.

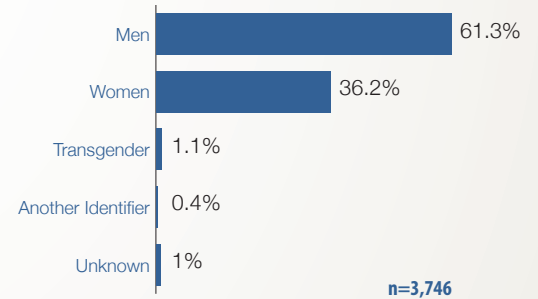
## Who’s Homeless in Multnomah County in 2017?

### Homelessness By Gender

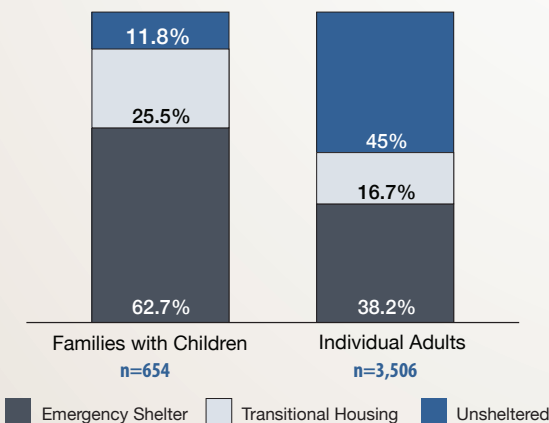
Shelter Status, All Ages



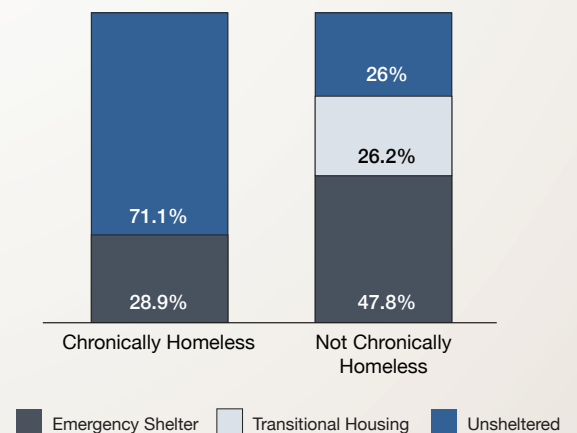
### Overall Adult Population



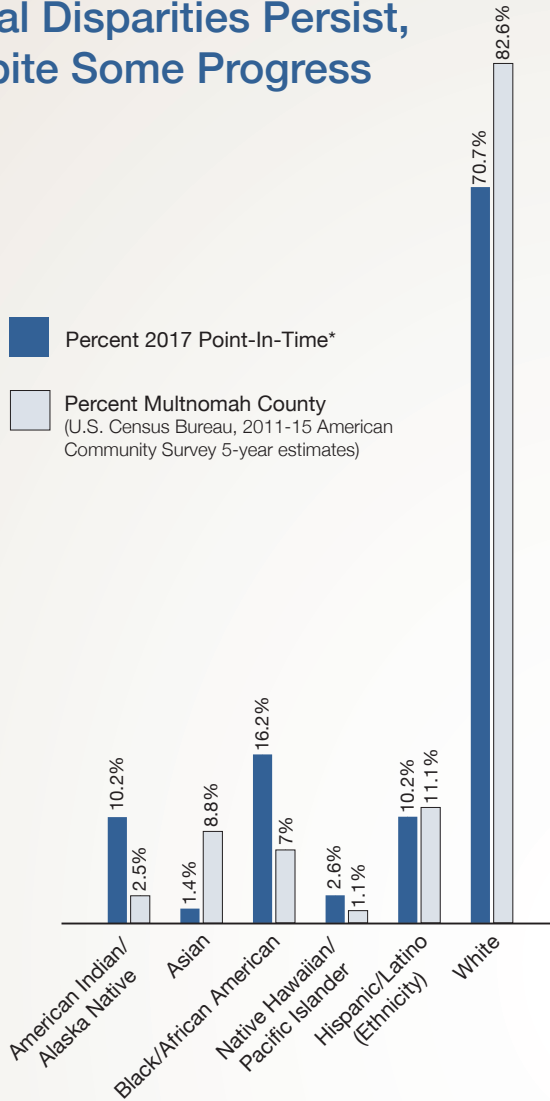
### Homelessness By Family Status



### Chronic Homelessness

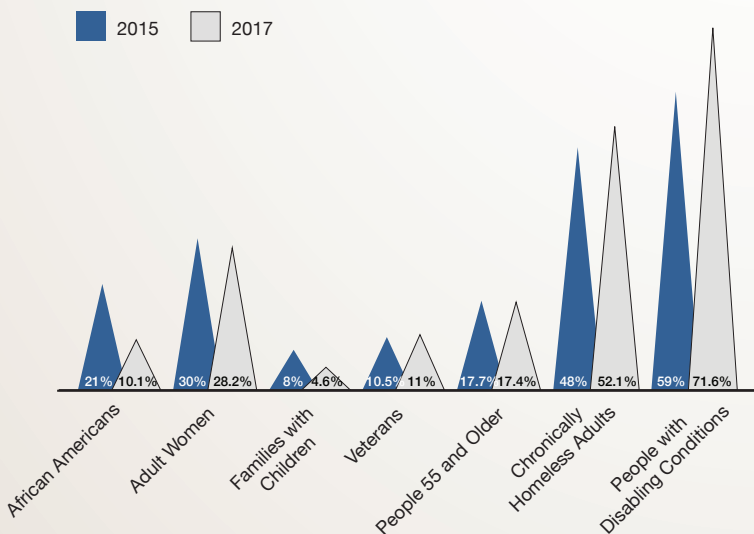


## Racial Disparities Persist, Despite Some Progress



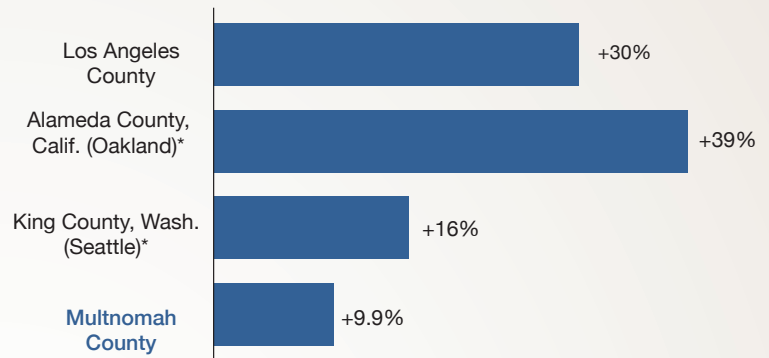
\*Because respondents can choose multiple categories, results exceed 100%.

## Changes in Key Populations' Share of the Unsheltered Count, 2015-17

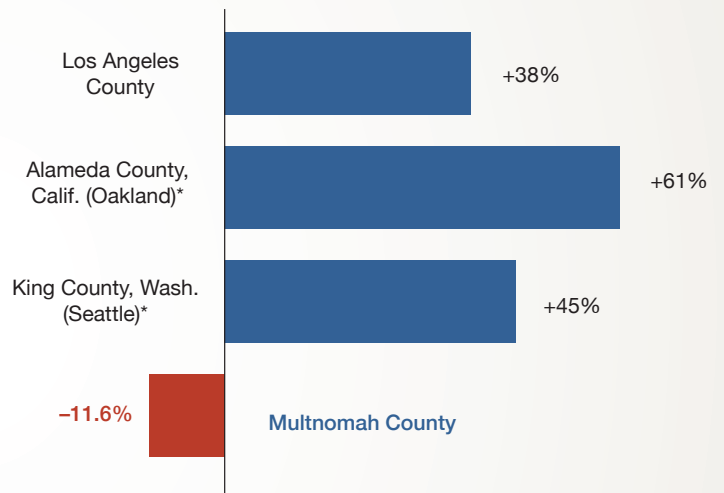


## How Are Other Communities Faring?

Overall Homelessness on the West Coast, 2015-17



Unsheltered Homelessness on the West Coast



\*Alameda and King counties changed their street count methodology in 2017.

## Widening Gap Between Rents and Incomes in Portland

In the Portland area, the average one-bedroom apartment **now rents for more than \$1,100 a month**, according to data from Multifamily NW. That number has grown **20 times faster** than the median income since 2015.

Meanwhile, more than 18,000 people in Multnomah County rely on **federal disability checks that top out at \$735 a month**. For minimum wage workers, rent increases since 2005 have cost thousands of dollars in real income and made it more difficult to tend to other basic needs.

For a full review of the Multnomah County, Oregon, Homelessness Point-In-Count Report visit:

[ahomeforeveryone.net](http://ahomeforeveryone.net)

