

Drug Use in Mult. County

Haven Wheelock
IDU health services
Outside In

1



MISSION STATEMENT

Helping homeless youth
and other marginalized
people move towards
improved health and
self-sufficiency.

2

The Syringe Exchange Stats

- ~200 people per day
- 4,503 unique clients
- 39,703 visits
- 1,001,653 Needles issued
- 107 HIV tests
- 75 HCV tests
- 306 Med referrals
- 962 total referrals including 215 Tx referrals
- 2,146 people trained to use naloxone (since 2013)
- 11,000 vials of naloxone given
- 1,712 reversals reported



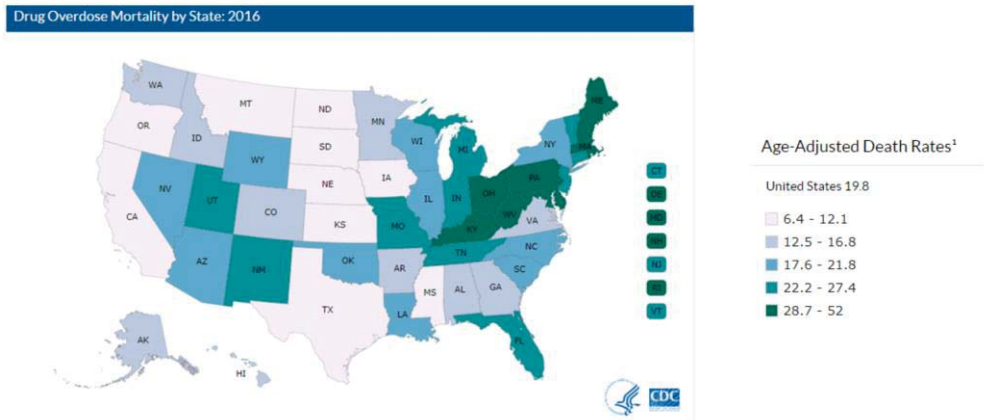
3

All stats other than the naloxone data are from FY 2017. Naloxone numbers are from the start of the program in July of 2013 through June 2015. 23% increase in the number of visits over 2012.

National Data

4

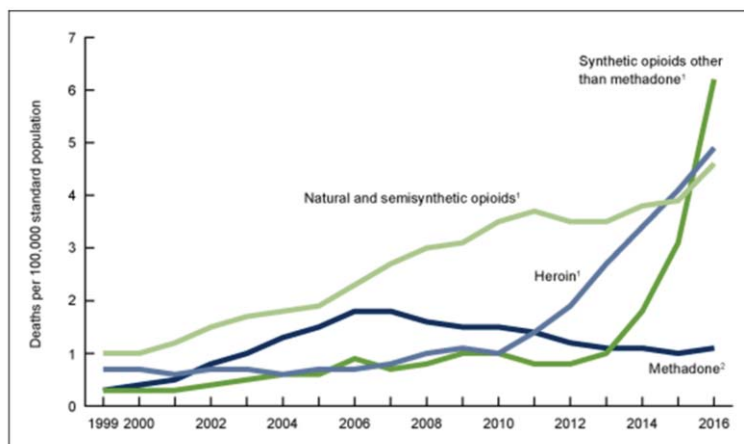
The national picture



5

Nationally 19.8 per 100,000 people die from an overdose
Oregon is at 11.9 per 100,000 (this is 506 deaths in Oregon)
Nationally age adjusted mortality increased 21% from 2015-2016
174 people die every day. 1 death ever 8 min

A nation wide epidemic



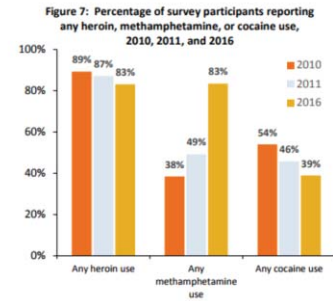
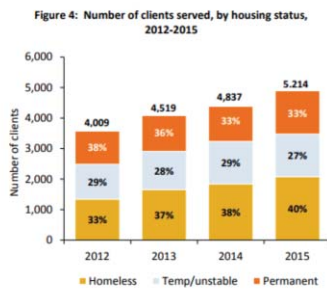
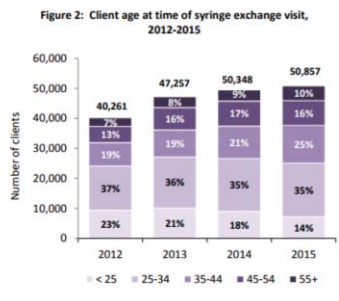
6

Death Data is often tricky. Many overdoses have several substances. Still SCARY

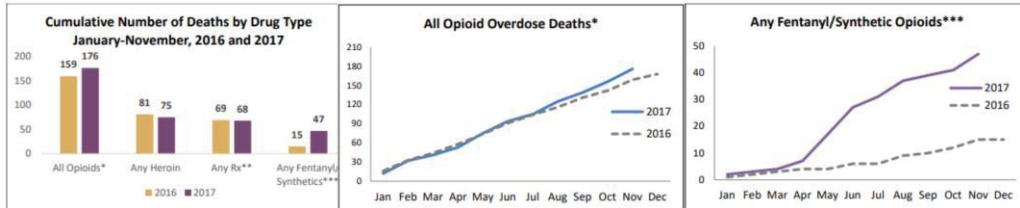
Some Tri-County Stats

<https://portlandprofessional.oregonpainguidance.org/wp-content/uploads/sites/8/2017/02/TRI-COUNTY-REGION-OPIOID-TRENDS-2016-REPORT.pdf>

County Wide Syringe Exchange Data



Increase in the number of clients
 Increase in the number of people who are homeless
 LARGE increase in people who report meth use

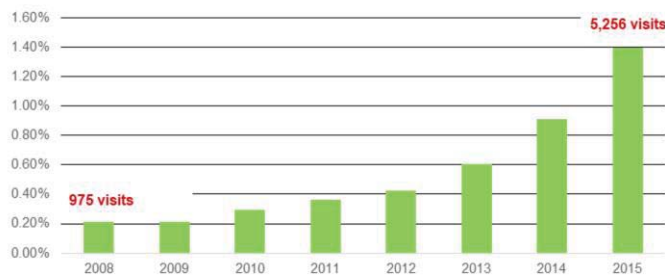


<https://portlandprofessional.oregonpainguidance.org/wp-content/uploads/sites/8/2018/04/Nov-MedEx-surveillance-report.pdf>

9

Tri County death information.
 From 2009-Nov 2017 1,633 people died in the tri county of Opioid overdose ALONE

Percentage of hospital admissions identified as IDU-related*, Oregon 2008–2015



*Based on discharge diagnosis for substance use disorder and infection related to injection drug use

Source: Inpatient Hospital Discharge Data, Office of Health Analytics



10

Increase in hospital admissions for infections from injecting.

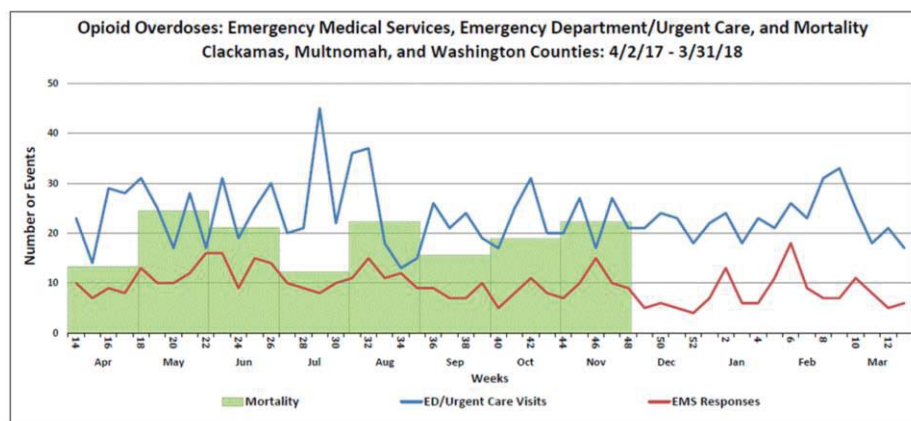
Oregon has the 3rd highest HCV rates in the US more than twice the national average from deaths from HCV

What are we doing about it?

There is so much hope

11

Improving Surveillance



<https://portlandprofessional.oregonpainguidance.org/>

12

“Real time” surveillance of tri county 911 overdose calls and ER visits for overdose. Death data provided from the medical examiner at a slower timeline.

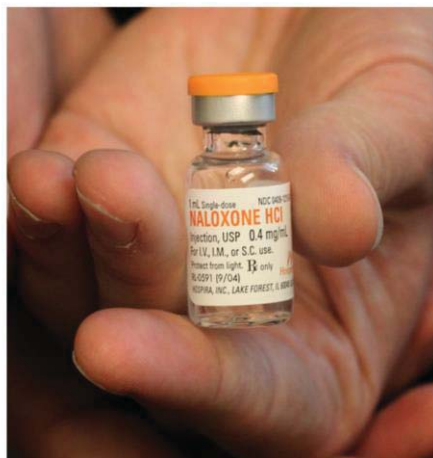
Syringe Services



13

Currently there are 5 county funded sites
Outside In is down town and at the Clackamas service Center
Mult Co has 3 sites on the east side
PPOP is in St Johns as well as doing street outreach

Access to Naloxone



14

Can be prescribed by a doctor, picked up at the pharmacy (without a Rx) or through any syringe exchange. 1000s of overdose reversed

Syringe Drop Boxes



15

Currently there are 2 on the water front. The City/County are putting in at least 3 more. One in St Johns one in Lents and one on the SE waterfront

Fentanyl Surveillance and Testing



16

Test Strips are SUPER Effective although not very specific. Can't tell you how much drugs are in something or what kind of fentanyl it is. Just yes or no answers

We have tested 103 tests 29 have come up positive (28%). We have had positives in Heroin, Benzo tablets and 1 sample that tested positive in Meth

Increased Access to Evidence Based Treatment



17

Wheelhouse is up and running and increasing access to MAT in our community

Law Enforcement Assisted Diversion



18

LEAD is looking to Expand

Increasing Access to Low Barrier Shelters and Housing



19

Talking way more about increasing low barrier shelters (although we need to reframe this to make neighbors less scared... Is there some other word we could use?)

Questions?

Haven Wheelock
Outside In
Havenw@outsidein.org



20