

THE DURASEIN® SHEET NUMBERING SYSTEM

BRAND NAME	COLOR CODE	COLOR NAME	SHEET SIZE	DATE	BATCH	SHEET	QC	DIRECTION
DURASEIN®	DM5009	ROYAL CARRERA	230144	01132016	01	40	PASSED	-
DURASEIN®	DM5009	ROYAL CARRERA	230144	01132016	01	39	PASSED	-
DURASEIN®	DM5009	ROYAL CARRERA	230144	01132016	01	38	PASSED	-
DURASEIN®	DM5009	ROYAL CARRERA	230144	01132016	01	37	PASSED	-
DURASEIN®	DM5009	ROYAL CARRERA	230144	01132016	01	36	PASSED	-
DURASEIN®	DM5009	ROYAL CARRERA	230144	01132016	01	35	PASSED	-
DURASEIN®	DM5009	ROYAL CARRERA	230144	01132016	01	34	PASSED	-

This image shows the edges of Durasein® veined color sheets

Standard colors:


Both the back of the sheet and the long side of the sheet have print codes.

At the back of sheet, the last two numbers mean batch number.

For example the number on the **back** of the sheet

230144 01132016 01 means


- 2 (1/2" thickness)
- 30 (width)
- 144 (length)
- 01 (month)
- 13 (day)
- 2016 (year)
- 01 (batch number)



At the long edge of the sheet, the number sequence will be similar, however, the last two numbers represent the sequence of sheets from one batch.

For example the number on the **edge** of the sheet

230144 01132016 01 40 means:



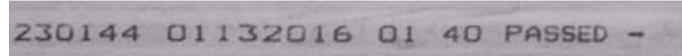
- 2 (1/2" thickness)
- 30 (width)
- 144 (length)
- 01 (month)
- 13 (day)
- 2016 (year)
- 01 (batch number)
- 40 (sequence or sheet number)

Vein colors:

Only the long side of the sheet has printing.

For example the number on the **edge** of the sheet

230144 01132016 01 40 means:



- 2 (1/2" thickness)
- 30 (width)
- 144 (length)
- 01 (month)
- 13 (day)
- 2016 (year)
- 01 (batch number)
- 40 (sequence or sheet number)

Note: The arrow following the numbers (" → ") means pattern direction.

Therefore, sheet numbers are indicated by the last two numbers printed on the side **edge** of the sheet.

