



# SKI JORING AMERICA Handbook – 2018

*All Competitors should always defer to individual venue rules and regulations*

**Updated: 11/16/2017**

# TABLE OF CONTENTS

## CONTENTS

Handbook Introduction

SKI JORING AMERICA Mission & Goals

    Mission

    Goals

Advantages of SKI JORING AMERICA Memberships

    Race Venue Membership

        Credibility

        Support

        Insurance

    SKI JORING AMERICA AMBASSADOR

        Promotion, Sponsorship and Fundraising of Member Events

        Communication

    Competitor Membership

Rules and Regulations

    Division and Competition Criteria

        Skier – OPEN/PRO & SPORT Rules and Recommendations

        Rider – OPEN/PRO & SPORT Rules and Recommendations

        Horse – OPEN/PRO & SPORT Rules and Recommendations

    Rules of Competition – General

    Course Safety Rules

    Horse Safety & Treatment

    Race Equipment

    Sportsmanship

    Awards Requirement

    Posting Race Results Requirement

    Competitor Contact Info Requirement

Race Protocol Recommendations

    Course & Jumps Safety Protocol

    Penalty Assessments Protocol

    Horse and Spectator Safety Protocol

Horse Panel Keeper Protocol  
Starting Judge Protocol:  
Race Roles Protocol  
Race Communication Protocol  
Reporting of Run and Race Results Protocol  
Run Dispute Protocol  
Starting Skier Marshal Protocol  
Registration Protocol  
Course Design Protocol  
Length  
Gates  
*Jumps*  
Rings and Stands Design  
Design A  
Ring Stand Design B  
Race Courses Design Examples  
Straight Away Course Design  
*Rounded Course Track Course Design*  
*J-Hook Course Track Course Design*  
SKI JORING AMERICA Point Series  
Points  
Awards

## **HANDBOOK INTRODUCTION**

SKI JORING AMERICA was created in the fall of 2015 in an effort to bring the ski joring community together and create a united organization to help responsibly grow this exciting sport. The board of directors has assembled this handbook in an effort to unify the races and competition with consistent rules and protocols. Ski Joring America has made a list of rules and regulations for all SKI JORING AMERICA member races to implement, as well as suggested protocols to help races run more efficiently, safely, and fairly.

We welcome all competitors and races that wish to be a part of this community. We seek voices of each to facilitate the intelligent expansion of western-style, equine ski joring. We invite you to become a member of SKI JORING AMERICA and assist in our effort to take the sport we all love to the next level.

## **SKI JORING AMERICA MISSION & GOALS**

### **Mission**

- Expand the sport of western-style, equine skijoring in North America while keeping athletes, horses, and spectators safe.
- Create a marketing engine for regional and national corporations with products that appeal to people who love the outdoors, extreme sports, great competition, skiing, horses, cowboys, and beautiful mountain towns.
- Continue fostering a positive environment for families, friends, and communities while connecting with others around the world.

### **Goals**

1. Attract and retain loyal spectators, fans, and sponsors.
2. Build awareness, excitement, and participation in equine skijoring by creating a series of competitive races to be held annually and leveraged through media.
3. Support event promoters that are members of SKI JORING AMERICA with marketing materials to promote their events.
4. Ensure consistency and safety precaution for the athletes, horses and attendees, while encouraging event promoters to build a unique event that fits their town and personality.
5. Support monetarily or lend in-kind support to organizations within the skijoring community that embrace horses, skiing and the outdoors.

## **ADVANTAGES OF SKI JORING AMERICA MEMBERSHIPS**

### **Race Venue Membership**

SKI JORING AMERICA is an organization that exists for the integrity of the races, the safety of the athletes and the growth of the sport of equine ski joring. By enrolling your ski joring event as a SKI JORING AMERICA member race, your race will be provided:

#### **Credibility**

1. SKI JORING AMERICA is an established non-profit organization for the purpose of assuring a "safe" and "competitively fair" arena for the North America ski joring community.
  - a. Established Rules: as a standard of conduct, to help race organizers develop their rules for their own unique race.
  - b. Established Methods: to help race organizers build safe courses and develop standardized and proven methods in ski joring race management.
  - c. Established Procedures and Protocols: providing a spectator safety plan, horse evacuation plan, and competitor safety plan to reduce organizer and municipal liability.

#### **Support**

1. SKI JORING AMERICA members can guide race organizers on any phase or manner the race organizer chooses to achieve a well-run ski joring event.
  - a. Race Management: for sign-ups, run orders, timing, posting times, announcer dialog, sponsors, advertising, non-profit charities, awards, and payouts.
  - b. Course logistics: timing equipment, spectator fencing, horse barriers, starting gate, jumps, gates, rings, horse run out and blockers, etc.
2. SKI JORING AMERICA membership provides access to shared equipment if available.

#### **Membership**

1. In order to set the most intelligent schedule and allow for maximum competitor involvement, the SKI JORING AMERICA Circuit is broken down into North & South Regional races.
2. Returning SKI JORING AMERICA Race Members have seniority on dates.
3. No SKI JORING AMERICA race will be scheduled, within 250 miles, on the same date as another SKI JORING AMERICA Member race.
4. *SKI JORING AMERICA will reach out to all returning Race Members for a verbal commitment for 2019 Race Membership prior to June 30, 2016*
5. *Beginning July 1, 2017 the SKI JORING AMERICA schedule will be open to new Race Members.*

## **Insurance**

1. SKI JORING AMERICA is intent on offering a group race liability policy set up just for race venues; subject to attainability and other insurance limitations.
  - a. Additional insured capability for organizers, sponsors, and property owners.
  - b. Lower Premiums: projected to be half of what an individual policy costs. Once we have the number of races to be insured, premium rates will be known.
2. SKI JORING AMERICA is offering accidental insurance for each ski joring season to all human competitor members. SKI JORING AMERICA will coordinate and sell offer all human members an accidental insurance policy to cover any human competitor comparable to the 2017 competitor insurance, though subject to insurance company changes.
  - 19 Years old +
  - \$60 for annual competitor membership
  - \$20 for weekend coverage at a member race.
  - \$500 deductible, up to \$10,000 Maximum benefits.
3. Starting in 2018 all Pro/Open and Sport competitors are required to sign up with Ski Joring America at all member races. Competitors that pay by the weekend will become full members after their third \$20 payment.

## **SKI JORING AMERICA AMBASSADOR**

1. SKI JORING AMERICA will work with the race coordinator to have a person(s) present to assist the race organizers and ensure the courses and competitors safety.
2. SKI JORING AMERICA will provide training and support for Ambassadors to assist at every sponsored race to help race organizers uphold competitive and safety standards.
3. To keep membership costs down, we request that Race Venues provide assistance with housing for up to 2 Ambassadors if possible.
4. The Ambassador(s) may be asked to be the arena judge.
5. The Ambassador(s) is there to help the organizers and competitors in any way possible to help make the event run smooth, safe, and competitively fair.

## **Promotion, Sponsorship and Fundraising of Member Events**

1. SKI JORING AMERICA is an association that will promote your race to the entire equine-skijor community, while educating the general public on this exciting sport.
  - a. To help spread the word and boost attendance by competitors and spectators, SKI JORING AMERICA will promote member races via SKI JORING AMERICA website ([www.SkijoringAmerica.com](http://www.SkijoringAmerica.com)),, Facebook, Instagram (@SkijoringAmerica), and Twitter (@skijoringusa) accounts.
  - b. SKI JORING AMERICA will actively provide updates for all social media platforms during races as time permits.
  - c. In an effort to help increase local sponsorship dollars for your race, the SKI JORING AMERICA website will be set up to include a unique page for your event and your top tier sponsors.

2. SKI JORING AMERICA seeks to promote the sport of western equine skijoring with the annual SKI JORING AMERICA's Points series. Awards will be given in open and sport divisions to the top member competitor within each defined region (North & South)

## Communication

1. SKI JORING AMERICA will provide centralized media support to all member races, by making sure race venues, results, and rankings are readily accessible on the SKI JORING AMERICA website ([www.SkijoringAmerica.com](http://www.SkijoringAmerica.com)).
2. SKI JORING AMERICA will support the creation of new race venues interested in joining their race as a member race venue.

## Competitor Membership

SKI JORING AMERICA is an organization that exists for the integrity of the races, the safety of the athletes and the growth of the sport of equine ski joring. By joining SKI JORING AMERICA as a competitor you will help ensure:

1. Competitors are assured the venue of competition will be equally competitive.
2. Safeguards are in place for the riders, skiers, and equestrian stock.
3. Race venues that are members of SKI JORING AMERICA allows competitors to acquire points for the SKI JORING AMERICA's Point Series which applies to the Pro/Open Division and the Sport Division at this time.
4. A Championship jacket, belt buckle, and additional prizes will be awarded to the North American Champion in the Pro/Open Division and the Sport Division.
5. All SKI JORING AMERICA venues, race results and SKI JORING AMERICA Competitor rankings are readily accessible on the SKI JORING AMERICA website ([www.SkijoringAmerica.com](http://www.SkijoringAmerica.com))

## RULES AND REGULATIONS

Rules are solely for the safety of the competitors, both horse and human and to ensure fair competition at Skijoring America member races. All rules are required to be followed by Skijoring America Member Races and Competitors

## Division and Competition Criteria

- **PROFESSIONAL/OPEN CLASS (Pro)** Teams are considered to be the highest skilled competitors with the fastest horses. A team consists of horse, rider and skier.
- **SPORT CLASS (Amateur)** Teams are considered to be intermediate level skill participants riding horses that may not be fast enough to be in the Pro/Open Class. A team consists of horse, rider and skier.
- **NOVICE/EXHIBITION CLASS (Beginners)** Teams are considered to be, new to the sport, beginning level competitors riding horses that may not have speed enough to be competitive in the Pro/Open or the Sport Class.

## **Skier – PRO/OPEN & SPORT Rules and Recommendations**

### *Rules:*

1. A skier can choose their division of competition and is not required to advance to the next class if they win their division.
2. A skier may compete in only one Division.
3. A skier may compete up to four times in a day.
4. All skiers must wear approved snow sport helmets.
5. Any Skiers under 18, must have parent/guardian sign parental consent forms.
  - Proof of insurance for minors is mandatory.
  - Protective Eyewear and helmet must be worn during competition.

### *Recommendations:*

6. Eye protection is recommended.
7. It is strongly suggested that bindings be tested by a professional prior to skiing.

## **Rider – PRO/OPEN & SPORT Rules and Recommendations**

### *Rules:*

1. A rider may compete in more than **one** division, but must compete on a different horse in each Division entered.
2. All riders must be on time for there runs. Any rider that can not be ready on time due to running to many horses or horse difficulty will be moved to the back of the order. Second failure to be ready on time will result in a DQ.

### *Recommendations:*

3. Helmets and protective vests are recommended for all riders.
4. Any Riders under 18, must have parent/guardian sign parental consent forms.
  - Proof of insurance for minors is mandatory.
  - Helmet and protective vests must be worn during competition.

## **Horse – PRO/OPEN & SPORT Rules and Recommendations**

### *Rules:*

1. A Horse can compete in only one Division.
2. A horse may not run more than two times in a day.
3. Use a standard western bit includes: 1. 8 1/2" maximum length shank. Shanks may be fixed or loose. If curb bit is used it must be free of mechanical device and should be considered a standard western bit. When a curb bit is used, a curb strap or curb chain is required, which must be at least 1/2" in width, lie flat against the jaw, and be free of barbs, wire, and/or twists.

### *Recommendations:*

1. Leg protection (boots or polo wraps) and bell boots are strongly recommended.
2. Horses should have a shoe that will increase traction (borium, calks, etc).



## Rules of Competition – General

### *Rules:*

1. Races need to be vigilant about starting on time.
2. Rules should be clearly posted and accessible to all competitors two weeks prior to the race.
3. If a horse, rider, or equipment are deemed unsafe the rider and horse can be asked to leave at any time by the Horse Gate Official or SKI JORING AMERICA Ambassador.
4. If the Skier drops the rope BEFORE crossing the start line, he/she will be allowed a restart immediately after the team's fault start. The four-minute rule restarts upon the arena judge's determination of a clear course. If a delay or the skier drops the rope on the second attempt to start, that team is disqualified for that run. If the Horse runs the course, the team should be dropped down (In the order at the official's discretion) a few racers to allow for reasonable recovery time. If it is the last of the division, they should be scheduled to run 1<sup>st</sup> prior to the start of the next division.
5. The skier must finish in an upright position and on at least one ski, with rope in hand when crossing the finish line. Both skier boots must cross the finish line.
6. Both ski tips and both boots must go around a gate, or the gate is considered missed.
7. Batons for ring spearing will be at the discretion of the race and be uniform for all competitors.
8. All Competitors must be informed of their time at the end of their run prior to the start of the competitive run.
9. All performance-enhancing drugs are prohibited and will not be tolerated. The SKI JORING AMERICA TD and the event organizers have the final say in related matters.
10. Race Venues must have a protest protocol in place for every race.
11. The following will result in no time:
  - (a) Infraction of any state or federal law which exists pertaining to the exhibition, care, and custody of horses within the state or country where a Skijoring America member race is being held.
  - (b) Abuse of an animal on the track and/or evidence that an act of abuse has occurred prior to or during the exhibition of a horse in competition.
  - (c) Use of illegal equipment, including added wire on bits or curb chains.
  - (d) Failure to dismount and/or present horse and equipment to the horse official if asked.

### *Recommendation:*

12. Rules should be reviewed verbally with all competitors prior to the start of the race.
13. Horses will be randomly checked for equipment. The Horse Gate Official will check all tack and how the rope is attached to the saddle. If requested by the Horse Gate Official, a rider may be asked to drop their bit.
14. Gates getting hit and popping off are not reason for a flag from officials.

## Course Safety Rules

### *Rules:*

- Run out length of the course is required to be a minimum of 2/3 of the course length.
- The Run out must provide a consistent footing for the horse.
- An ambulance and/or EMT crew will be on site with backup EMT on call.
- Service, if needed, will be charged to the benefactor of the service.
- SKI JORING AMERICA Insurance or a Signed Waiver is required prior as part of the registration process.
- Start gate built from panels is required to keep both skiers and horses safe.

## Horse Safety & Treatment

### *Rules:*

- Water for horses must be available and easily accessible at the race venue.
- The on-site veterinarian will have the authority to scratch a horse for health reasons or concerns pertaining to the safety of the horse. Any member of the organizing committee can require a horse to be examined by the veterinarian prior to racing.
- No person may abuse a Horse during an Event or at any other time. "Abuse" means an action or omission, which causes or is likely to cause pain or unnecessary discomfort to a Horse, including, but not limited to:
  - o Whipping or beating a Horse excessively
  - o Subjecting a Horse to any kind of electric shock device
  - o Using spurs excessively or persistently
  - o Jabbing the Horse in the mouth with the bit or any other device
  - o Abnormally sensitize or desensitize any part of a Horse
  - o Leaving a Horse without adequate food, drink or exercise

Any person witnessing an Abuse must report it in the form of a Protest, without cost immediately. If an Abuse is witnessed during or in direct connection with an Event, it should be reported as a Protest to an Official. If the Abuse is witnessed at any other time it should be reported as a protest to Skijoring America via the website [www.SkijoringAmerica.com](http://www.SkijoringAmerica.com).

## Race Equipment

### *Rules:*

- Ropes must be provided by the race, though competitors are allowed to bring their own ropes, but must be certified by race prior to competition.
- Any rope not supplied by the individual race must be inspected and approved by the Start Master or his designee prior to the start of each race
- Ropes cannot exceed 50 feet in length on the oval track
- Ropes cannot exceed 33 feet in length on the straight track

- Ropes are must to be 3/8 or larger in diameter
- Physical Handles attached are not permitted on ropes
- Loops or knots in the rope are at the race's discretion though we do not recommend knots.
- Attachment must be to the saddle horn or behind the saddle. If the attachment is behind the saddle it must be secured to the primary rigging rings of the saddle by a non-elastic attachment so that the pulling rope is within 6 inches of the cantle, carabineer not included. Prior to the race, the Start Master, or his designee must approve any attachment to the saddle. Quick release shackles are highly recommended.
- Electronic timing and backup timing is strongly recommended. Manual Hand timing is permissible but protocol must be followed.

## **Sportsmanship**

Good sportsmanship is important to the success of every event. Registration signature pledges a competitor's word to the humane treatment of their horse and respectful relationships to all fellow competitors and volunteers hosting this exciting competition. Failure to comply with the spirit of friendly competition at any of the scheduled events may result in the disqualification of your team or *banishment* from future competitions.

## **Awards Requirement**

Races should be prepared to give awards for the competition. Skijoring America member races are required to post cash awards and material prize information on the Skijoring America website 2 weeks prior to the start of the race event.

- Payout calculations - it is recommended that race venues provide payout estimate as a percentage, not specific dollar amount.
- When and how cash awards and material prizes will be awarded.

## **Posting Race Results Requirement**

Results must be provided to SKI JORING AMERICA within 24 hours of competition.

## **Competitor Contact Info Requirement**

The race organizer must provide SKI JORING AMERICA with email contact of their registered competitors. SKI JORING AMERICA will provide member races, in good standing, access to competitor contact info when requested.

## **RACE PROTOCOL RECOMMENDATIONS**

In an effort to standardize the sport of western equine skijoring and limit respective liabilities, the SKI JORING AMERICA Board of Directors provide these protocols not as steadfast rules, but rather recommended rules for races. These protocols are based on years of experience from the board members and input from the skijoring community.

- Run Sheets should be posted at the starting line for the day for all classes before any class runs. Announcer, Time Keeper, Media
- Race Rules should be posted at the sign up location, starting gate and announced at the competitors meeting for the day.
- Walkie-talkies should be used at all events for more effective communication. Distribution of communication devices and training for the use of the devices and standard lingo should be provided to all volunteers before race.
- Staging between runs: (The Sparby Rule) each team is allowed four minutes to complete staging and begin the race. After this allotted time has expired, the competitors will be asked to leave the staging area. The team will be allowed one more attempt to race at the end of the Division. If the staging time is again exceeded, that team will be disqualified from that day's competition. The allotted four-minute time period will begin at the declaration of a clear track.
- Competitors may compete as young as fourteen years old with parental consent, proof of insurance and required protective gear.
- The Start Gate Official should inspect the horse, rider, and skier at the beginning of each run. If a competitor is not within the safety regulations, they should be given the opportunity to rectify the situation before running.
  - A rider may be asked to drop their bit for inspection.
- No excessive whipping of horses or use of stick.
- Technical Delegates may advise event organizers to pull competitors from a race if they see the team is not fit to compete. Event organizers have the final decision.

## Course & Jumps Safety Protocol

If the course or jumps are considered unsafe during a division, the race can be put on hold to address any concerns.

### Course for Horses

A skijoring course should **NOT** have more than 6 six inches of "punch". Punch refers to how deep the horse's hoof punches into the snow upon impact. If the horse course has more than 6" of punch it is deemed dangerous. The competitors and/or the Skijor America delegate should immediately bring their concerns to the Arena Judge.

The Arena Judge should then **stop the race** and consult with organizers and the SKI JORING AMERICA delegate on how to remedy the problem. If the course is deemed safe by the arena judge or by a vote of horse riders competing; the race may continue.

In most cases the extra snow can be removed down to a firm base - dirt if necessary. If the base is icy, then use gravel or sand to firm the track. A nitrogen product such as a fertilizer may be applied to stiffen up the snow and reduce the amount of punch the horse would make. Most problems can be eliminated the night before the race if temperatures get below freezing.

To be competitively fair to all competitors that have run the course previously; Any course repair procedures should be done between divisions unless it is deemed unsafe to continue a class. **However;** hand filling, removing and leveling the course may be done if damage

was done by a prior competitor and deemed dangerous and unsafe for competitors by the Arena Judge.

### **Course for Skiers**

Holes are areas of wear and tear at landing area of jumps should be filled in between competitors within the same division.

Jumps should be adjusted between divisions to remove excessive "booters" from the top of the jumps. Booters refer to the lip that can be created at the top of the jump that causes the skier to unexpectedly launch off the jump.

## **Penalty Assessments Protocol**

The following penalties should be assessed, but this is at the discretion of the Race itself.

- 5-second penalty for each missed jump or gate.
- 5-second penalty for any horse breaking the plane of any jump, hitting a gate, or hitting a timing device.
- If rings are part of the course, a 2 second penalty for each missed or dropped ring.

## **Horse and Spectator Safety Protocol**

Horses, skiers and spectators are especially subject to injury at the starting area. The best way to promote safety is the use of metal horse panels to confine and separate horses from the spectators, skiers and unsafe areas.

1. Competitors in the Starting Box Area, should be limited to competitors in the division being run at that time.
2. The start gate area should be minimally roped off -- 12-foot panels with connectors at corners are recommended.
3. Spectators should **not** be allowed in the horse starting area or within 30 feet of the staging area.
4. Competitors may be in the staging area with caution and without equipment that may impede, be stepped on or tangled up by horses.
5. Three Starting personnel should be assigned to the starting area to coordinate activity and help ensure safety.
6. The Starting Gate judge can and should disqualify any horse deemed unsafe.

## **Horse Panel Keeper Protocol**

1. The Horse Panel Keeper calls out run order, i.e. who is next, on-deck and in-the-hole, etc. Then closes panel behind horse when it enters into start area.

## **Starting Judge Protocol:**

1. Starting Judge, Arena Judge and Time Keeper's should be connected via Walkie Talkies.
2. **After** the "Course is Cleared" by the Arena Judge and the Timer is ready, the Starting Judge calls the next horse and rider to the start area.
3. The Starting Judge hooks rope to horses rigging and makes sure rigging is within rules.
4. The Starting Judge makes sure that horses start in the defined starting area.

5. The Starting Judge calls any false Starts, run order changes, starting time limits and controls Start Area Ethics.

## Race Roles Protocol

It may be possible for a person to fill multiple roles.

|  |  |
|--|--|
| Course Designer<br><b>Most Important</b> | Sets track and tests course. The course designer is ultimately responsible for the designing and building of the ski joring course on the site chosen. The designer should use diagrams; local knowledge from other sources to insure the site is at the right location, with respect to all aspects of the entire event. The location, area, and snow depths are only part of what a good designer has to deal with. Consideration to logistics of how the race will run, will insure a successful race. Timing of course set up and temperatures are key elements to insure the proper snow base for a good safe track, especially for the equestrian stock. Size and design of jumps are very important aspects to give the look of danger to the spectators but built properly can add difficulty and safety at the same time. Distances between jumps, gates, and rings will give skiers a rhythm that will not only make for faster times but have a visual effect of poetry in motion. Speed is everything. A course set too tight will cause horses to slow and increases injury for skiers. A completion rate of 80% of all skiers competing is a good rule of thumb to strive for when setting the course. |
| Race Director                            | Coordinates all aspects of the race. Communicates with all personal involved. Keeps race running smooth and safe.  |
| Starting Gate Judge<br>Needs Radio       | Communicates with Arena judge that course is clear. Verifies that starting gate area is safe for competitors and separates spectators from horse staging area. Calls false starts. Determines readiness of competitors to start.   |
| Timer<br>Needs Radio                     | Runs timing equipment, communicates with Arena Judge, score keeper, and start gate.  |
| Scorekeeper<br>Should Have Radio         | Tracks the times, penalties and communicates with announcer and verifies scoreboard  |
| Announcer                                | Race Commentary, Sponsorship Announcement, Announces Race to Audience.   |
| Finish Judge<br>Needs Radio              | Finish line, Ring Collector, Announce Ring penalties to Scorekeeper, Communicate to Skier on time and Penalties  |
| Arena Judge                              | One hour before race start time, Coordinate with technical delegate on   |

|                       |   |
|-----------------------|---|
| Needs Radio           | competitors meeting and reading of rules and certain protocol. Oversees entire run from best advantage, typically on horse. Oversees gatekeepers, ring stands and judges. Verifies penalties. Communicates with start judge for course is clear signal. Determines if course is safe or needs repair. Advisor to protest committee. |
| Medic (EMT)           | To respond to medical emergencies. Communicates with Arena Judge to come to aid a competitor. Should be central in location.  |
| Vet                   | To inspect horses for health and safety. Notify start judge with any concerns. Should be near start   |
| Start Gate Starter #1 | Communicate with Start Gate Judge. Ready horses, Hook rope to horse and verify correct horse and rigging.   |
| Start Gate Starter #2 | Communicate with Start Gate Judge. Ready Skiers, Hands rope to skiers, verifies correct skier and equipment. Announces Run Order and who is "on deck and in the hole"   |
| Gate keepers          | Directed by Arena Judge. Communicates with Arena Judge by one flag per gate kept and raise if gate is missed. Verify with Arena Judge missed gate signal and gate was missed. Signal Horse Rider if start gate judge signals false start.   |
| Course Safety         | Someone in place to fill in holes are rough spots during competition.   |

## Race Communication Protocol

- Race Director to Arena Judge - "Everything ready to go?"
- Arena Judge to Race Director - "Everything ready to go"
- Race Director to Announcer - " Announce the start of the race"
- Race Director to Announcer - " Announce to clear the course"
- Announcer to Audience - "Clear the course, horses ready to run"
- Announcer banter about team x
- Race Director to Start Gate Judge - "Team x ready?"
- Start Gate Judge to All Radios - Team x is ready to run"
- Start Gate Judge to Timer - "Timer Ready?"
- Timer to Start Gate Judge - "Timer's Ready"
- Start Gate Judge to Arena Judge - Is the Course Clear?
- Arena Judge to Start Gate Judge - Course is Clear
- Start Gate Judge to Arena Judge - " Sending Team X "
- Announcer Banter team X during run
- Timer to all radios - "Time of team x is x"
- Announcer to Audience - Team x time is X
- Arena Judge to Finish gate Judge - "Any Penalties"
- Finish gate Judge to Arena Judge - "Missing two rings"
- Arena Judge to all radios - Add 3 Penalties, 1 missed Gate & 2 missed Rings"
- Arena Judge to Timer - Timer, COPY THAT?

- Timer to All radios – TIMER COPIES
- Timer to All radios – Gives Team # time, penalties & gives final time
- Timer to Scorekeeper – Copy That?
- Scorekeeper to All Radios – repeats: Puts Time & Penalties on Scoreboard
- Announce to Audience - That's a total time of x. including x penalties
- Scorekeeper writes this down to share with teams coming back to start line. Then the process starts over again.

## **Reporting of Run and Race Results Protocol**

The time and any penalties assessed should be given to a team immediately upon completion of that teams run. Race results will be announced and posted during the race, and prize money awarded no more than 2 hours after the conclusion a race.

## **Run Dispute Protocol**

If a team member has a concern regarding their run, that concern must be brought to the attention of the Arena Judge as soon as possible after the run, but not later than the start of the next class. A Protest Committee consisting of 3 non-competing members, experienced in the event, schooled in the rules and selected to have no conflict of interest, will consider the concern presented and make a decision no later than the start of the next class. The decision of that committee is final and all involved are ask to accept that decision in the spirit of friendly competition. All evidence is open to review but competitors should be ready to present their case at time of protest. We recommend race's take measures to insure competitors know their time and penalties directly after runs. We also recommend that protest be handled before the next run but we leave to race's discretion.

## **Starting Skier Marshal Protocol**

It is recommended that the Starting Skier Marshal perform the following duties:

1. Certifies ropes lengths before race starts.
2. Makes sure the skier is paired with the correct horse and rider.
3. Hands rope to skier.
4. Clears equipment and rope for start.

## **Registration Protocol**

SKI JORING AMERICA recommends that member races allow pre-registration through online registration, as well as the usual Friday night sign-up at a local bar. Online registration allows races to get a better feel for the number of race competitors signing up for each division. *The Skijoring America Board is considering expanding it online membership registration to also handle individual member race online registration. It can easily be provided if money is collected at the race and not required during the online registration process.*

Saturday and Sunday morning signups should be kept to a minimum and handled as quickly and efficiently as possible. This helps ensures run sheets are available in plenty of time before the race starts, so the any grievances to the order can be addressed. This also allows the award checks to be written for Saturday and Sunday on Friday night.



## **COURSE DESIGN PROTOCOL**

### **Length**

Approximately 600 to 900 feet from start to finish gates for oval or straight tracks. It is required that the run-out length should be more than 2/3 of the course length.

### **Gates**

Stationary Breakaway style

### **Jumps**

*Two to Four jumps, approximately five feet in height, variable per track with safety being priority. (JUMP DESIGN DIAGRAM with Rings). General layout of intended venue. A drawing is recommended. Venues should provide*

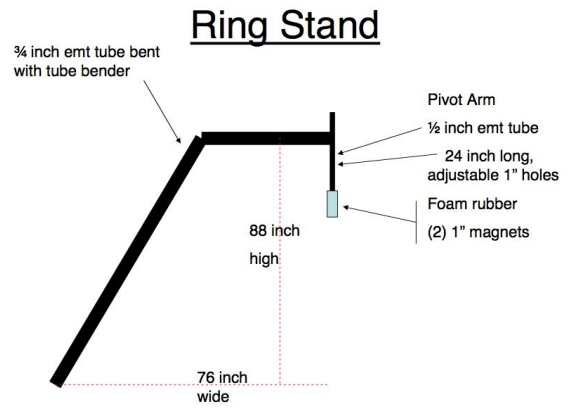
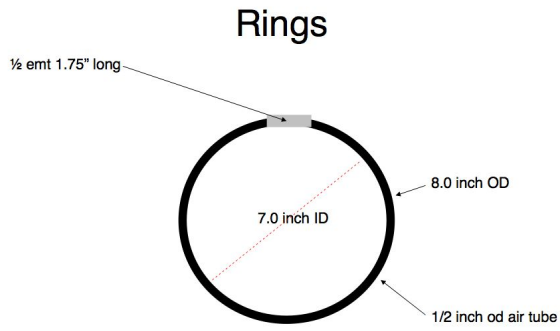
- a. Length and type of course
- b. Jump heights, widths, and side view drawing
- c. Type and number of gates and jumps
- d. Run out length
- e. Types of obstacles (rings etc.)

## **Rings and Stands Design**

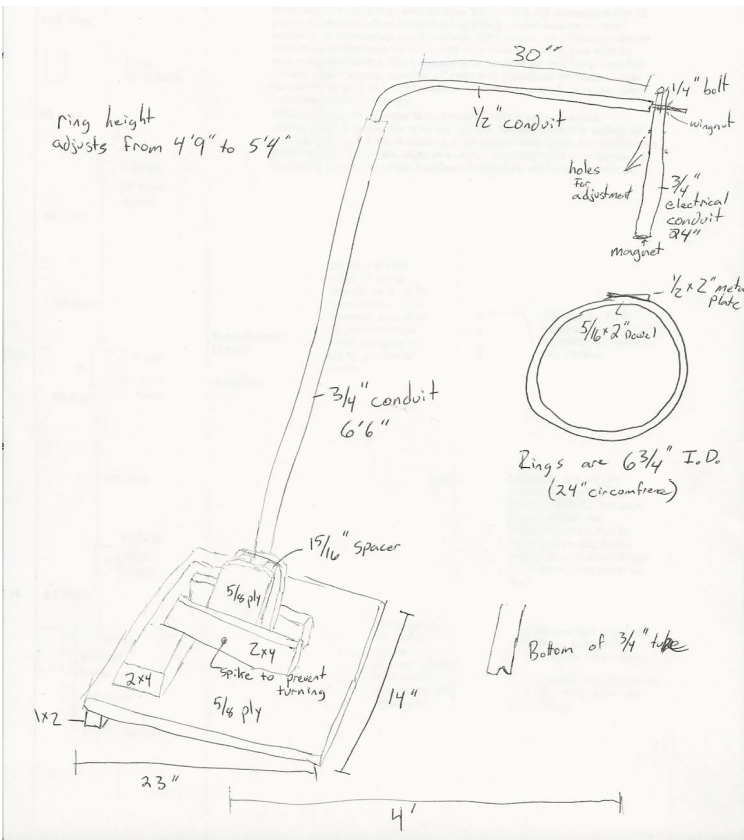
### **Design A**

Here is the Ring Stand Design used in the North Region. They are really easy to build for an electrician who has a bender and all the required connectors on hand. The only additional required component are pen magnets that fit into ½" E.M.T. conduit. These can be found at an auto parts store.

The bases are the only heavy part. Use a 2x12 board 3 - 4 feet in length. Put a pipe stand flange screwed into one end of the 2x12. Then screw in a ¾" I/D x 12" pipe. The ¾" O/D E.M.T. conduit pipe should fit into the ¾" pipe connected to the board. Use ¾" rubber pipe insulation to rap around the ¾" conduit and 1" rubber insulation to rap around the base pipe. To finish put a slotted small piece of ½" rubber insulation that keeps the ring inline with the stand and protects the skier's fingers if hit on the magnet connection. The stand is light and can be taken apart for easy transportation and can be hit by a skier with no injury or damage to the ring stand.

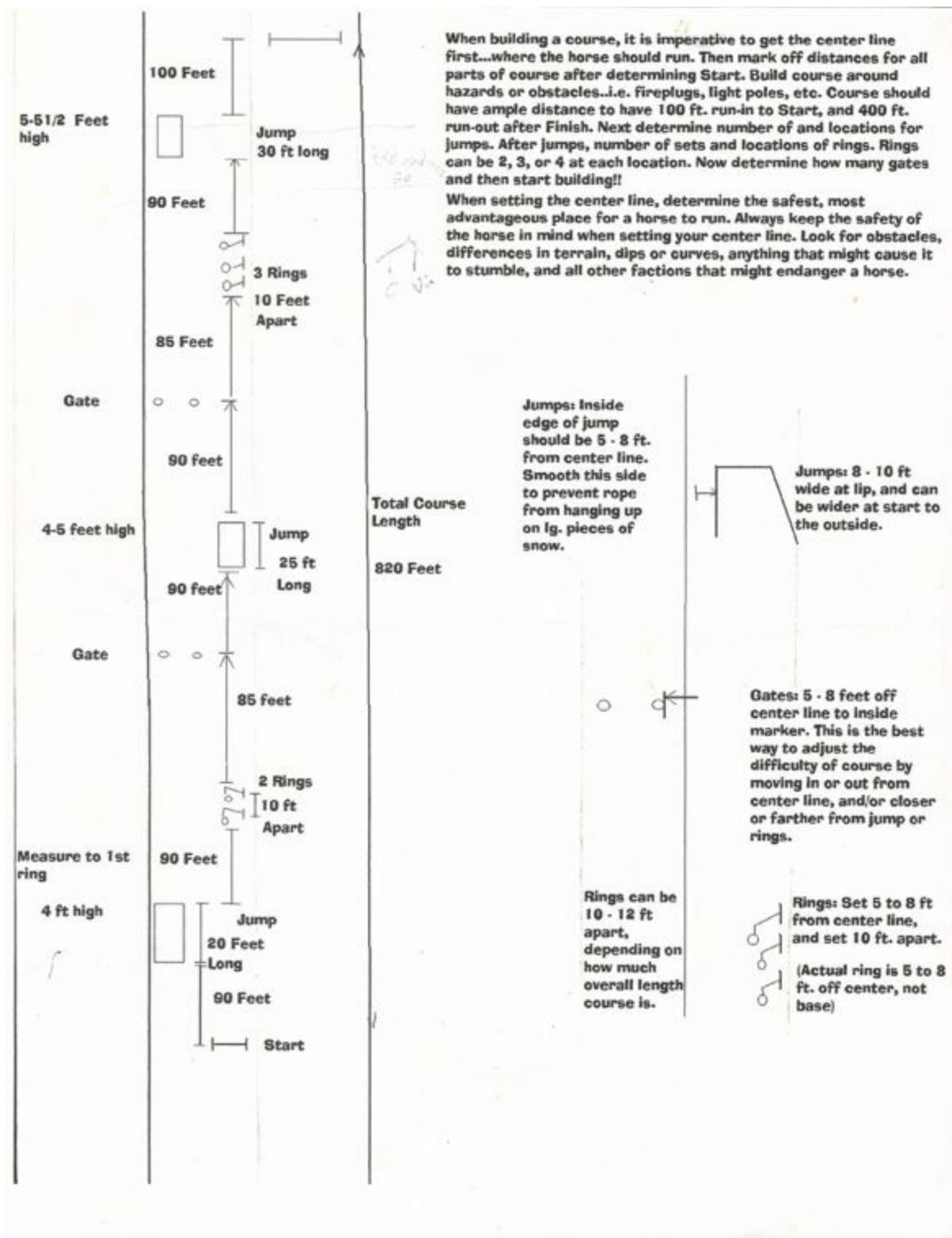


## Ring Stand Design B



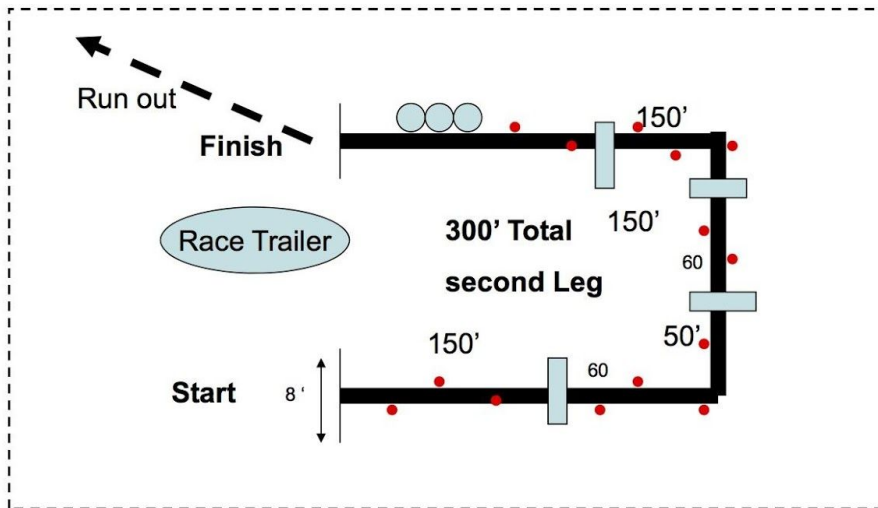
# Race Courses Design Examples

## Straight Away Course Design



## ***Rounded Course Track Course Design***

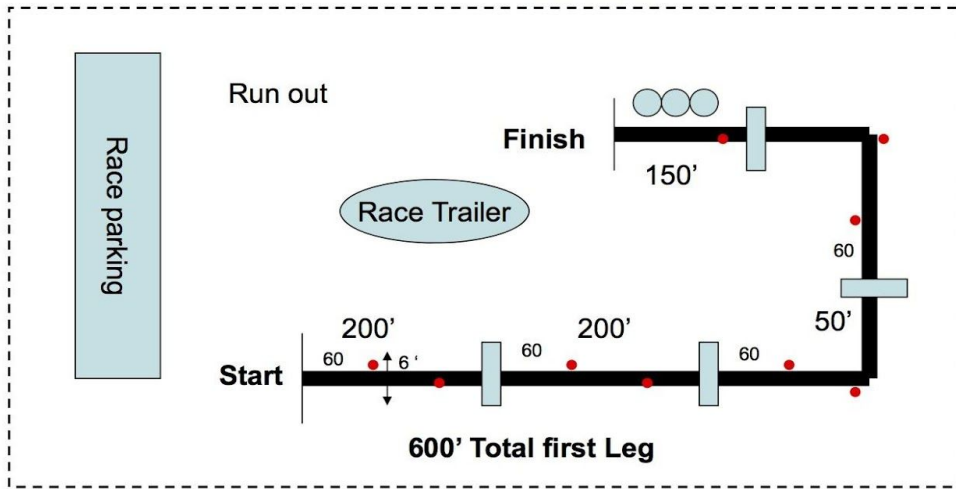
### **Horse Shoe**



400 ft x 500 ft Race Area

## J-Hook Course Track Course Design

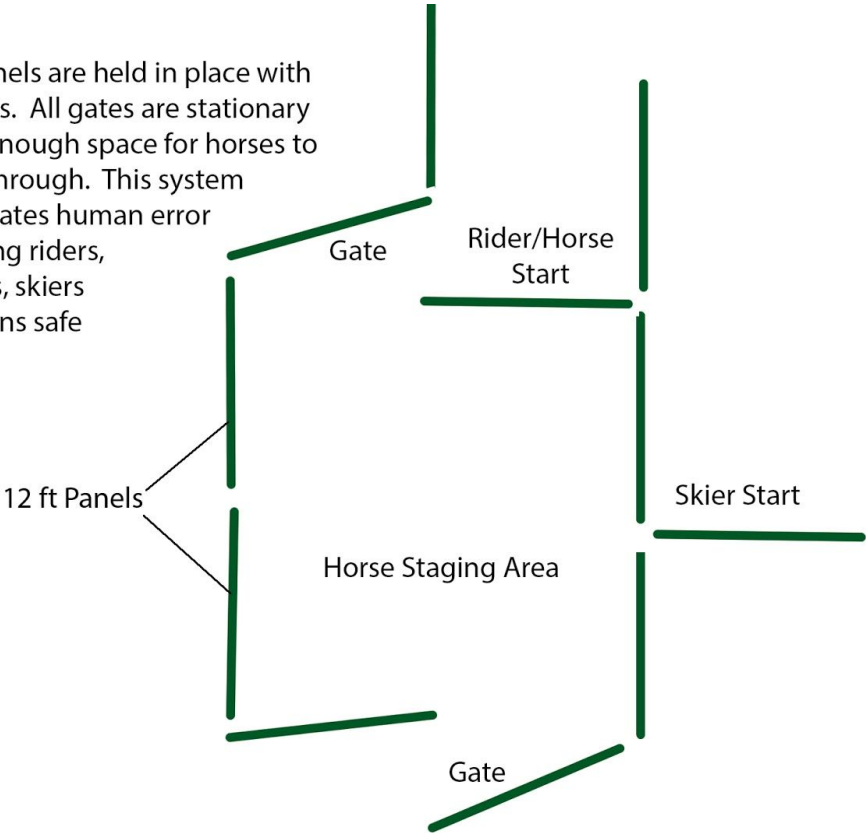
### "J" Hook



400 ft x 800 ft Race Area

# Start Gate Protocol

All panels are held in place with T-posts. All gates are stationary with enough space for horses to pass through. This system eliminates human error keeping riders, horses, skiers and fans safe



## SKI JORING AMERICA POINT SERIES

Upon joining SKI JORING AMERICA, Competitor Members will begin accumulating points for the Skijoring America Point Series Award. Points will accumulate throughout the year to

determine the Northern and Southern Champion in Open and Sport Divisions. Ski Joring America points will not be awarded at non-member races.

## Points

- Pro/Open Competitors placing 1<sup>st</sup> through 8<sup>th</sup> will receive daily points as follows: 1<sup>st</sup> = 50 points; 2<sup>nd</sup> = 40 points; 3<sup>rd</sup> = 30 points; 4<sup>th</sup> = 25 points; 5<sup>th</sup> = 20 points; 6<sup>th</sup> = 15 points; 7<sup>th</sup> = 10 points; 8<sup>th</sup> = 5 points.
- Sport Competitors placing 1<sup>st</sup> through 8<sup>th</sup> will receive daily points as follows: 1<sup>st</sup> = 30 points; 2<sup>nd</sup> = 24 points; 3<sup>rd</sup> = 18 points; 4<sup>th</sup> = 15 points; 5<sup>th</sup> = 12 points; 6<sup>th</sup> = 9 points; 7<sup>th</sup> = 6 points; 8<sup>th</sup> = 3 points.
- This point system will allow Sport competitors to move up to the Pro/Open division without giving up the points they have earned in the Sport.
- Competitors will only be awarded points for their best placing of the day. For example if a competitor places 1<sup>st</sup> and 4<sup>th</sup> they will only be awarded the first place points. The competitor that places 5<sup>th</sup> will still receive 5<sup>th</sup> place points and will not get bumped up.
- In the event of a tie, both teams will receive the same points for the place. For example, if there is a tie for 2<sup>nd</sup> all six competitors (Horse, Rider and Skier) will be awarded 40 points each in the open and 24 points each in the sport.
- Points will NOT begin accumulating until a competitor becomes a member in good standing.
- SKI JORING AMERICA Point Series Awards will be given to the top Open and Sports Divisions in both the North and South Regions.
- Points will be awarded in only one region. The competitor should declare which region they are competing in. Competitors points will still accumulate for all races for the overall points which we award in the form of a traveling trophy to the top point earning team.

## Awards

The SKI JORING AMERICA Series Point winners will receive the following awards.

- *Human Competitors will receive embroidered Championship Jackets and Championship Belt Buckles.*
- Equine Competitors will receive embroidered Championship Blankets.
- Should Prize Money be available, it will be equally split between the Top Overall Open Skier and Rider.