


Inkjet decoration of curved surfaces at high capacities:

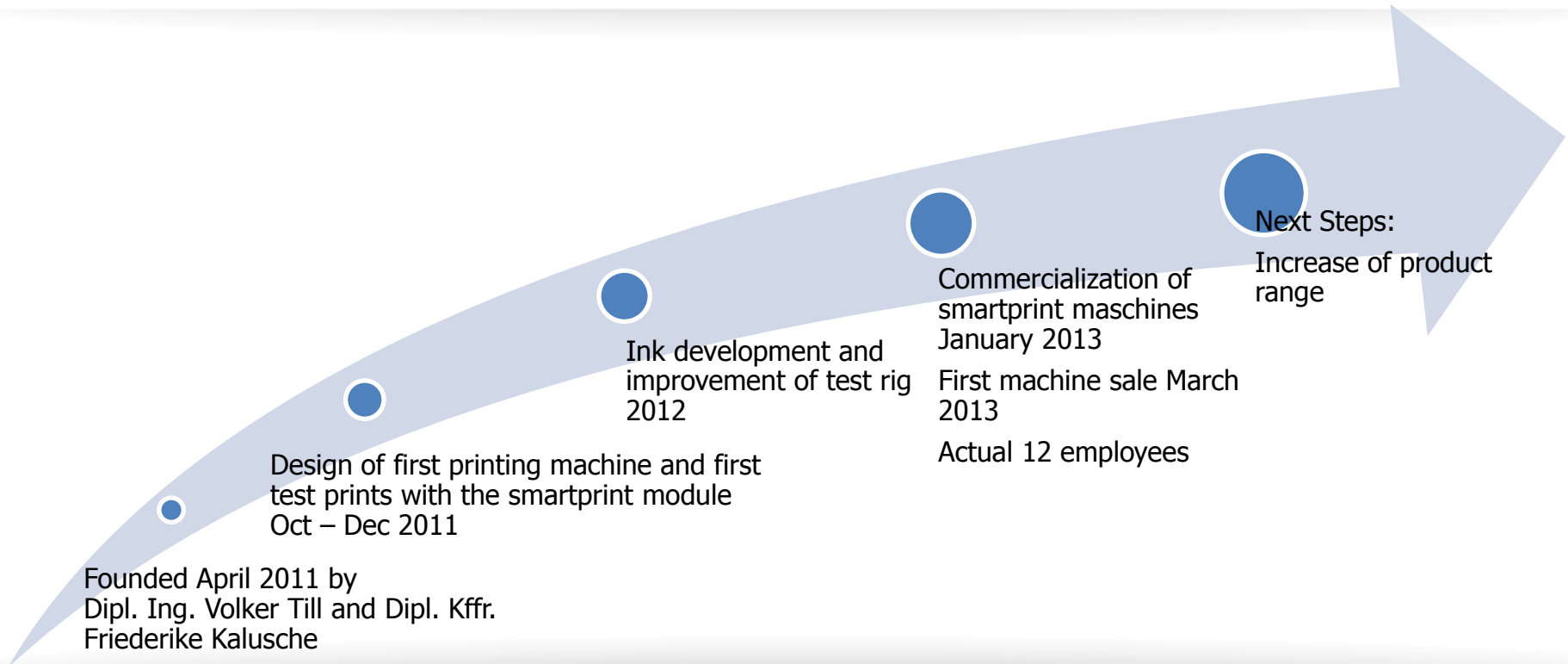
Challenges and successful implementation


Volker Till

Till GmbH



Till GmbH - our road to success





Packaging industry

Primary packaging:

Filling, bottling:
Print on bottles

Third packaging:

Shrink wrap
Sales presentation cartons
Print on carton or foil

Secondary packaging:

Insert into carton
Shrink wrap
Print on carton

Palettizing:

Pallett sales: orientation of packages
on the pallet

Digital decoration offers advantages over labeling



- Suitable for
 - Glass, plastics, metal
- All kind of industry
 - Beverage
 - General food
 - Household chemicals
 - Cosmetics
 - Pharmaceuticals
 - Cartouches
- Different container shapes
 - Flaschen, Dosen, Tuben



High quality resolution




Our world becomes digital



Actual labeling currently is laborious and expensive

Digital print is replacement of all current decoration methods



Pre-cut **paper labels** are cold glued onto the container



Rollfed labels are attached using a hot melt line



Self-adhesive labels are transferred from carrier foil



Screen printing requires specific screens and is limited in capacity



Sleeves are pulled over the container and adapt to its shape

A wide range of new marketing opportunities

TIME EFFICIENCY

- Instant printing: Lead time can be reduced from 3 months to almost zero

FLEXIBILITY

- New bottle designs possible, no need for flat surfaces, printing in grooves and embossings possible

SMALL BATCHES

- New products and new variations at low cost


DIRECT CUSTOMER RELATION

- Boost your social community, allow customers' own design

FREEDOM OF DESIGN

- Every bottle can be different, new sale opportunities over internet; make more space available for your message

Customization currently is a niche market



YOU TAILOR
You design. We tailor.

Maßhemd jetzt
designen »

ab € 39

zum Designer



deinSekt.de
persönlicher schenken!



mycreme
it's yours



Brand owners already use „limited editions“...

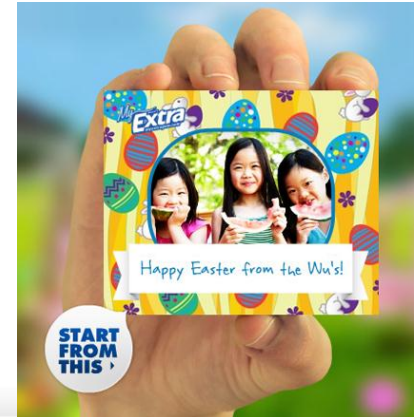


... and start first real customization



ABSOLUT UNIQUE
Limited Edition

ONE OF A KIND. MILLIONS OF EXPRESSIONS.




Every bottle can be customized




Variable data printing





Direct Digital Decoration – an alternative to labels



Till offers the perfect inks for 3D printing

GLASS



- Very good adhesion
- Brilliant colors
- Good scratch resistance
- Waterproof

METALL



- Very good adhesion
- Brilliant colors
- Good scratch resistance
- Waterproof

PET und PE



- Excellent adhesion
- Brilliant colors
- Good PET recycling
- Excellent scratch resistance
- Food grade with no migration
- Waterproof

Adhesion and recycling


Adhesion test with
cross hatch test
EN ISO 2409



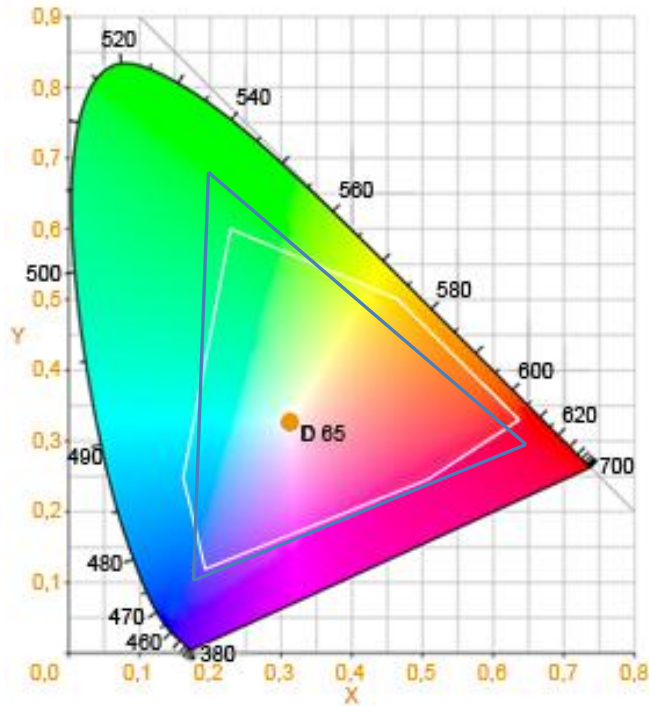
Crumbling test =
Adhesion even on sharp edges



Recycability



High quality inks in CMYK and spot colors



CMYK is a subtractive color system.

Till Smartprint modules can host up to 8 colors

This allows to extend color gamut by using light magenta, light cyan and light black

Corporate colors outside CMYK color gamut can be added as spot colors.

White line: CMYK


Blue line: Monitor / TV



High requirements for inks

- UV inks to suit high speed applications
- Suitability of drop-on-demand inkjet
- Multitude of printable materials (plastics (PET, PE, PP) but also glass and metals)
- Stability at low and high temperatures
- Stability after submerging in water for 72 hours
- Ink has to be low migration according to the FDA and European regulations (Test according to EN 1186-1 and EN 1186-3)
- Recyclability

Washed Flakes of classic bottle pretreatment method



Test 5.2.1

Washed Flakes of Till bottle pretreatment method



Test 2.1.1

Comments

	Pretreatment method classical	Pretreatment method Till
Ink removal	100 %	100 %
Ink particle size	Small and Fractions	Same size as Flakes
Flake color	Colored depending on ink type	Clear, no colorisation visible
Ink / flake separation	By air flushing	By air flushing

Value and advantages for your production

INK/LABEL COST

- Ink cost is a fraction of label cost, especially for small order quantities

LINE CHANGEOVER

- Automatic line changeover reduces downtime of production lines

VARIETY OF DECORS

- Real “no label-look” and label-like decoration on same machine

OPERATORS

- No dedicated operator necessary

LOGISTICS


- No need for label inventory and climatized storage

Digital decoration significantly reduces processing steps

Laminated
Film



Printing
Process



Transportation



Reels Storage




Labeling

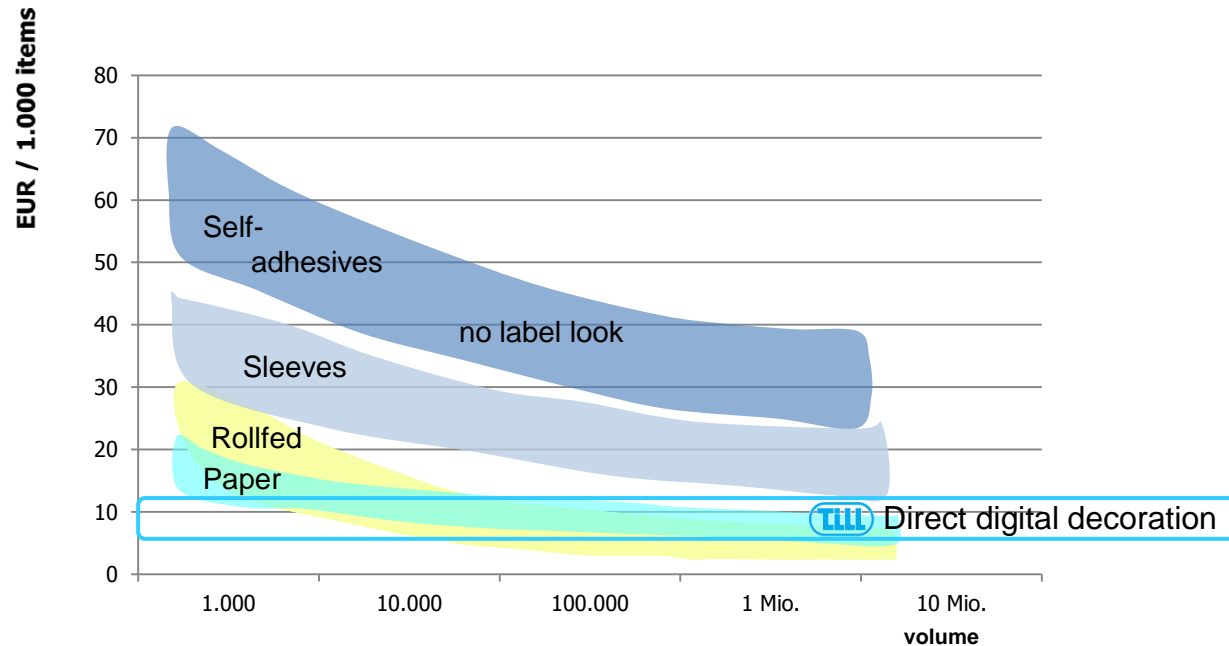


Digital decoration

Digital Decoration: for the 1st time all process steps in-house and not influenced by external suppliers



Digital decoration is cost efficient even in small volumes



Sustainability as corporate mission

NO SUBSTRATE

- Direct printing on containers eliminates the use of substrates for labels

NO GLUE

- Direct printing on containers eliminates the use of glue for labels

REDUCED WASTE

- No substrate – no waste

CO₂ SAVINGS

- The CO₂ equivalent of label substrate amount at 600 bpm up to 750t of CO₂/a

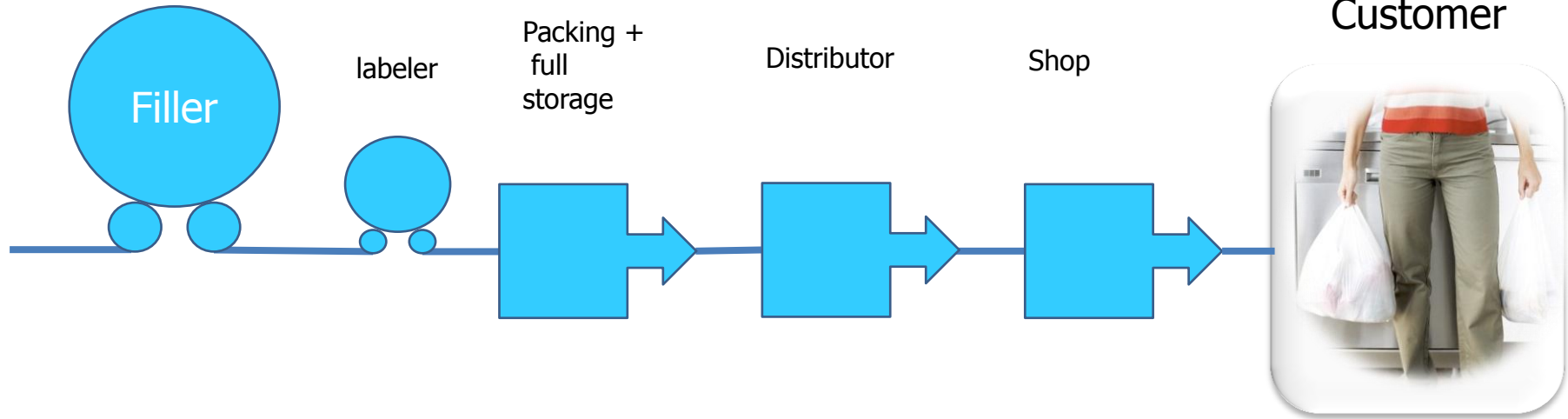
NO SPECIAL WASTE

- Labels are special waste and treatment of this is ecologically difficult

New decoration oportunities on shaped bottle surfaces



Current production is **product oriented**

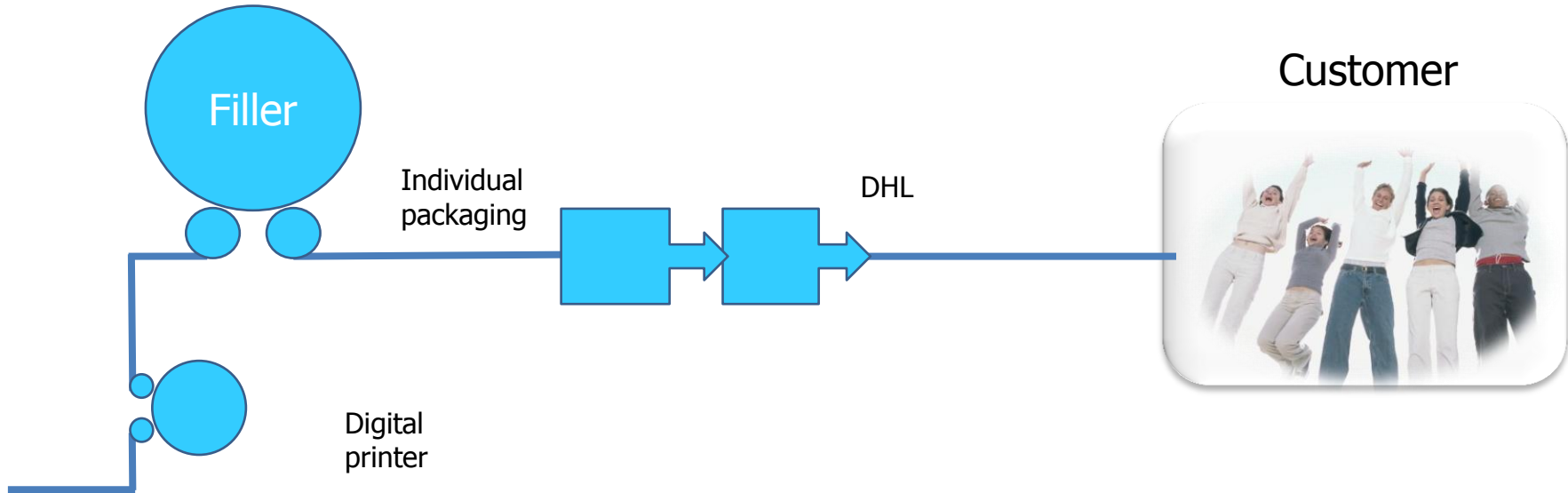




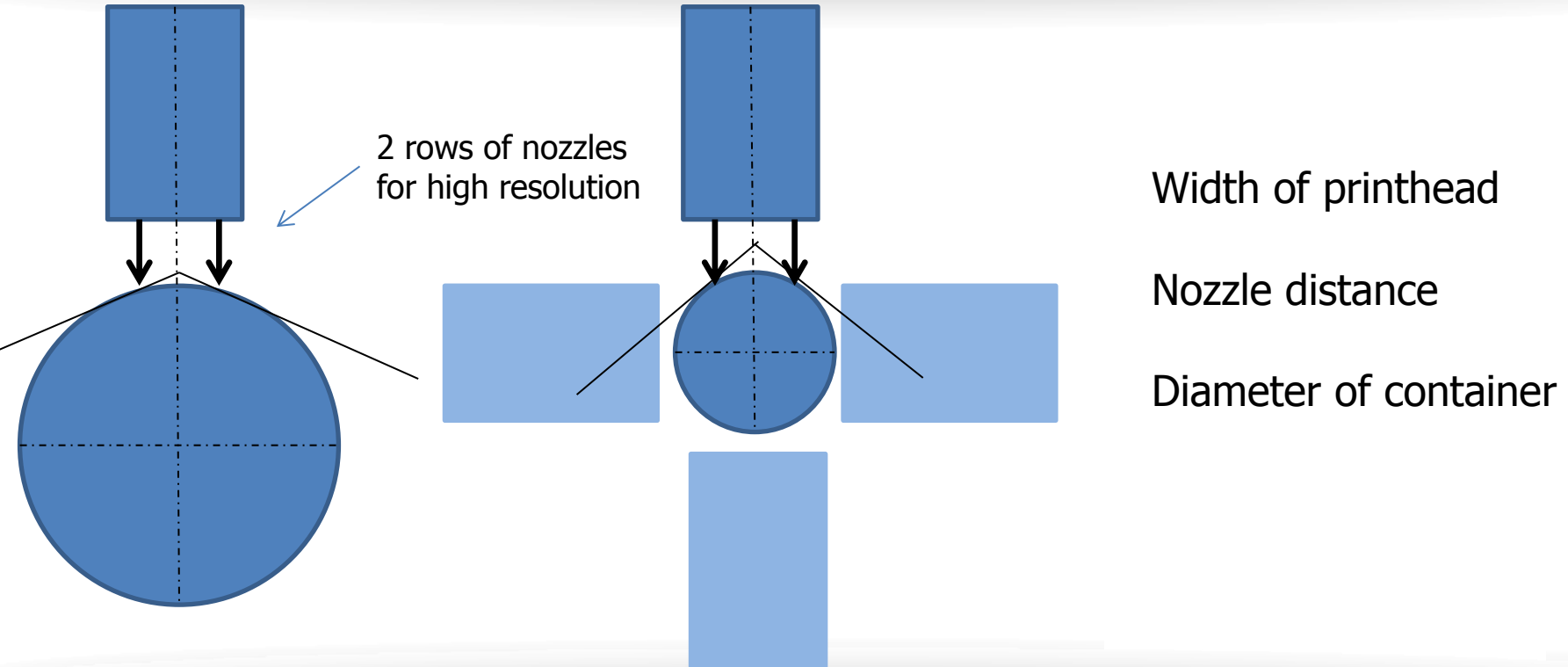
“If you focus on what customers want
and build a relationship,
they will allow you to make money”.

Jeff Bezos (Amazon)


Future production will be **customer oriented**



Minimum container size is limited by print head buildup



Printing distance influences image



Uncorrected 15mm distance



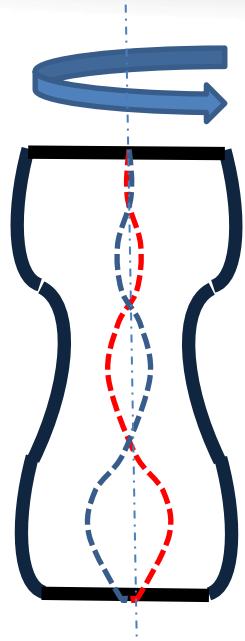
Uncorrected 4mm distance



- Curvature of surface results in double printing
- Precision of printing dot reduces with distance
- Till software corrects these effects

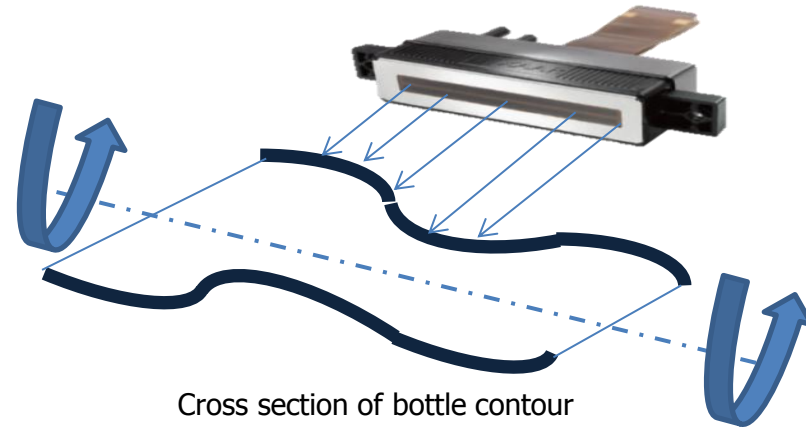
Droplet flying time influence

- Droplet flying time depends on distance to surface



Small diameter =
Higher resolution =
Higher drop density


Resulting print lines



Cross section of bottle contour

Software correction allows up to 15mm distance

Curvature about 7 mm



- Readability of rectified text / images on curved surfaces up to 15 mm

Stitching necessary when design larger than print head



Image 170 mm



Print head 70 mm


- Random Overlap in two steps
- Print 1, move container, print 2, pinning
- Greater height reduces machine output



Containers have unplanned tolerances

- Glass:
 - tolerance of manufacturing: + / - 1,5 mm
 - Mould growth over time: + 2 mm
 - Total tolerance for distance to printhead:0 / + 5mm
- PET:
 - Tolerance from cooling down and shrinking after blowing: + / - 1,5 mm
 - Total tolerance for distance to printhead:0 / + 3 mm

Modular Till Smartprint machines



All systems are based on a slim print station being a complete printing machine on its own

Print resolution: 360 x 360 dpi with 8 greyscale

Up to 8 colors:

CMYK and white with optional 3 spot colors or varnishes

Prints diameters between 50 and 100 mm

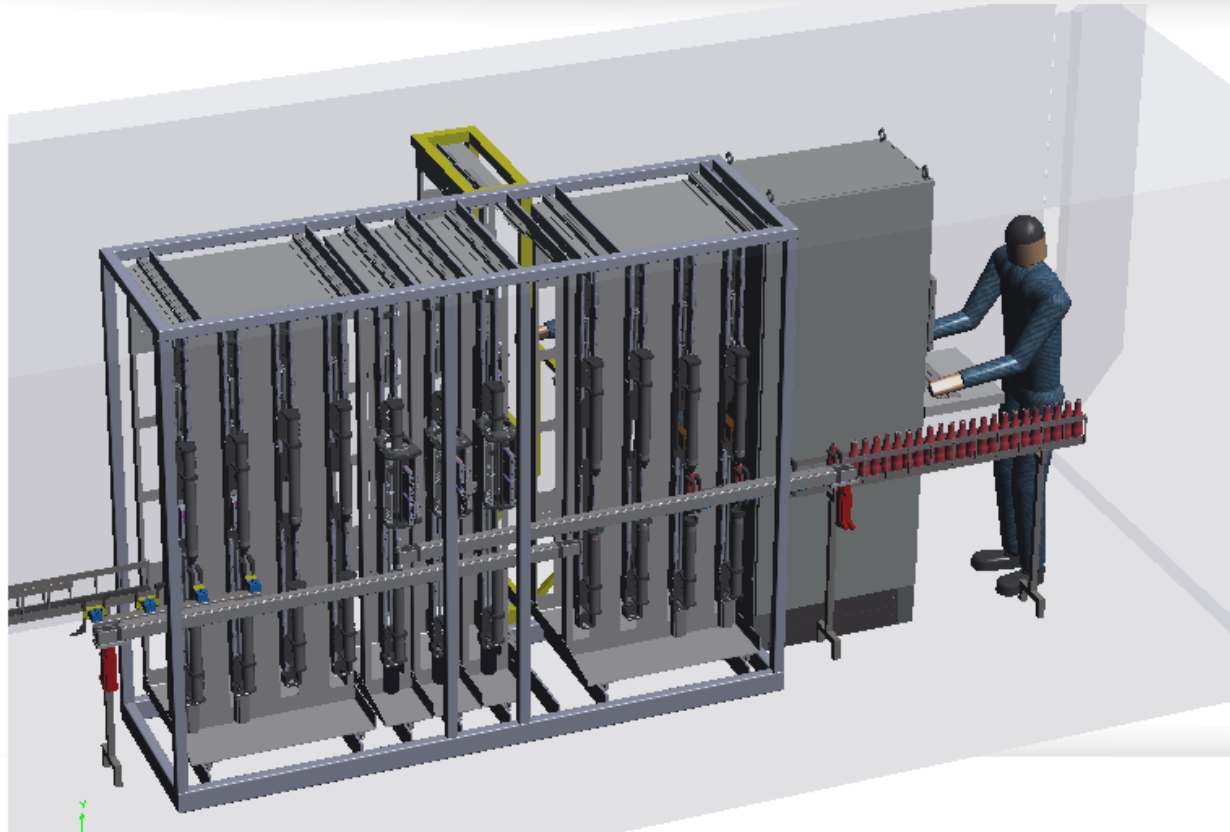
And heights from 50 to 360 mm


Each Smartprintmodule has a specific capacity

Higher output, by using a higher number of Smartprint modules



Modular Till smartprint machines – batch operation





Modular Till smartprint machines 200 – 6,000/h



CONTAINER

Substrate	Glass, metal, plastics
Diameter	50 - 100 mm
Height	Container height maximum 320 mm Printable height maximum 190 mm

PRINT

Print module	1 - 8 smartprint modules with up to 8 colors
Print heads	UV piezoelectric dod inkjet printheads
Ink type	UV curable ink
Ink supply	Optimized ink supply system
Colors	C M Y K White + 3 options
Resolution	360 dpi with 8 grayscales

SOFTWARE

PLC	Till smartcontrol
RIP	Licensed imaging and correction software

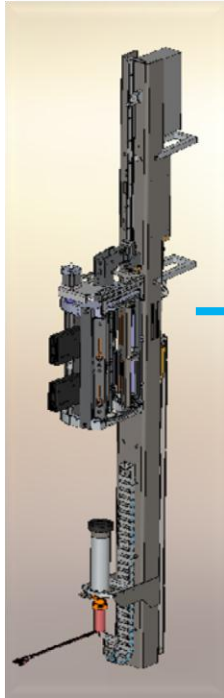
PROCESS

Handling	Batch/conveyor
Pretreatment	Included
UV curing	LED curing
Capacity	500 - 4.800 containers/h in increments of 500 containers/h

PHYSICAL

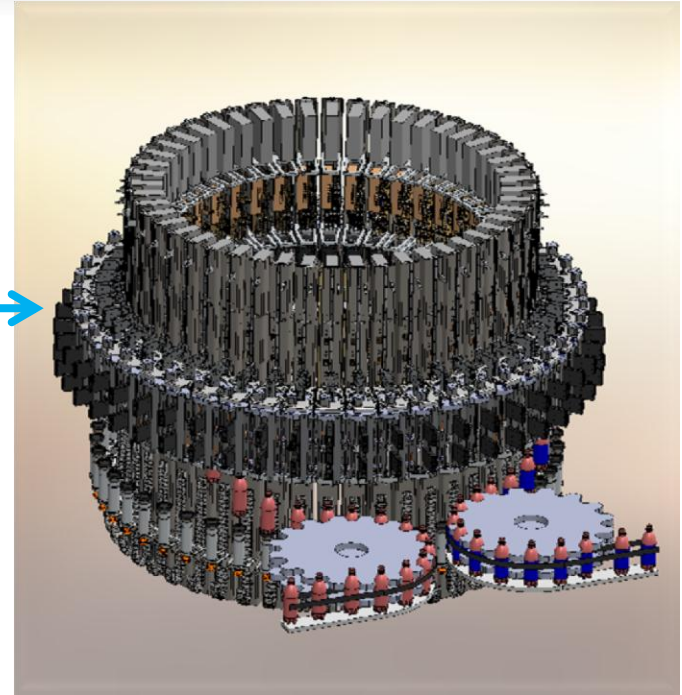
Connected load	8 kW basic housing 2.8 kW per smartprint module installed
Consumption	6 kWh basic housing 0.2 kWh per smartprint module installed
Air	10 NI / min at 6 bar per smartprint module


Continuous high speed rotary printer



Print stations of only 140 mm width can be combined on a carousel for high speed operation

Example: up to 36,000 bph
48 print stations
Diameter: 2.3 m





Rotary Till smartprint machines 12,000 – 36,000/h



PHYSICAL

Connected load	18 kW basic carousel 1.6 kW per smartprint module installed
Consumption	12 kWh basic carousel 0.25 kWh per smartprint module installed
Air	10 NI / min at 6 bar per smartprint module

CONTAINER

Substrate	Glass, metal, plastics
Diameter	50 - 100 mm
Height	Container height maximum 320 mm Printable height maximum 190 mm

PRINT

Print module	up to 48 smartprint modules with up to 8 colors
Print heads	UV piezoelectric dod inkjet printheads
Ink type	UV curable ink
Ink supply	Optimized ink supply system
Colors	C M Y K White + 3 options
Resolution	360 dpi with 8 greyscale

SOFTWARE

PLC	Till smartcontrol
RIP	Licensed imaging and correction software

PROCESS

Handling	Continuous motions carousel
Pretreatment	Separate module
UV curing	LED curing
Capacity	8.000 - 36.000 containers/h

100% print inspection by camera system



Image and artwork check by 6 cameras
taking an 360 degree picture to compare with
printing task

All codes and text are read and validated

.



Thank you!

Till GmbH
Technikum Hattersheim
Voltastr. 7
65795 Hattersheim

Tel.: +49 6190 887 968 - 0
Fax: +49 6190 887 968 - 20
www.till-tech.com
info@till-tech.com