














GREENWELL REALTY

2016 GREENWELL REALTY SCORECARD

	GREENWELL REALTY	INDUSTRY STANDARD ¹
Average Active Agent Experience in Years	16	12
Average Career Homes Sold Per Active Agent	222	48
Average Greenwell Buyer Price Paid per Sq. Ft. ²	\$99	\$109 
Average Greenwell Seller Sold Price per Sq. Ft. ²	\$115	\$109
Percent of Listings Sold 2015	75%	76%
Average Sold Listing Days on Market	33	35
Average Sold Price as % of List Price	99%	99%
Average Commission Paid to Buyer's Agent	2.7%	2.7%
Percent of Buyer Clients Suffering Foreclosure	0.6%	4.4%
Cancel Contract Any Time		locked in
No Dual Agency		dual agency
Advanced Real Estate Professional Designations		< 10% of Realtors have
CRS, ABR, e-Pro, CDPE, CHFC		any one of these
In house licensed contractor		
Home improvements payment deferred until closing ³		
Real Estate Investment Experience ²		
Charges Additional Admin Fee	\$0	
Mortgage Finance Experience		
Free Professional Stager		
Free Professional Photography & Real Virtual Tours		

www.greenwellrealty.com

763-785-0785

¹ Sources: RMLS data (Anoka county 2014-2015), NAR, SPAAR, NMRA, Swanpoel Trends Report, ABR, CRS, & company records.

² 4,844 single family homes sold in 2014 & 2015 > 1000 sq. ft on < 1 acre in Andover, Coon Rapids, & Blaine from MLS

³ Payments for Improvements needed to sell your home can be delayed until closing. Qualification required

⁴ We eat our own cooking. Over the past 22 years we have completed 55+ investment transactions of our own while aiding clients.