



Six Strategies for Effective Learning **Bookmarks**

Content by Yana Weinstein (University of Massachusetts Lowell) & Megan Smith (Rhode Island College) | Illustrations by Oliver Caviglioli (teachingow2s.com/cogsci)
Funding provided by the APS Fund for Teaching and Public Understanding of Psychological Science




LEARN TO STUDY USING...

Spaced Practice

SPACE OUT YOUR STUDYING OVER TIME

- 1 TESTING
- 2 SPACING
- 3 SKETCHING



HOW TO DO IT

Start planning early for exams, and set aside a little bit of time every day. Five hours spread out over two weeks is better than the same five hours all at once.

Review information from each class, but not immediately after class.

After you review information from the most recent class, make sure to go back and study important older information to keep it fresh.

learningscientists.org




LEARN TO STUDY USING...

Spaced Practice

SPACE OUT YOUR STUDYING OVER TIME

- 1 TESTING
- 2 SPACING
- 3 SKETCHING



HOW TO DO IT

Start planning early for exams, and set aside a little bit of time every day. Five hours spread out over two weeks is better than the same five hours all at once.

Review information from each class, but not immediately after class.

After you review information from the most recent class, make sure to go back and study important older information to keep it fresh.

learningscientists.org




LEARN TO STUDY USING...

Spaced Practice

SPACE OUT YOUR STUDYING OVER TIME

- 1 TESTING
- 2 SPACING
- 3 SKETCHING



HOW TO DO IT

Start planning early for exams, and set aside a little bit of time every day. Five hours spread out over two weeks is better than the same five hours all at once.

Review information from each class, but not immediately after class.

After you review information from the most recent class, make sure to go back and study important older information to keep it fresh.

learningscientists.org



LEARN TO STUDY USING...

Spaced Practice

SPACE OUT YOUR STUDYING OVER TIME

- 1 TESTING
- 2 SPACING
- 3 SKETCHING



HOW TO DO IT

Start planning early for exams, and set aside a little bit of time every day. Five hours spread out over two weeks is better than the same five hours all at once.

Review information from each class, but not immediately after class.

After you review information from the most recent class, make sure to go back and study important older information to keep it fresh.

learningscientists.org

