



## WELCOME TO THE PARADIGM BEHAVIOR'S PLAYROOM!

Each toy will have sample scripts and ideas for you to play with your child. To help you get started, there are 5 categories (defined below) with examples of what you can **say** or **do**. Use the scripts loosely, as you can expand or shorten the words. For example, if the script says "push" you can shorten the script to "p" to expect approximate sounds or expand to "push me higher."

### PLAY IDEAS

These are different suggestions to play with the toy. Get silly and think outside of the box of ways to play. For example, not only do bunnies hop and wiggle their noses, but they can also be traffic conductors and direct a busy intersection full of dump trucks and race cars. In here you will also find **sample scripts** to say.

### REQUESTS | MAND

Requests are when your child **wants** a certain item at that very moment. These are great teaching moments to teach your child to **say** the name of the item as a request. This is called "mand training." If your child is not consistent with saying full words, they can say part of the word like "bah" for "ball" or if they aren't consistent with sounds try eye contact or any sounds. Pictures are also helpful too.

### LABELING | TACT




This is labeling or commenting on the items you see outloud. Point to items while saying the name of the item and even add describing words like "that **red ball** is **spikey**" and "**wow**, those **drums** are **loud**!" Talking about the toys and surroundings will expose your child to a lot of language and may even copy what you're saying next time they play. This is called a "tact."

### FOLLOWING DIRECTIONS | LISTENING RESPONDING

Give your child directions such as "**mix** the bowl **with a spoon**" or "**find** the red strawberry" to see if they are listening to your words. They do not need to say anything unless you ask them to, but this category is more about their actions. This called "listening responding."

### CONVERSATIONS | INTRAVERBALS

Intraverbals are back and forth conversations between you and your child. Fill-in the blanks such as "ready, set...(go!)" and "phone goes...(ring ring)." It can also be a song like "baa, baa... (**black sheep**)." Fill-in the blanks are simple ways to begin teaching those back and forth conversations skills that work toward WH questions like "how was your day?" (**it was good, mom!**).





# PLAY IDEAS : Legos Duplos Big Farm

by: Christina Conner

Set up farm house, barn and fence	Night routine: animals sleep, sing them night songs, whispers
Morning routine: wake up, feed the animals	

## SCRIPTS

Shh! It's nighttime.  
The tracker needs to go into the barn.  
Close the door.  
The animals needs to hear a story.  
Goodnight, sheep. Goodnight cow.  
Shh. Sleep tight!



## REQUESTS

[Animals] - pig, horse  
[Lego pieces] - red long brick for the house or "I  
need this one" (show you which one)  
Where's the food for the animals?  
Lower the hook.  
Open the barn door.



## LABELING

[Lego structures] - barn, fence, clock  
The barn is finally up.  
There's the clock.  
[Animals] - sheep, horse  
[Verbs] - eating, sleeping, pouring water  
Sheep is sleeping in the barn.  
It's nighttime.



## FOLLOWING DIRECTIONS

Line up the animals so they can drink water  
from the bin.  
I'm missing the pig, can you find him?  
Count the animals.



## CONVERSATIONS

Rooster says (cock a doodle doo)  
Ding ding ding (alarm is going off)  
Snoring sounds (me me me me me me)  
How are we going to put cow to sleep? (by  
singing a goodnight song)