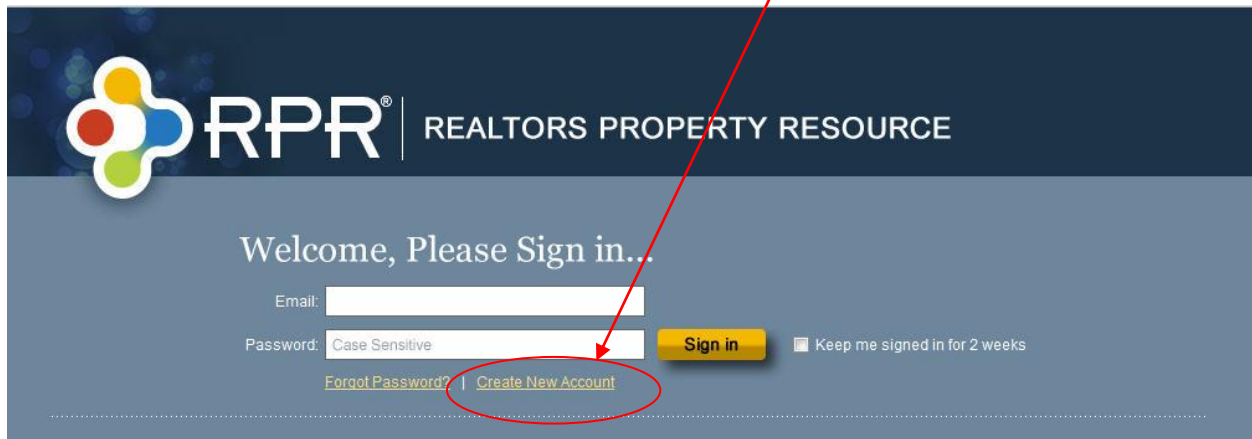
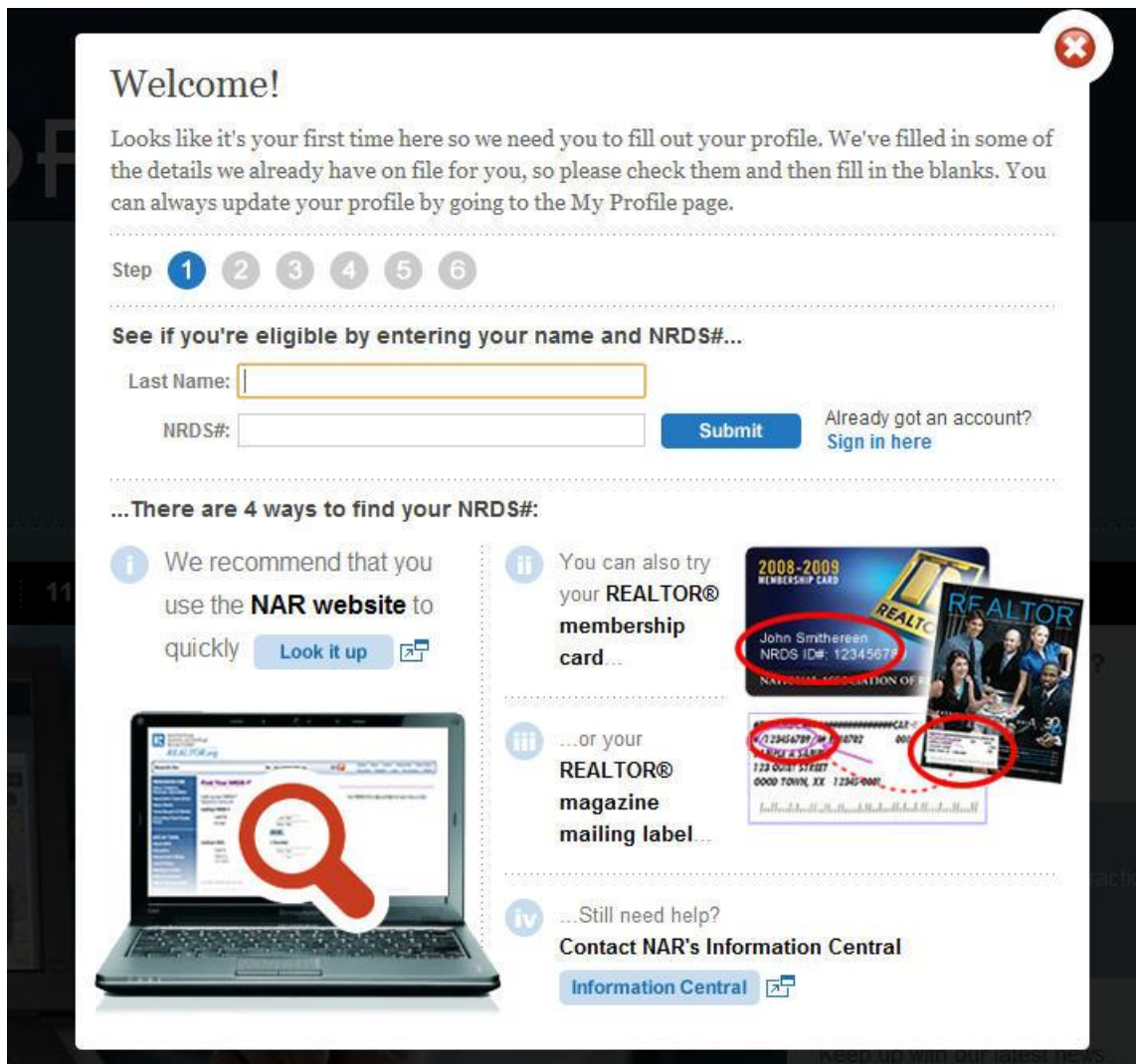


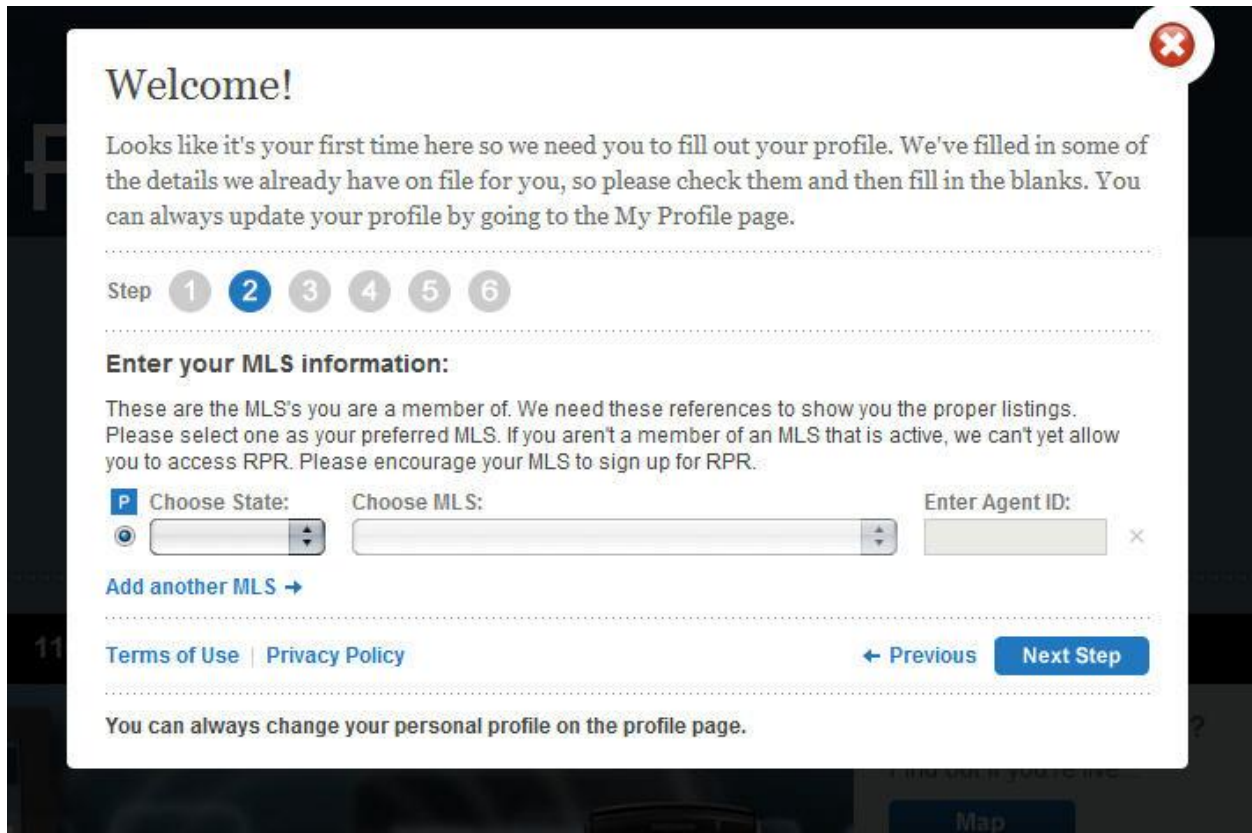
Agents can create a new account at www.narrpr.com by clicking on “Create New Account”.



They will be guided through a 6 Step Wizard. Step 1 will validate that they are an active NAR member.



Step 2 will validate that they are a member with you MLS, they will need to pick the MLS/Association name in the dropdown and enter their Agent ID to validate with the agent roster data sent from your RETS feed.



Welcome!

Looks like it's your first time here so we need you to fill out your profile. We've filled in some of the details we already have on file for you, so please check them and then fill in the blanks. You can always update your profile by going to the My Profile page.

Step 1 2 3 4 5 6

Enter your MLS information:

These are the MLS's you are a member of. We need these references to show you the proper listings. Please select one as your preferred MLS. If you aren't a member of an MLS that is active, we can't yet allow you to access RPR. Please encourage your MLS to sign up for RPR.

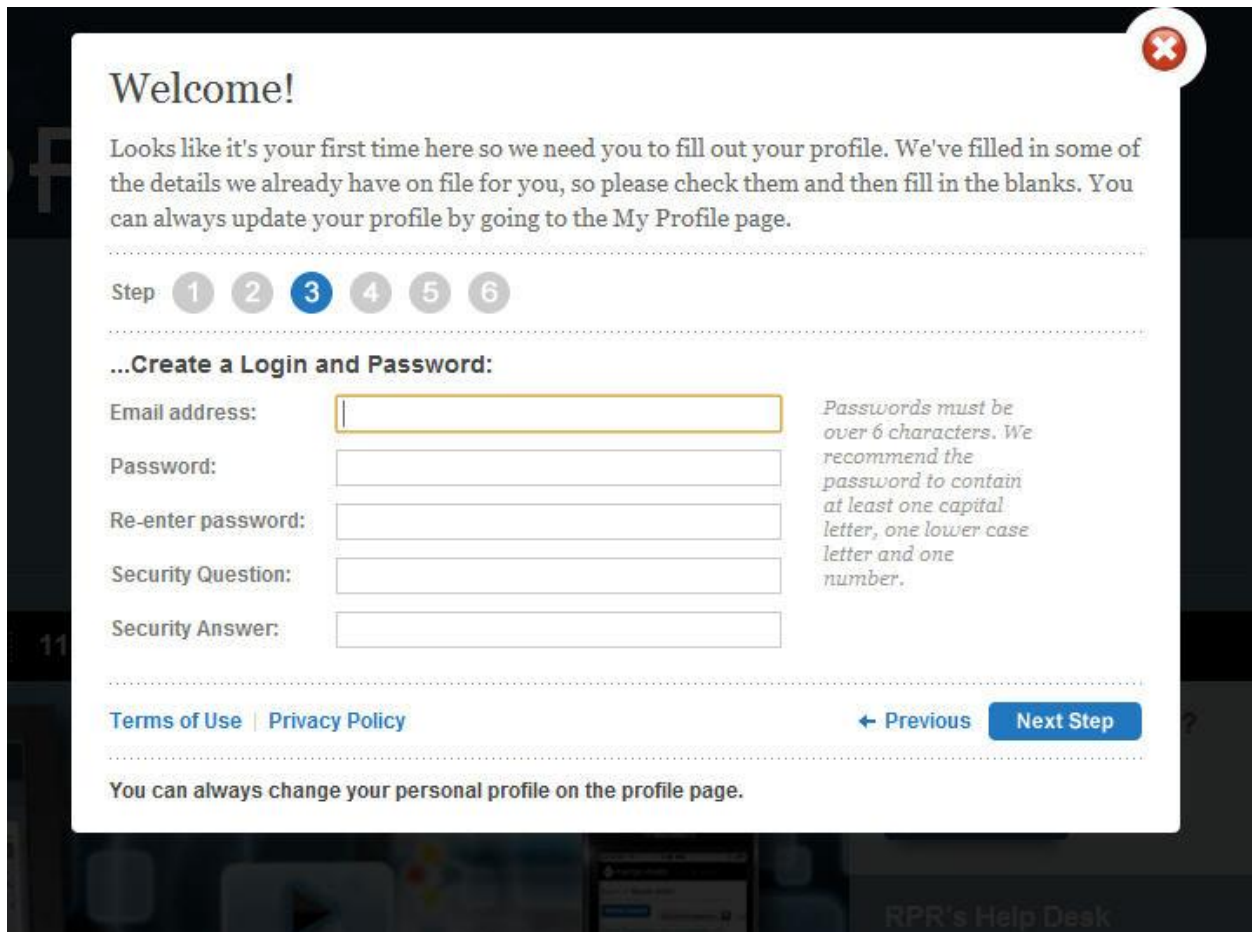
P Choose State: Choose MLS: Enter Agent ID:

[Add another MLS →](#)

[Terms of Use](#) | [Privacy Policy](#) [← Previous](#) [Next Step](#)

You can always change your personal profile on the profile page.

Step 3 agents will need to create a login and password.



Welcome!

Looks like it's your first time here so we need you to fill out your profile. We've filled in some of the details we already have on file for you, so please check them and then fill in the blanks. You can always update your profile by going to the My Profile page.

Step 1 2 **3** 4 5 6

...Create a Login and Password:

Email address:

Password:

Re-enter password:

Security Question:

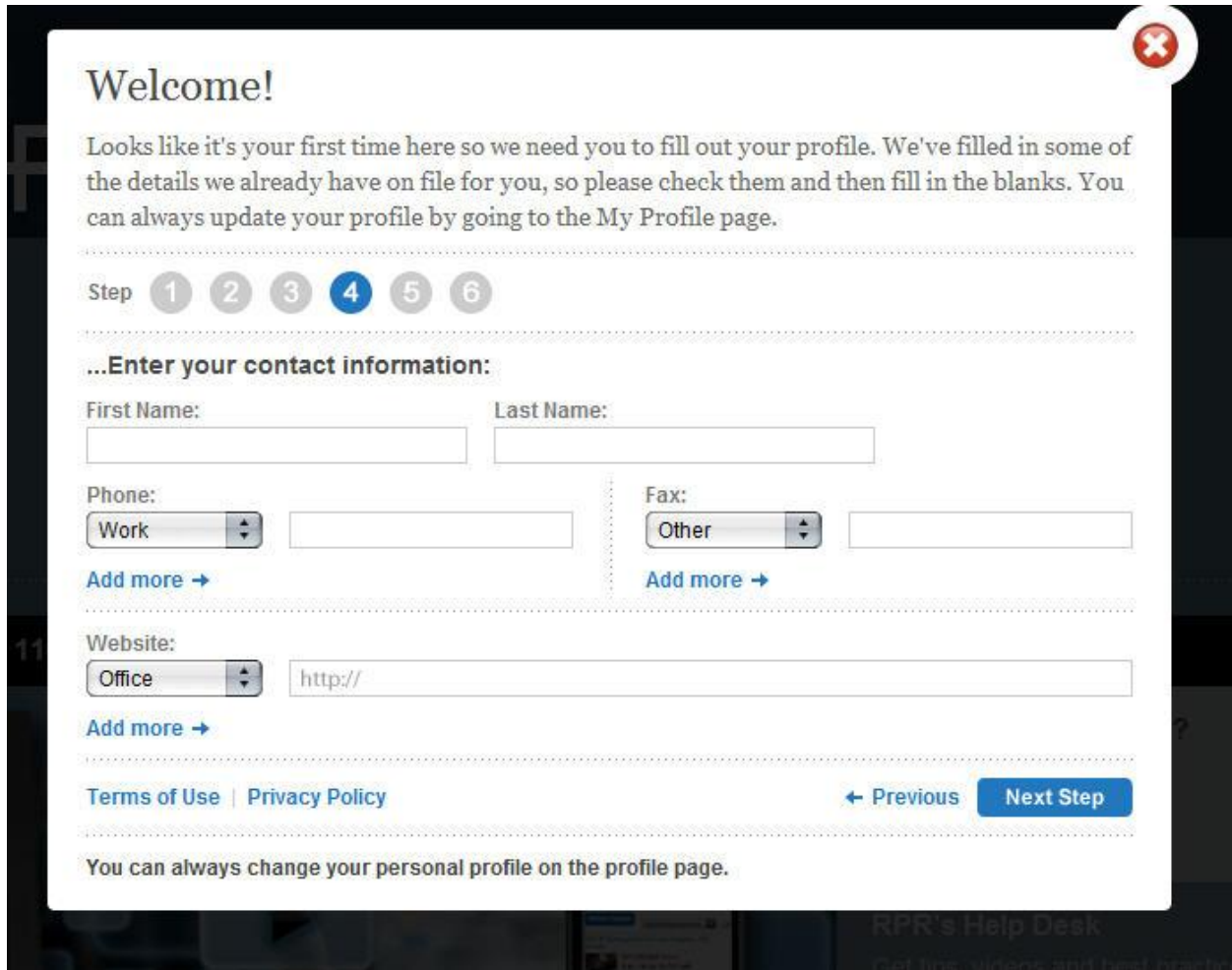
Security Answer:

Passwords must be over 6 characters. We recommend the password to contain at least one capital letter, one lower case letter and one number.

[Terms of Use](#) | [Privacy Policy](#) [← Previous](#) [Next Step](#)

You can always change your personal profile on the profile page.

Step 4 agents will have the opportunity to update their contact information.



Welcome!

Looks like it's your first time here so we need you to fill out your profile. We've filled in some of the details we already have on file for you, so please check them and then fill in the blanks. You can always update your profile by going to the My Profile page.

Step 1 2 3 **4** 5 6

...Enter your contact information:

First Name: Last Name:

Phone: Fax:

[Add more →](#) [Add more →](#)

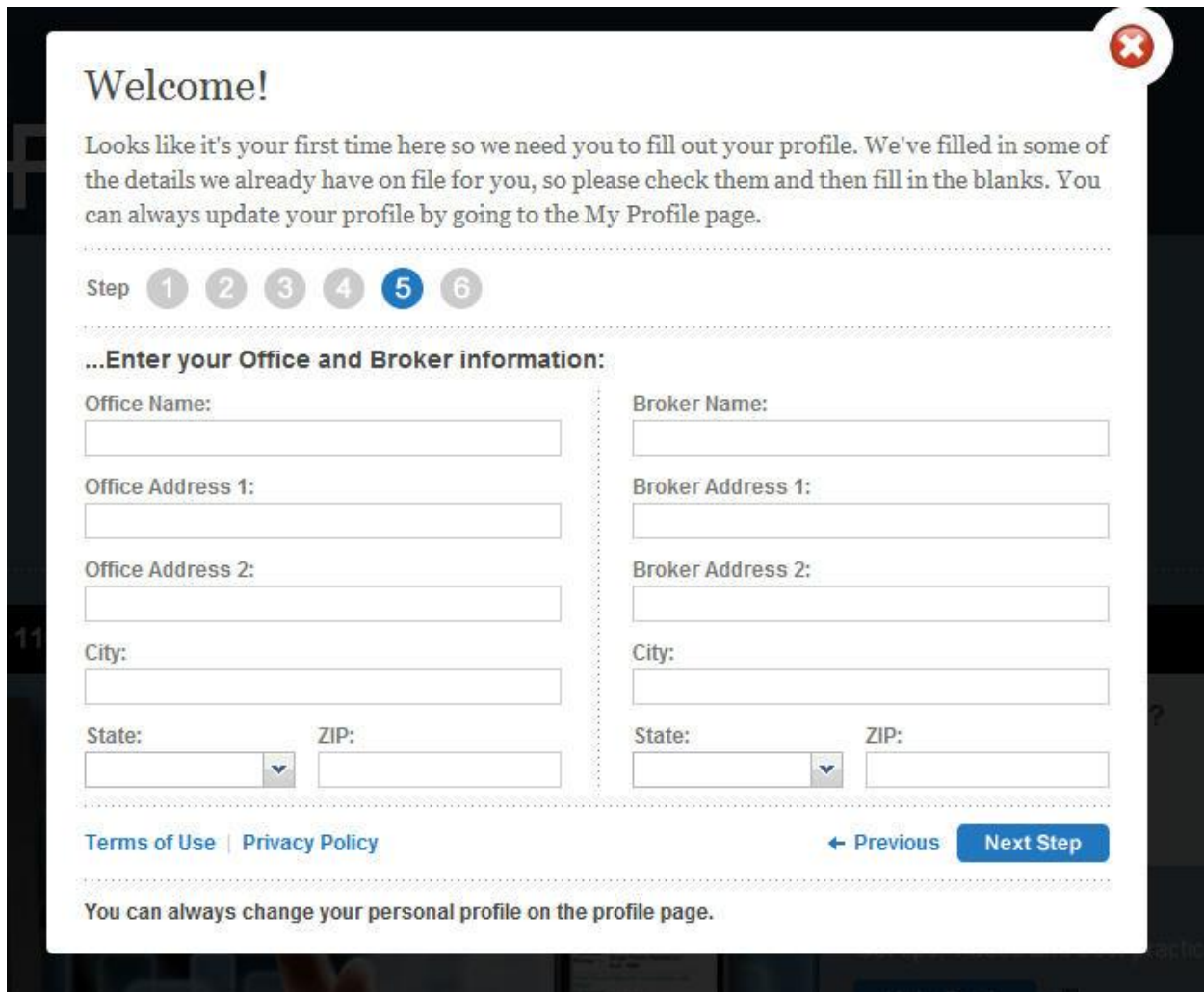
Website:

[Add more →](#)

[Terms of Use](#) | [Privacy Policy](#) [← Previous](#) [Next Step](#)

You can always change your personal profile on the profile page.

Step 5 agents will have the opportunity to update/add Office and Broker information.



Welcome!

Looks like it's your first time here so we need you to fill out your profile. We've filled in some of the details we already have on file for you, so please check them and then fill in the blanks. You can always update your profile by going to the My Profile page.

Step 1 2 3 4 **5** 6

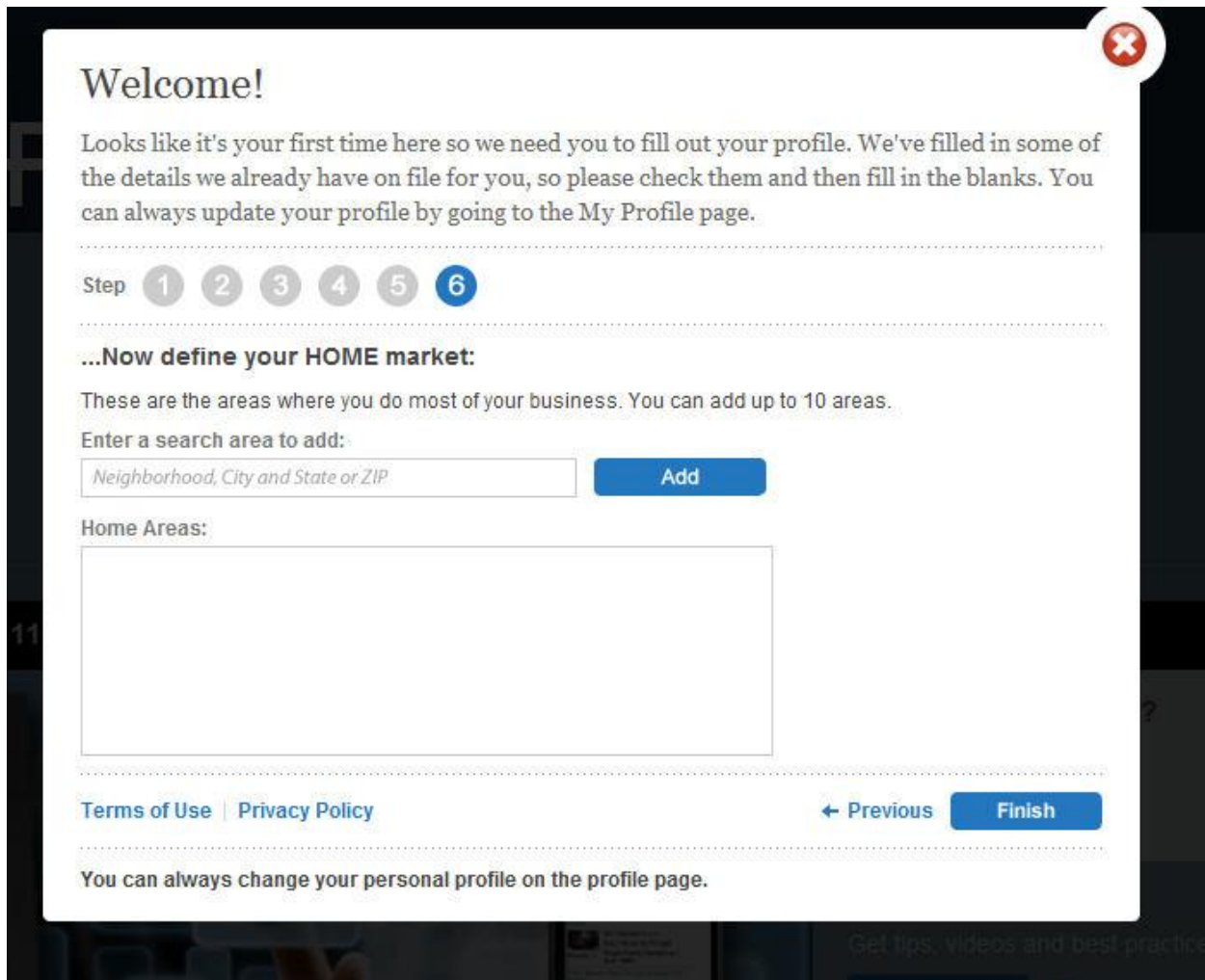
...Enter your Office and Broker information:

Office Name: <input type="text"/>	Broker Name: <input type="text"/>
Office Address 1: <input type="text"/>	Broker Address 1: <input type="text"/>
Office Address 2: <input type="text"/>	Broker Address 2: <input type="text"/>
City: <input type="text"/>	City: <input type="text"/>
State: <input type="text"/>	State: <input type="text"/>
ZIP: <input type="text"/>	ZIP: <input type="text"/>

[Terms of Use](#) | [Privacy Policy](#) [← Previous](#) [Next Step](#)

You can always change your personal profile on the profile page.

Step 6 agents can define their Home market areas. Click Finish and they are DONE!



Welcome!

Looks like it's your first time here so we need you to fill out your profile. We've filled in some of the details we already have on file for you, so please check them and then fill in the blanks. You can always update your profile by going to the My Profile page.

Step 1 2 3 4 5 **6**

...Now define your HOME market:

These are the areas where you do most of your business. You can add up to 10 areas.

Enter a search area to add:

[Add](#)

Home Areas:

[Terms of Use](#) | [Privacy Policy](#) [← Previous](#) [Finish](#)

You can always change your personal profile on the profile page.