

Bernhard, Rachel (POL SCI 109G DIS 103 TOPICS IN AMER POL) - Sp 2015

Spring 2015 Evaluations

Project Audience 23

Responses Received 22

Response Ratio 95.65%

Subject Details

Name	POL SCI 109G DIS 103 TOPICS IN AMER POL
DEPT_NAME	POL SCI
EVALUATION_TYPE	G
First Name	Rachel
Last Name	Bernhard

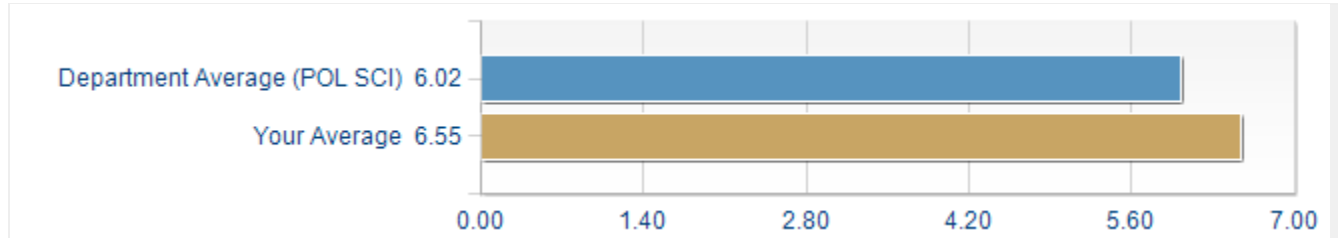
Creation Date Thu, Jun 04, 2015

FOR YOUR INFORMATION: Please note that "Department Average" for each rating question is calculated using all sections in your department. This may include both Faculty and GSIs depending on whether the department has selected a question item to be used for both.

RATING QUESTIONS (QUANTITATIVE)

UNIVERSITY WIDE QUESTIONS: The quantitative items in this section are asked across all courses at Berkeley.

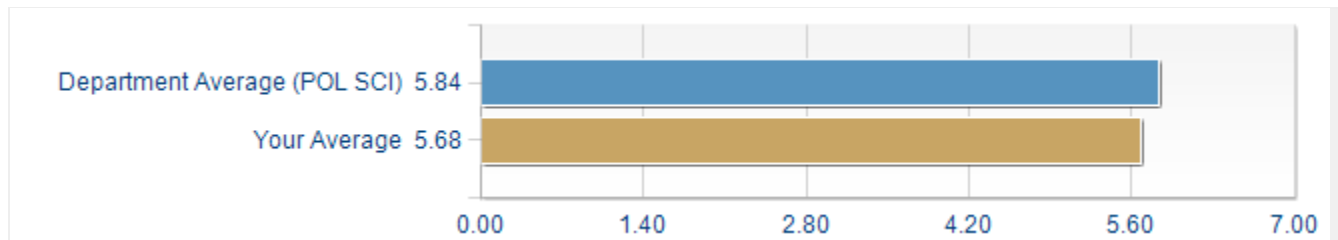
Considering both the limitations and possibilities of the subject matter and the course, how would you rate the overall effectiveness of this graduate student instructor?



Options	Count	Percentage
1-Not at all	0	0.00%
2	0	0.00%
3	0	0.00%
4-Moderately Effective	0	0.00%
5	3	13.64%
6	4	18.18%
7-Extremely Effective	15	68.18%

Statistics	Value
Response Count	22
Mean	6.55
Median	7.00
Standard Deviation	+/-0.74

Considering both the limitations and possibilities of the subject matter and the course, how would you rate the overall effectiveness of this course?



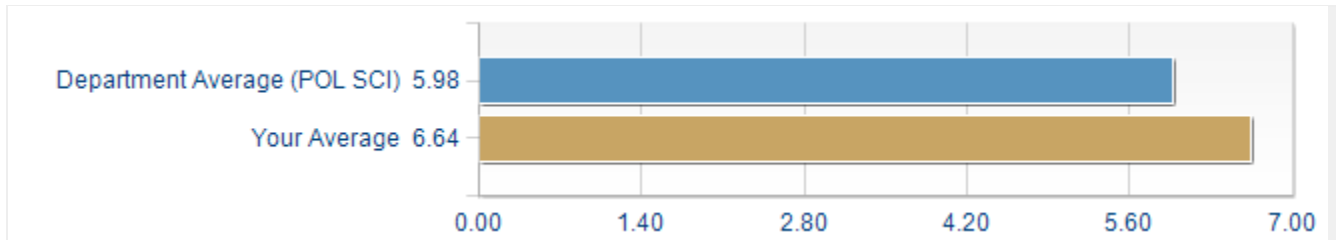
Options	Count	Percentage
1-Not at all	1	4.55%
2	0	0.00%
3	1	4.55%
4-Moderately Effective	2	9.09%
5	5	22.73%
6	3	13.64%

7-Extremely Effective	10	45.45%
-----------------------	----	--------

Statistics	Value
Response Count	22
Mean	5.68
Median	6.00
Standard Deviation	+/-1.62

DEPARTMENT PROVIDED RATING QUESTIONS: Questions in this section were selected by your department for inclusion on this evaluation.

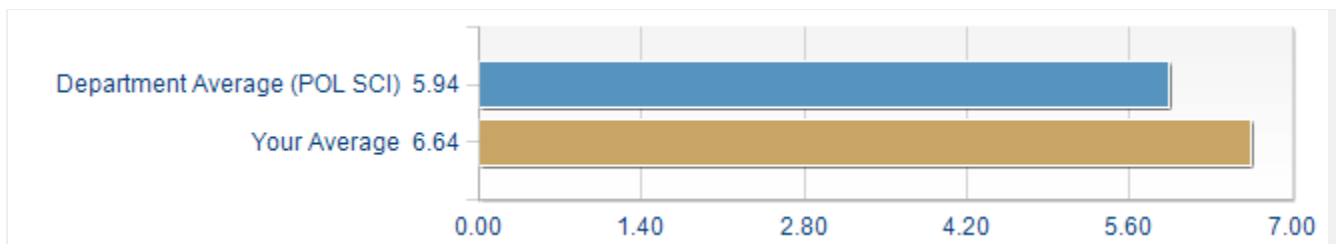
The instructor presented content in an organized manner



Options	Count	Percentage
1-Not at all	0	0.00%
2	0	0.00%
3	0	0.00%
4-Somewhat	0	0.00%
5	2	9.09%
6	4	18.18%
7-Very	16	72.73%

Statistics	Value
Response Count	22
Mean	6.64
Median	7.00
Standard Deviation	+/-0.66

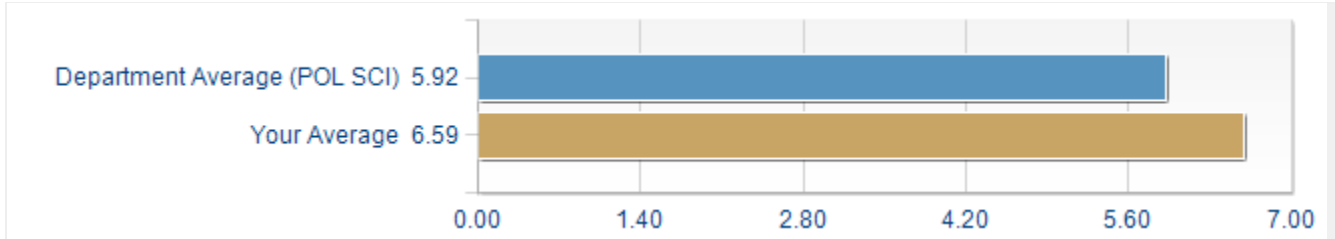
The instructor explained concepts clearly



Options	Count	Percentage
1-Not at all	0	0.00%
2	0	0.00%
3	0	0.00%
4-Somewhat	0	0.00%
5	3	13.64%
6	2	9.09%
7-Very	17	77.27%

Statistics	Value
Response Count	22
Mean	6.64
Median	7.00
Standard Deviation	+/-0.73

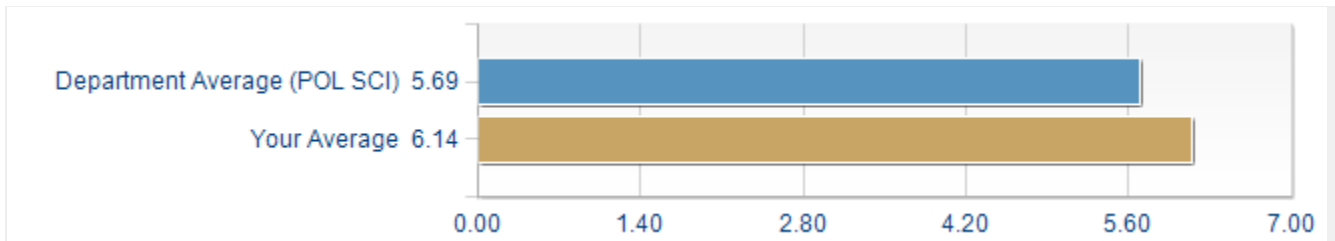
The instructor was helpful when I had difficulties or questions



Options	Count	Percentage
1-Not at all	0	0.00%
2	0	0.00%
3	0	0.00%
4-Somewhat	1	4.55%
5	2	9.09%
6	2	9.09%
7-Very	17	77.27%

Statistics	Value
Response Count	22
Mean	6.59
Median	7.00
Standard Deviation	+/-0.85

The instructor provided clear constructive feedback

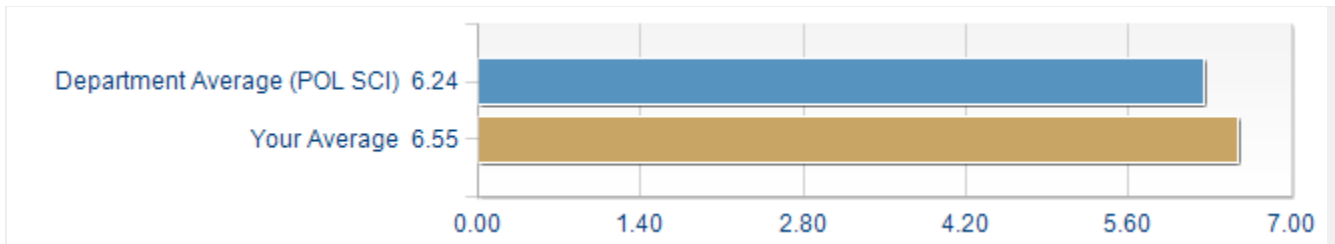


Options	Count	Percentage
1-Not at all	0	0.00%
2	0	0.00%
3	0	0.00%
4-Somewhat	1	4.55%
5	5	22.73%
6	6	27.27%
7-Very	10	45.45%

Statistics	Value
Response Count	22

Mean	6.14
Median	6.00
Standard Deviation	+/-0.94

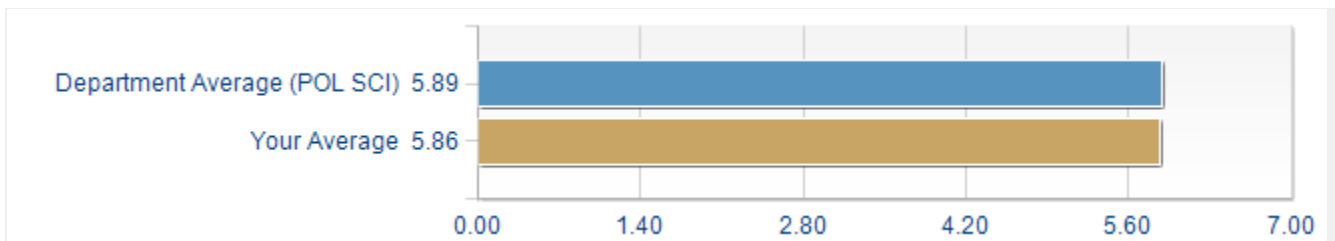
The instructor encouraged student questions and participation



Options	Count	Percentage
1-Not at all	0	0.00%
2	0	0.00%
3	0	0.00%
4-Somewhat	1	4.55%
5	3	13.64%
6	1	4.55%
7-Very	17	77.27%

Statistics	Value
Response Count	22
Mean	6.55
Median	7.00
Standard Deviation	+/-0.91

The course was effectively organized

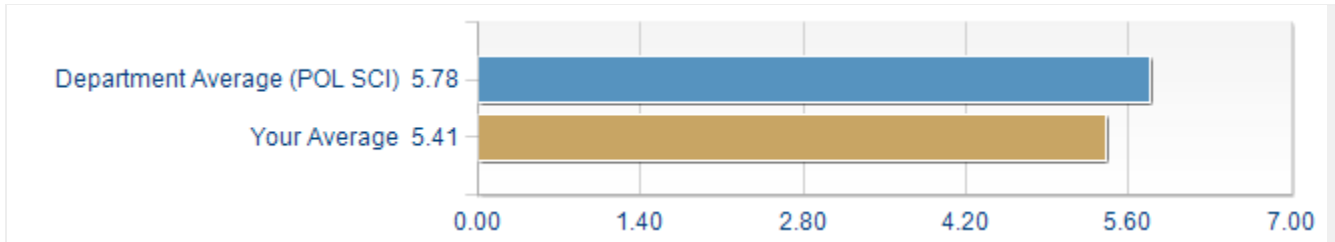


Options	Count	Percentage
1-Not at all	1	4.55%
2	0	0.00%
3	0	0.00%
4-Somewhat	3	13.64%
5	1	4.55%
6	8	36.36%
7-Very	9	40.91%

Statistics	Value
Response Count	22
Mean	5.86
Median	6.00

Standard Deviation +/-1.49

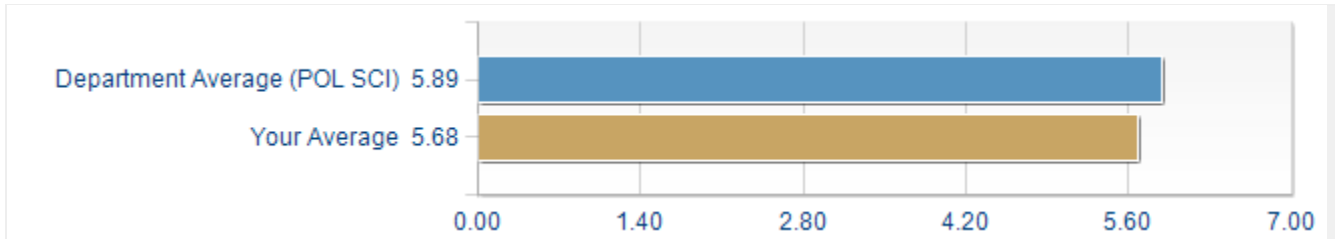
The course developed my abilities and skills for the subject



Options	Count	Percentage
1-Not at all	1	4.55%
2	0	0.00%
3	1	4.55%
4-Somewhat	3	13.64%
5	7	31.82%
6	2	9.09%
7-Very	8	36.36%

Statistics	Value
Response Count	22
Mean	5.41
Median	5.00
Standard Deviation	+/-1.59

The course developed my ability to think critically about the subject



Options	Count	Percentage
1-Not at all	1	4.55%
2	0	0.00%
3	1	4.55%
4-Somewhat	2	9.09%
5	4	18.18%
6	5	22.73%
7-Very	9	40.91%

Statistics	Value
Response Count	22
Mean	5.68
Median	6.00
Standard Deviation	+/-1.59

On average, how many hours per week have you spent on this course, including

attending classes, doing readings, reviewing notes, writing papers, and any other course-related work?

Options	Count	Percentage
3 or Fewer	1	4.55%
4-6	10	45.45%
7-9	6	27.27%
10-12	4	18.18%
13-15	1	4.55%
16-18	0	0.00%
More than 18	0	0.00%

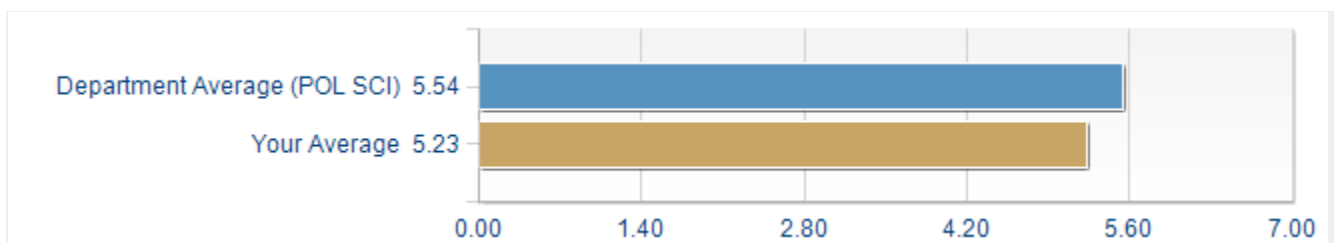
Statistics	Value
Response Count	22
Mean	2.73
Median	2.50
Standard Deviation	+/-0.98

How many class sessions did you attend?

Options	Count	Percentage
None	0	0.00%
Fewer than half	1	4.55%
About half	0	0.00%
More than half	12	54.55%
All	9	40.91%

Statistics	Value
Response Count	22
Mean	4.32
Median	4.00
Standard Deviation	+/-0.72

How satisfied were you with your effort in this course?



Options	Count	Percentage
1-Not at all	0	0.00%
2	0	0.00%
3	0	0.00%
4-Somewhat	3	13.64%
5	12	54.55%
6	6	27.27%

7-Very	1	4.55%
--------	---	-------

Statistics	Value
Response Count	22
Mean	5.23
Median	5.00
Standard Deviation	+/-0.75

INSTRUCTOR PROVIDED QUESTIONS (CUSTOM): If any rating questions appear in this section, they were created by you. If blank, you did not add any custom items to your evaluation. These are viewable only by you and not accessible by other report viewers in your department.

OPEN ENDED QUESTIONS (QUALITATIVE)

DEPARTMENT PROVIDED QUESTIONS: Questions in this section were selected by your department for inclusion on this evaluation.

Please identify what you consider to be the strengths of the course.

Comment
Rachel has been one of my favorite GSIs at Berkeley. It's clear she makes an effort to know her students as human beings, and actively engages her students by getting them to volunteer the information they know about readings. She makes discussion enjoyable. She is also very good with providing an overview of the readings and highlighting the points we should take away from them. She also makes efficient use of the hour to cover lots of topics. She comes into each discussion with a set agenda and almost always covers each topic in detail.
GSI was great at explaining the readings
The instructor was prepared and helped cover in detail the topics from lecture, found the section helpful in explaining the theories involved.
Sections were very well organized and effectively explained complex ideas presented in the readings
Readings were very interesting and thought-provoking.
The class is interesting and the GSI did a good job of making it feel relevant to us as students.
Rachel presents the material in a very organized manner and leads the discussion very effectively. She keeps the discussion fun despite the quietness and encourages participation in a non-intimidating way. I personally fear discussions sections sometimes but I looked forward to going to Rachel's discussion.
I think the course was great as it touched on methods and statistical reading, but it didn't overwhelm us with it.
Engaging readings. Good links to current affairs.
The GSI was extremely helpful
Diligent lessons on understanding polling.
The course went over very interesting topics.
- Very interesting content - Professor is knowledgeable, flexible and really nice - GSI is great
Rachel is one of the best gsi's I have had here at Berkeley. She is well rounded, approachable, and knows the material. The class can be quite difficult and coming to section made me really understand the material. I can say that she is the sole reason I am succeeding in understanding the readings.
Rachel is a lovely person.
Opens up important discussions about the 'perfect' American democracy, and how good it really is. Also greatly encourages critical thinking.
It was a nice mixture of reading and work. I liked that there were small assignments in between rather than a couple major ones, because it helped the students be more engaged throughout the semester. Having us send in reading responses each week was also very good because it made us read.

The GSI was extremely organized and went out of her way to remind students of upcoming office hours and assignments.

Please identify area(s) where you think the course could be improved.

Comment
I thought that the material wasn't very challenging.
I find that by creating groups with a question to answer from the reading can help get different ideas flowing.
None, really. This was pretty much what I wanted out of section.
Have lectures that aren't just focused on the readings and information we would get just from reading the articles.
I think some concepts are difficult to grasp and could be explained better during lecture.
I really think Rachel has everything put together. One thing that I don't see in this section is group work but I personally do not like group work so it was fine.
Group work might be beneficial.
More international perspective
Professor Lenz could make class lecture less dry and try to make things interesting
Lectures could be more reflective of readings since essays and tests are regarding the readings.
- Course was pretty great
- Section could better help to answer the discussion questions posted by Prof Lenz which we are ultimately tested on
I think maybe we should have a few more group work, especially for people who are anxious to talk in a whole class setting. Also talking with peers helps us address our questions!
Sometimes we speak for quite a long time about a topic whilst being relatively repetitive - as in, I've seen quite a lot of data now, I understand the point, let us move on to other substantive material.
in class midterms were weird. The course would be better served with longer papers to replace them in addition to the short response papers.

What advice would you give to another student who is considering taking this course?

Comment
Rachel's office hours are always a good place to go. She's very friendly and willing to discuss any questions you have about the readings and the course.
Do the readings.
This course is able to show data that helps explain the condition of democracies and how voting influences governance. overall, it is a fun course that can become dry at time because of the necessity of data to explain many factors involved in the process of democracies.
You should take the course. It does provide interesting insight into the American electoral system and makes you think about it differently. If you have already taken PS-3, the heavy focus on data analysis can feel repetitive though.
Read and come prepared with your questions to class.
Go to GSI office hours, especially for the response papers.
Do the readings and actively participate in section.
I would definitely recommend Rachel as the GSI and that it is a fun, chill class to take!
Speak during discussions, go to lecture having read the readings.
Stay on top of readings.
be prepared for boring lectures
Take a coffee to Professor Lenz's lecture.
Doing readings is important. Lectures are mandatory, however, the professor doesn't talk a lot about the readings. I have learned much during discussion sections than I learned in lecture.
- Do the readings.
Do the readings and go to office hours!

Always do your readings! Keeping up is very important. The amount of readings is usually quite okay, and when you do the reading questions as well, you will have hardly any trouble writing the assignments and doing tests.

The readings are important to the class and will help you be engaged throughout the course - also, a very very fair class if you make sure to pay attention in class and section.

INSTRUCTOR PROVIDED QUESTIONS (CUSTOM): If any open-ended questions appear in this section, they were created by you. If blank, you did not add any custom items to your evaluation. These are viewable only by you and not accessible by other report viewers in your department.

Bernhard, Rachel (POL SCI 109G DIS 104 TOPICS IN AMER POL) - Sp 2015

Spring 2015 Evaluations

Project Audience 21

Responses Received 20

Response Ratio 95.24%

Subject Details

Name	POL SCI 109G DIS 104 TOPICS IN AMER POL
DEPT_NAME	POL SCI
EVALUATION_TYPE	G
First Name	Rachel
Last Name	Bernhard

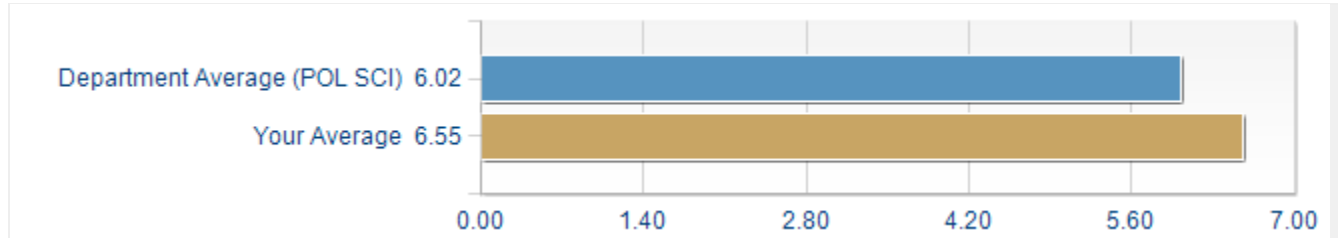
Creation Date Wed, Jun 03, 2015

FOR YOUR INFORMATION: Please note that "Department Average" for each rating question is calculated using all sections in your department. This may include both Faculty and GSIs depending on whether the department has selected a question item to be used for both.

RATING QUESTIONS (QUANTITATIVE)

UNIVERSITY WIDE QUESTIONS: The quantitative items in this section are asked across all courses at Berkeley.

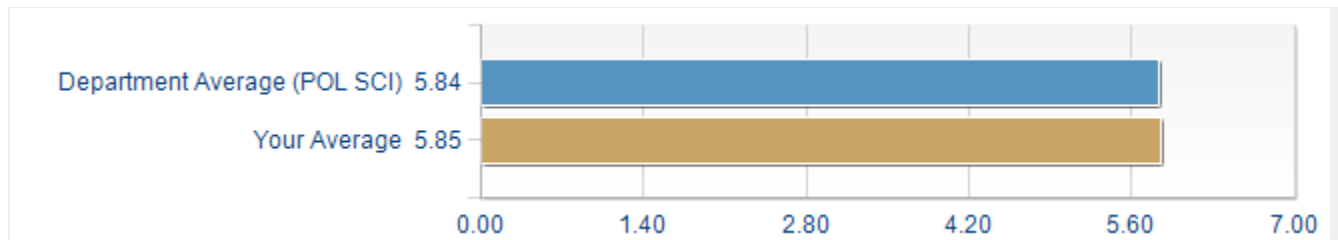
Considering both the limitations and possibilities of the subject matter and the course, how would you rate the overall effectiveness of this graduate student instructor?



Options	Count	Percentage
1-Not at all	0	0.00%
2	0	0.00%
3	0	0.00%
4-Moderately Effective	0	0.00%
5	0	0.00%
6	9	45.00%
7-Extremely Effective	11	55.00%

Statistics	Value
Response Count	20
Mean	6.55
Median	7.00
Standard Deviation	+/-0.51

Considering both the limitations and possibilities of the subject matter and the course, how would you rate the overall effectiveness of this course?



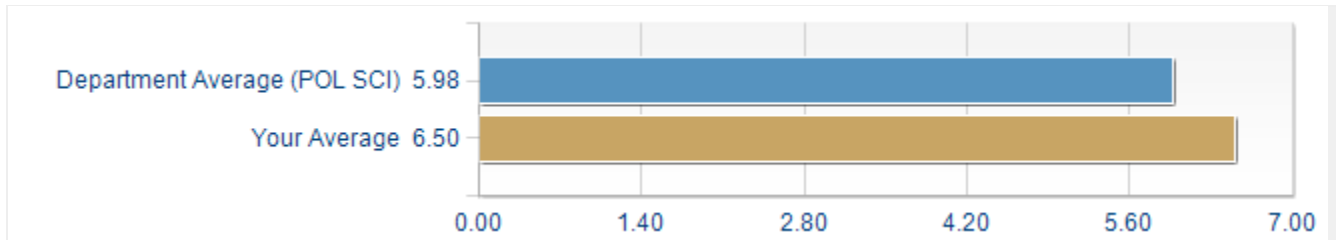
Options	Count	Percentage
1-Not at all	0	0.00%
2	1	5.00%
3	0	0.00%
4-Moderately Effective	2	10.00%
5	3	15.00%
6	6	30.00%

7-Extremely Effective	8	40.00%
-----------------------	---	--------

Statistics	Value
Response Count	20
Mean	5.85
Median	6.00
Standard Deviation	+/-1.35

DEPARTMENT PROVIDED RATING QUESTIONS: Questions in this section were selected by your department for inclusion on this evaluation.

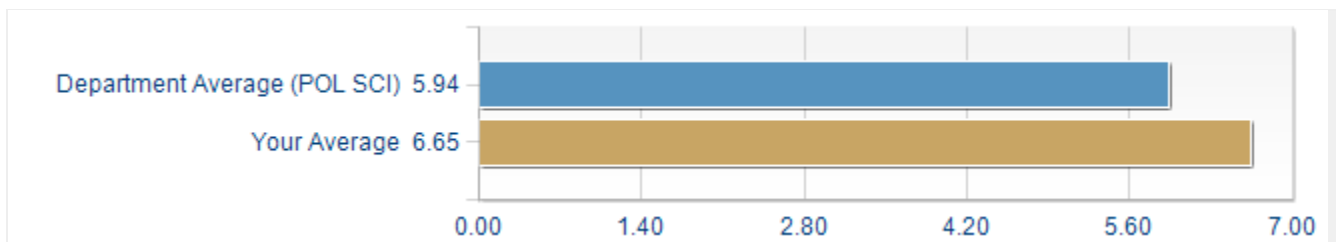
The instructor presented content in an organized manner



Options	Count	Percentage
1-Not at all	0	0.00%
2	0	0.00%
3	0	0.00%
4-Somewhat	0	0.00%
5	1	5.00%
6	8	40.00%
7-Very	11	55.00%

Statistics	Value
Response Count	20
Mean	6.50
Median	7.00
Standard Deviation	+/-0.61

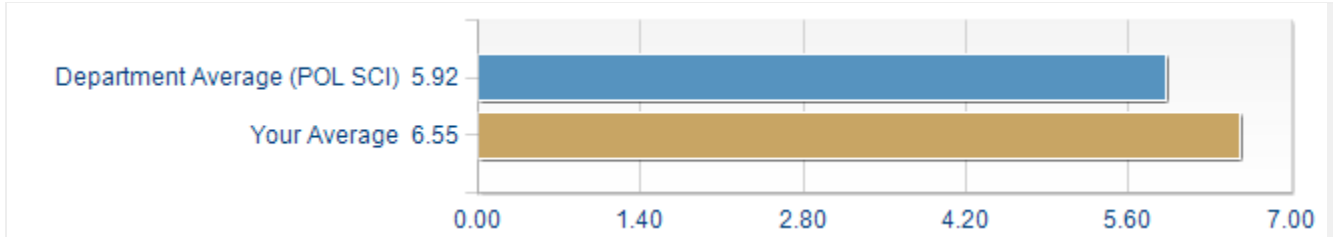
The instructor explained concepts clearly



Options	Count	Percentage
1-Not at all	0	0.00%
2	0	0.00%
3	0	0.00%
4-Somewhat	0	0.00%
5	0	0.00%
6	7	35.00%
7-Very	13	65.00%

Statistics	Value
Response Count	20
Mean	6.65
Median	7.00
Standard Deviation	+/-0.49

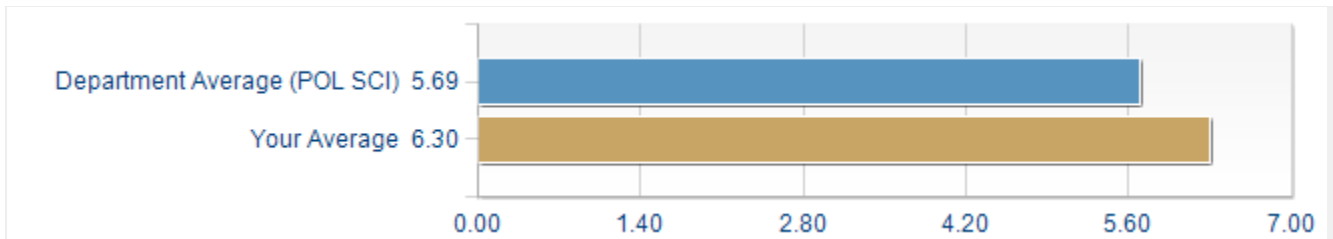
The instructor was helpful when I had difficulties or questions



Options	Count	Percentage
1-Not at all	0	0.00%
2	0	0.00%
3	0	0.00%
4-Somewhat	0	0.00%
5	0	0.00%
6	9	45.00%
7-Very	11	55.00%

Statistics	Value
Response Count	20
Mean	6.55
Median	7.00
Standard Deviation	+/-0.51

The instructor provided clear constructive feedback

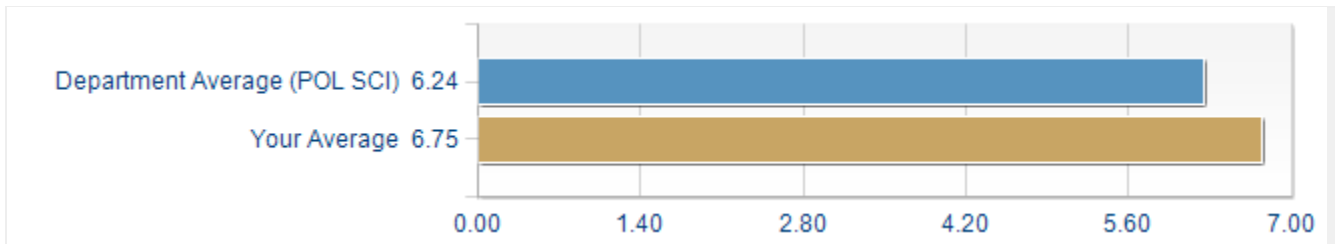


Options	Count	Percentage
1-Not at all	0	0.00%
2	0	0.00%
3	0	0.00%
4-Somewhat	0	0.00%
5	4	20.00%
6	6	30.00%
7-Very	10	50.00%

Statistics	Value
Response Count	20

Mean	6.30
Median	6.50
Standard Deviation	+/-0.80

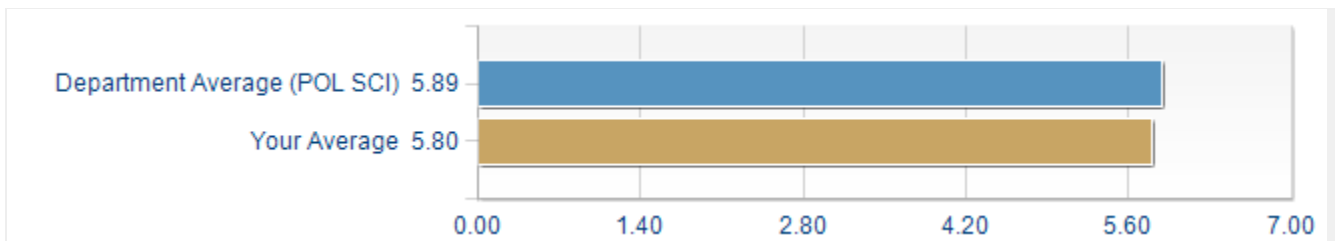
The instructor encouraged student questions and participation



Options	Count	Percentage
1-Not at all	0	0.00%
2	0	0.00%
3	0	0.00%
4-Somewhat	0	0.00%
5	0	0.00%
6	5	25.00%
7-Very	15	75.00%

Statistics	Value
Response Count	20
Mean	6.75
Median	7.00
Standard Deviation	+/-0.44

The course was effectively organized

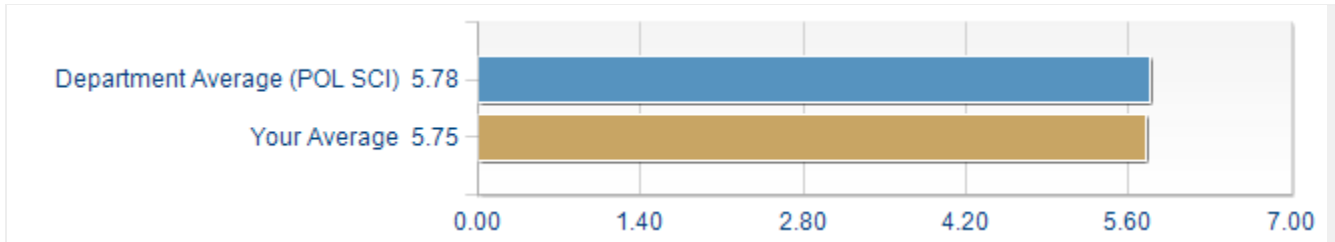


Options	Count	Percentage
1-Not at all	0	0.00%
2	0	0.00%
3	0	0.00%
4-Somewhat	4	20.00%
5	3	15.00%
6	6	30.00%
7-Very	7	35.00%

Statistics	Value
Response Count	20
Mean	5.80
Median	6.00

Standard Deviation +/-1.15

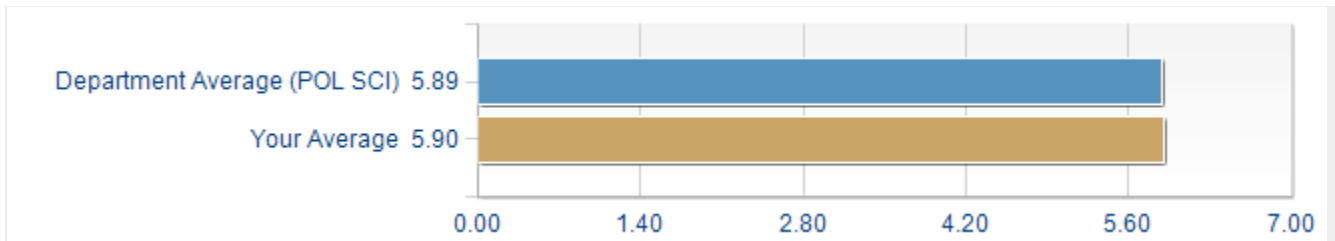
The course developed my abilities and skills for the subject



Options	Count	Percentage
1-Not at all	0	0.00%
2	0	0.00%
3	0	0.00%
4-Somewhat	3	15.00%
5	5	25.00%
6	6	30.00%
7-Very	6	30.00%

Statistics	Value
Response Count	20
Mean	5.75
Median	6.00
Standard Deviation	+/-1.07

The course developed my ability to think critically about the subject



Options	Count	Percentage
1-Not at all	0	0.00%
2	0	0.00%
3	0	0.00%
4-Somewhat	4	20.00%
5	3	15.00%
6	4	20.00%
7-Very	9	45.00%

Statistics	Value
Response Count	20
Mean	5.90
Median	6.00
Standard Deviation	+/-1.21

On average, how many hours per week have you spent on this course, including

attending classes, doing readings, reviewing notes, writing papers, and any other course-related work?

Options	Count	Percentage
3 or Fewer	1	5.00%
4-6	5	25.00%
7-9	5	25.00%
10-12	9	45.00%
13-15	0	0.00%
16-18	0	0.00%
More than 18	0	0.00%

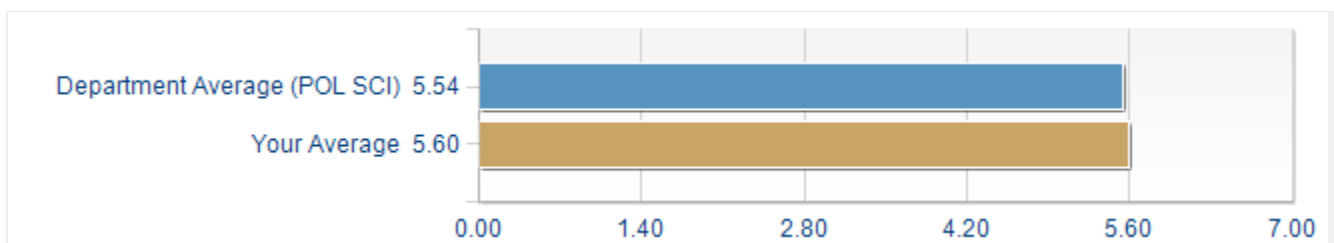
Statistics	Value
Response Count	20
Mean	3.10
Median	3.00
Standard Deviation	+/-0.97

How many class sessions did you attend?

Options	Count	Percentage
None	0	0.00%
Fewer than half	0	0.00%
About half	0	0.00%
More than half	9	45.00%
All	11	55.00%

Statistics	Value
Response Count	20
Mean	4.55
Median	5.00
Standard Deviation	+/-0.51

How satisfied were you with your effort in this course?



Options	Count	Percentage
1-Not at all	0	0.00%
2	0	0.00%
3	1	5.00%
4-Somewhat	4	20.00%
5	4	20.00%
6	4	20.00%

7-Very	7	35.00%
--------	---	--------

Statistics	Value
Response Count	20
Mean	5.60
Median	6.00
Standard Deviation	+/-1.31

INSTRUCTOR PROVIDED QUESTIONS (CUSTOM): If any rating questions appear in this section, they were created by you. If blank, you did not add any custom items to your evaluation. These are viewable only by you and not accessible by other report viewers in your department.

OPEN ENDED QUESTIONS (QUALITATIVE)

DEPARTMENT PROVIDED QUESTIONS: Questions in this section were selected by your department for inclusion on this evaluation.

Please identify what you consider to be the strengths of the course.

Comment
Identifying most important aspects of lectures.
Highlighting the contrasting schools of thought in the social sciences and tying current events to democratic accountability.
I learned a lot about democratic accountability and Rachel is a very effective teacher. I like that she writes all over the board - it makes it fun to be in the class.
The material is fairly interesting.
Some interesting articles, strong gsi
She did a great job going over the readings and information presented in lecture. I liked how she used the board to put down all her notes and bullet points. Her lectures were very engaging and very tailored to what we asked/were struggling with. Her feedback on our essays and work were also very constructive.
I like all of the clips that were shown in class. They were humorous but at the same time reflected the material that we were reading on.
The facilitation of discussion and analytical content assigned was very helpful in regards to furthering education as a political scientist.
I enjoyed how much of the material related to recent and current political events.
-Very organized -Flowed well with the readings -Very approachable -Knowledgeable about the topic; used past examples to clarify the present topics
I really enjoyed how Rachel explained the readings in detail in class and clarified the important aspects of the weekly material.
Lecture and presentation of material and readings.
My GSI was definitely an incredible person to go to and clarify any questions I had.
GSI effectively communicates the purpose of the course. Major theme of democratic accountability is never ignored.
The concepts and the class material is easy to understand because it is modern and we can see it all around us. Also the instructor is very knowledgeable and have fun lectures.
I liked the discussion section because it went over the material we discussed in class. I enjoyed the active discussion among the section. We also prepared for our response papers before they were due, which helped in polishing my paper.

Please identify area(s) where you think the course could be improved.

Comment
Expand time slot for discussion section.
The cold caller could definitely be tinkered with since I feel like I've never been called on.
None
I think that there is not enough material given in each lecture to merit the time spent on repeating it. Moreover, I feel that more time should be given to facilitating discussion rather than regurgitating lecture and reading material.
Lectures too long for content discussed. Boring delivery by professor lenz.
The grading could be more transparent, in regards to curving and what constitutes an A/B/C grade.
I don't particularly understand regressions still. I get the gist of it but do not find it interesting.
I switched GSIs mid semester. My previous GSI seemed to be very biased in what he desired in an answer and gave remarkably low scores for disagreeing with him.
I think there could have been more emphasis on individual theories related to democratic accountability rather than simply talking about anecdotes and events in the news.
I think we could have reviewed for the midterm a little more to get a better sense of what would be tested.
Group discussions among students.
I would suggest a better structure for the actual class.
Preparing the students for the first response paper is a huge area that should be adjusted. I felt like myself as well as a few of my friends in the course had the same confusion about the prompt. Thats all though...
Maybe more funny clips about political issues!

What advice would you give to another student who is considering taking this course?

Comment
Read the assignments. Follow recommendations given.
Go to class, read the texts, enjoy yourself. It's a very straight forward class.
If you're taking the course, try to take it with Rachel! She's amazing
Take notes and read!
Don't bring your phone. It is very easy to get distracted.
If you like graphs maybe take it.
Do the readings and come to section prepared to participate.
Read all the course material and attend lecture. You will understand all the concept if you do those two things.
Work hard to stay awake during lecture as it could be slightly boring but the content presented was very beneficial
Try to be concise when writing papers and focus on specific concepts and ideas.
Buy ALL the books and do the readings!
I would advise them to read the materials and review the material before lecture and section.
make sure to participate
Take it and have Rachel as your GSI. You have been the best GSI that i have had thus far at Berkeley. Thank you!
Read and come to classes and you should be fine.

INSTRUCTOR PROVIDED QUESTIONS (CUSTOM): If any open-ended questions appear in this section, they were created by you. If blank, you did not add any custom items to your evaluation. These are viewable only by you and not accessible by other report viewers in your department.