

## Fa 2014 POL SCI 3 DIS 103 EMPIRICAL ANALYSIS (Rachel Ivey Bernhard)

### Fall 2014 Evaluations

Project Audience 28

Responses Received 15

Response Ratio 53.57%

#### Subject Details

<b>Name</b>	POL SCI 3 DIS 103 EMPIRICAL ANALYSIS
<b>DEPT_NAME</b>	POL SCI
<b>EVALUATION_TYPE</b>	G
<b>First Name</b>	Rachel Ivey
<b>Last Name</b>	Bernhard

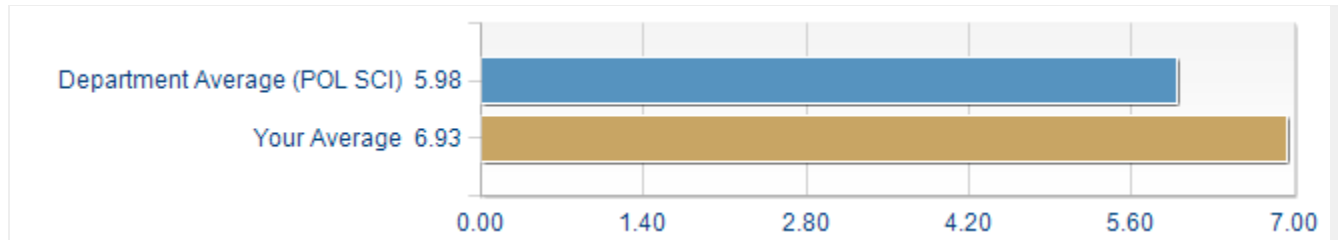
**Creation Date** Wed, Apr 01, 2015

**FOR YOUR INFORMATION:** Please note that "Department Average" for each rating question is calculated using all sections in your department. This may include both Faculty and GSIs depending on whether the department has selected a question item to be used for both.

## RATING QUESTIONS (QUANTITATIVE)

*UNIVERSITY WIDE QUESTIONS: The quantitative items in this section are asked across all courses at Berkeley.*

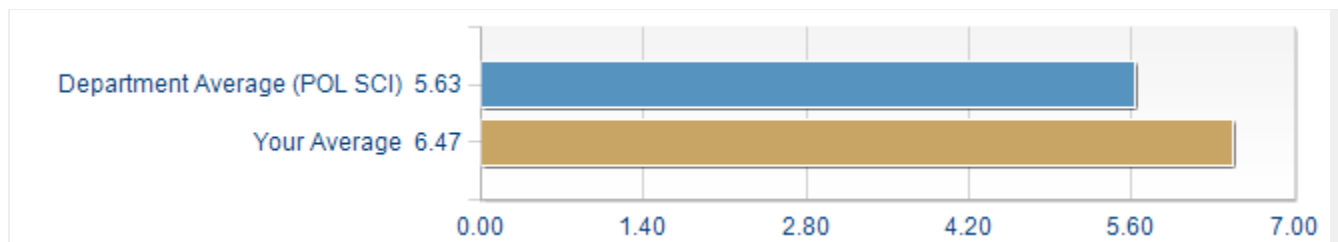
**Considering both the limitations and possibilities of the subject matter and the course, how would you rate the overall effectiveness of this graduate student instructor?**



Options	Count	Percentage
1-Not at all	0	0.00%
2	0	0.00%
3	0	0.00%
4-Moderately Effective	0	0.00%
5	0	0.00%
6	1	6.67%
7-Extremely Effective	14	93.33%

Statistics	Value
Response Count	15
Mean	6.93
Median	7.00
Standard Deviation	+/-0.26

**Considering both the limitations and possibilities of the subject matter and the course, how would you rate the overall effectiveness of this course?**



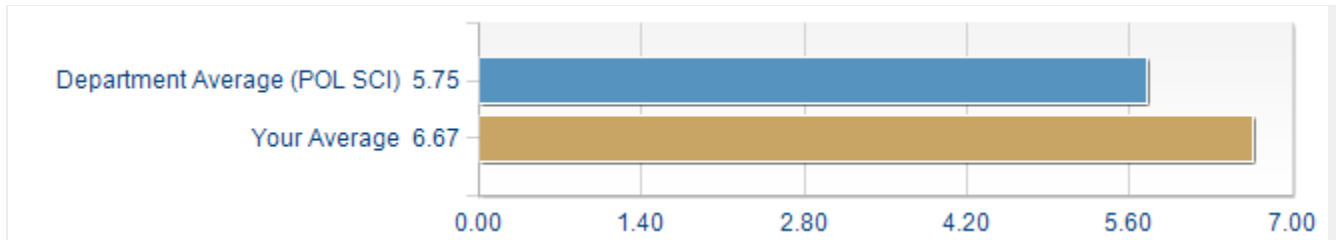
Options	Count	Percentage
1-Not at all	0	0.00%
2	0	0.00%
3	1	6.67%
4-Moderately Effective	0	0.00%
5	0	0.00%
6	4	26.67%

7-Extremely Effective	10	66.67%
-----------------------	----	--------

Statistics	Value
Response Count	15
Mean	6.47
Median	7.00
Standard Deviation	+/-1.06

*DEPARTMENT PROVIDED RATING QUESTIONS: Questions in this section were selected by your department for inclusion on this evaluation.*

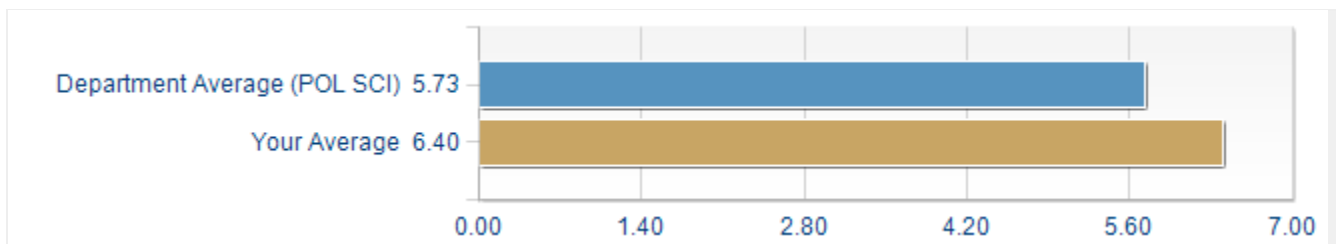
### The instructor presented content in an organized manner



Options	Count	Percentage
1-Not at all	0	0.00%
2	0	0.00%
3	0	0.00%
4-Somewhat	1	6.67%
5	0	0.00%
6	2	13.33%
7-Very	12	80.00%

Statistics	Value
Response Count	15
Mean	6.67
Median	7.00
Standard Deviation	+/-0.82

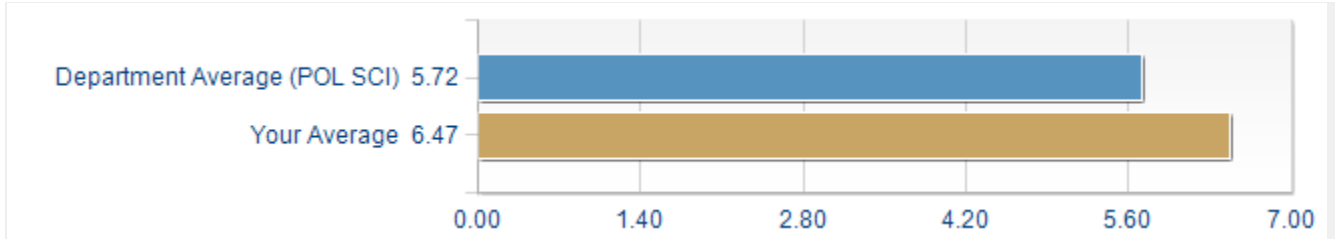
### The instructor explained concepts clearly



Options	Count	Percentage
1-Not at all	0	0.00%
2	1	6.67%
3	0	0.00%
4-Somewhat	0	0.00%
5	0	0.00%
6	4	26.67%
7-Very	10	66.67%

Statistics	Value
Response Count	15
Mean	6.40
Median	7.00
Standard Deviation	+/-1.30

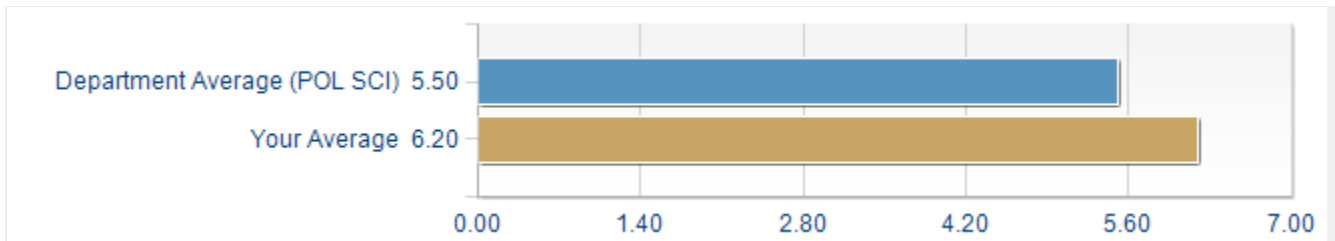
### The instructor was helpful when I had difficulties or questions



Options	Count	Percentage
1-Not at all	0	0.00%
2	0	0.00%
3	1	6.67%
4-Somewhat	0	0.00%
5	0	0.00%
6	4	26.67%
7-Very	10	66.67%

Statistics	Value
Response Count	15
Mean	6.47
Median	7.00
Standard Deviation	+/-1.06

### The instructor provided clear constructive feedback

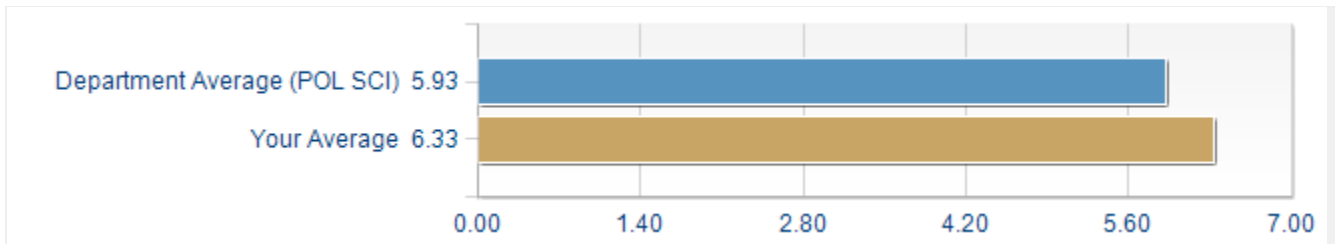


Options	Count	Percentage
1-Not at all	0	0.00%
2	0	0.00%
3	0	0.00%
4-Somewhat	1	6.67%
5	2	13.33%
6	5	33.33%
7-Very	7	46.67%

Statistics	Value
Response Count	15

Mean	6.20
Median	6.00
Standard Deviation	+/-0.94

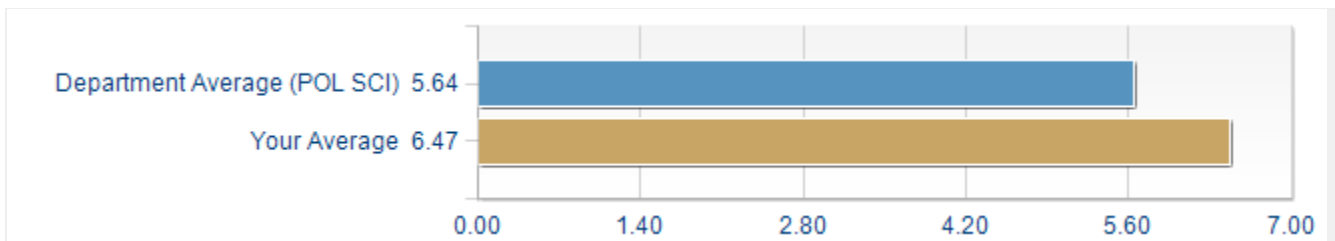
### The instructor encouraged student questions and participation



Options	Count	Percentage
1-Not at all	1	6.67%
2	0	0.00%
3	0	0.00%
4-Somewhat	0	0.00%
5	1	6.67%
6	2	13.33%
7-Very	11	73.33%

Statistics	Value
Response Count	15
Mean	6.33
Median	7.00
Standard Deviation	+/-1.59

### The course was effectively organized

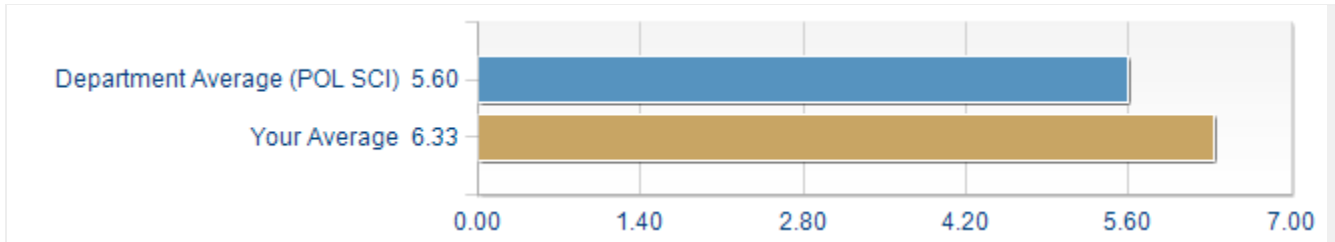


Options	Count	Percentage
1-Not at all	0	0.00%
2	0	0.00%
3	1	6.67%
4-Somewhat	0	0.00%
5	0	0.00%
6	4	26.67%
7-Very	10	66.67%

Statistics	Value
Response Count	15
Mean	6.47
Median	7.00

Standard Deviation +/-1.06

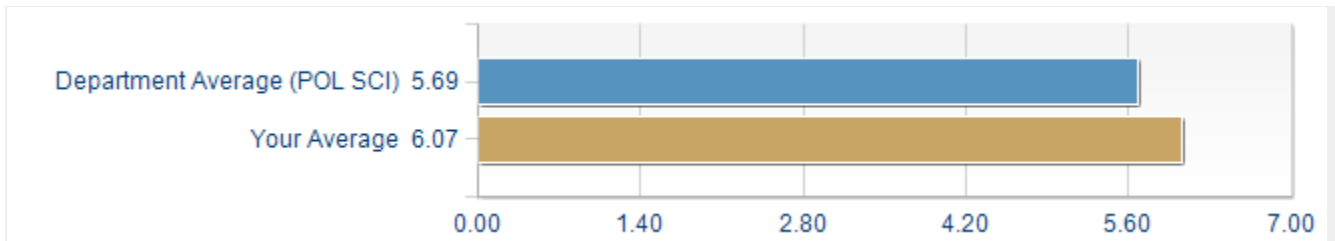
### The course developed my abilities and skills for the subject



Options	Count	Percentage
1-Not at all	0	0.00%
2	0	0.00%
3	1	6.67%
4-Somewhat	0	0.00%
5	0	0.00%
6	6	40.00%
7-Very	8	53.33%

Statistics	Value
Response Count	15
Mean	6.33
Median	7.00
Standard Deviation	+/-1.05

### The course developed my ability to think critically about the subject



Options	Count	Percentage
1-Not at all	0	0.00%
2	0	0.00%
3	1	6.67%
4-Somewhat	1	6.67%
5	3	20.00%
6	1	6.67%
7-Very	9	60.00%

Statistics	Value
Response Count	15
Mean	6.07
Median	7.00
Standard Deviation	+/-1.33

### On average, how many hours per week have you spent on this course, including

**attending classes, doing readings, reviewing notes, writing papers, and any other course-related work?**

Options	Count	Percentage
3 or Fewer	1	6.67%
4-6	9	60.00%
7-9	3	20.00%
10-12	2	13.33%
13-15	0	0.00%
16-18	0	0.00%
More than 18	0	0.00%

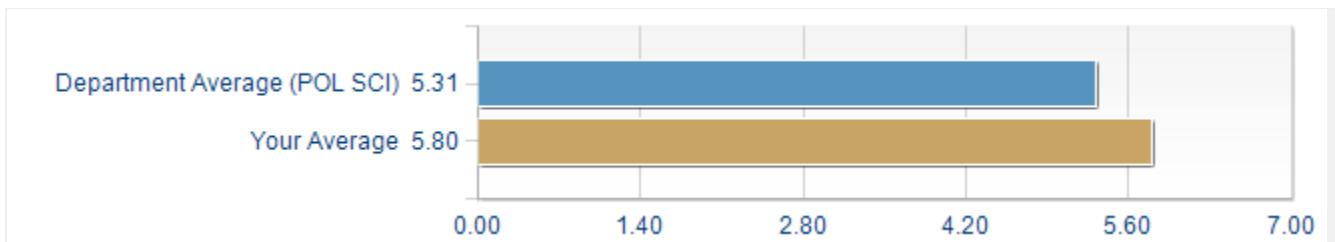
Statistics	Value
Response Count	15
Mean	2.40
Median	2.00
Standard Deviation	+/-0.83

**How many class sessions did you attend?**

Options	Count	Percentage
None	0	0.00%
Fewer than half	0	0.00%
About half	0	0.00%
More than half	3	20.00%
All	12	80.00%

Statistics	Value
Response Count	15
Mean	4.80
Median	5.00
Standard Deviation	+/-0.41

**How satisfied were you with your effort in this course?**



Options	Count	Percentage
1-Not at all	0	0.00%
2	0	0.00%
3	0	0.00%
4-Somewhat	2	13.33%
5	3	20.00%
6	6	40.00%

7-Very	4	26.67%
--------	---	--------

Statistics	Value
Response Count	15
Mean	5.80
Median	6.00
Standard Deviation	+/-1.01

*INSTRUCTOR PROVIDED QUESTIONS (CUSTOM): If any rating questions appear in this section, they were created by you. If blank, you did not add any custom items to your evaluation. These are viewable only by you and not accessible by other report viewers in your department.*

## OPEN ENDED QUESTIONS (QUALITATIVE)

*DEPARTMENT PROVIDED QUESTIONS: Questions in this section were selected by your department for inclusion on this evaluation.*

**Please identify what you consider to be the strengths of the course.**

Comment
Absolutely top-notch GSI who was very open to receiving feedback, and did a great job of clarifying concepts.
The variety of examples used was really helpful.
Excellent Professor who focuses on explaining concepts using numerous examples and wonderful GSIs who effectively review concepts and care about students.
I see this as the only place to review Rachel as a GSI. She is an extraordinary GSI. As a junior, I thought I had seen the good and bad limits of what a GSI could be, but she certainly surprised me with her skill as an instructor and her dedication. She has an intuitive sense for what material is troubling for students, but she also takes the time through various means to assess if her intuitions are correct. She said that our section had higher averages than normal, and I attribute that to her. She handled section in a methodical pace, explaining clearly and slowly without trying to rush. Lastly, I have never come across a GSI who was as invested in her students and genuinely cared that they were doing well personally and academically. She provided students with emotional support through one of the more stressful classes here at Cal. Any institution would be lucky to have her, especially if they are looking for an effective instructor in small settings. She definitely deserves to be going places, as I'm sure she is in academia. Thanks, Rachel and best of luck!
This discussion was very organized. The GSI sent weekly reminder emails entailing the details of every section. We were always notified in advance about quizzes and other important deadlines. Office hours are always helpful.
The instructor was very structured and helpfully identified any drawbacks in our knowledge bases. She was very eager to improve our understanding of the subject material, and I could always depend on her to fill in any gaps in my knowledge, of which I would usually have very few.
I liked the fact that the course material gives an introduction to the empirical work that social scientists engage in while doing research. I find that most political science classes engage in abstract concepts that are often hard to explain or quantify. I find that this class gives a real look at how social scientists and students of political scientists can do their work in a scientific fashion.
Rachel was the best GSI possible for PS 3. While the course material was something I found rather difficult, and I often found it presented in a very disorganized way in lecture, she used a variety of techniques, including group work, practice problems, practice quizzes, and open Q&A, to review the material in a structured way that really helped to clarify and put together the information we received in lecture.
Rachel is very helpful with her worksheets and quizzes, really allows us to prepare well for our exams
Rachel was very organized. I appreciated the emails. Clear focus of what we would be talking about
It helps me be more analytical of Poli Sci, and provides important empirical foundations for understanding research. Furthermore, the segment on research design helped me understand how to evaluate the validity and results of research in general, meaning that I can be critical and analytical of the subject material.
Everything
One of the best GSI's I've ever had
She truly cared about each student and took the time to answer every question thoroughly and simply



She prepared us for all the class work and worked together so every student felt confident in their grade. She was a big influence in my life and I'm thankful to have had such an incredible GSI as far as her teaching style, knowledge of the material, and her motivation and inspiration for the students.

Discussion was great because it covered all of the things I didn't quite understand in lecture. Rachel is by far the best GSI I've ever had. She was very clear in her explanations, and whenever someone had a question about a topic, she would first define the topic in question. This was really great because it kept us all on the same page. She encouraged discussion and student answers, and never belittled anyone for not knowing an answer.

### Please identify area(s) where you think the course could be improved.

#### Comment

Occasionally the organization within a lecture was confusing.

Political science examples could be used more often, but I think students were still interested when standard examples were used. The professor seemed to drill through many things quickly, but repeated often enough. Still, one wishes things weren't so sped up all the time.

Measurement. It's confusing and wasn't explained very well.

Sometimes the discussion sections took a little longer than were necessary, but understandably so. Each student had different questions, and each minute of the time always seemed to help at least a few students in the class. Nevertheless, perhaps quickening the pace of the discussion at times could keep the discussion from seeming repetitive.

The midterm questions should be more related to the lecture.

It wasn't clear whether section quizzes counted towards our grade or not until the second to last week, so make sure your grading policy is clear in advance. Otherwise, I don't think any major improvements are necessary!

..

When giving us review sheets, that are supposedly indicative of the upcoming exam, please do not deviate from that and surprise people on the midterm with a new question type. If you do, then please warn us at least a little bit ahead of time; many might be completely blindsided because they thought that they had been told all the types of questions to be ready for.

Absolutely nothing

Can't really think of a way that discussion could be set up better, possibly more advice on how to answer the different question types on exams.

### What advice would you give to another student who is considering taking this course?

#### Comment

Make flash cards after each lecture.

Take it!

Go to office hours. Take the quizzes seriously and go in to review material on the quizzes in office hours. Most importantly, spend time drawing connections between the concepts because they do overlap in ways that the professor/GSIs will only slightly illuminate unless you ask them or make the connections on your own and delve deeper.

Take good notes and type them because it reinforces the concepts. Always attend discussion and if you don't understand concepts always ask. Study groups are helpful for homework/quizzes.

It is a required class, but I feel that it should be taken by any person wanting to become an invested citizen of any democratic country. Our perceptions and understandings of correlations and causal effects are crucial to developing a healthy state, and will keep us from any inefficiencies in policy decisions.

Take good notes and do all the assignments. Do not miss class.

Come to section prepared with questions (ie review lecture material before section) so you can get the most out of Q&A, which is a really valuable resource.

Rachel is great!

Make notecards, go to office hours, and review/study in groups

Get to know her!

Take notes in discussion, I found them very helpful when preparing for exams.

*INSTRUCTOR PROVIDED QUESTIONS (CUSTOM): If any open-ended questions appear in this section, they were created by you. If blank, you did not add any custom items to your evaluation. These are viewable only by you and not accessible by other report viewers in your department.*

## Fa 2014 POL SCI 3 DIS 101 EMPIRICAL ANALYSIS (Rachel Ivey Bernhard)

### Fall 2014 Evaluations

Project Audience 28

Responses Received 20

Response Ratio 71.43%

#### Subject Details

<b>Name</b>	POL SCI 3 DIS 101 EMPIRICAL ANALYSIS
<b>DEPT_NAME</b>	POL SCI
<b>EVALUATION_TYPE</b>	G
<b>First Name</b>	Rachel Ivey
<b>Last Name</b>	Bernhard

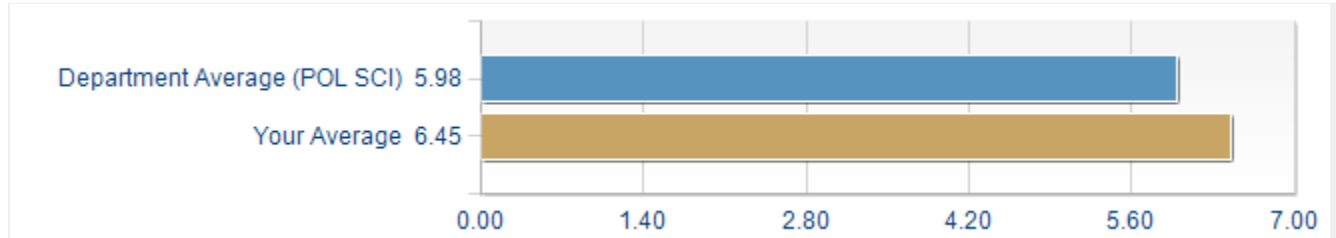
**Creation Date** Wed, Apr 01, 2015

**FOR YOUR INFORMATION:** Please note that "Department Average" for each rating question is calculated using all sections in your department. This may include both Faculty and GSIs depending on whether the department has selected a question item to be used for both.

## RATING QUESTIONS (QUANTITATIVE)

*UNIVERSITY WIDE QUESTIONS: The quantitative items in this section are asked across all courses at Berkeley.*

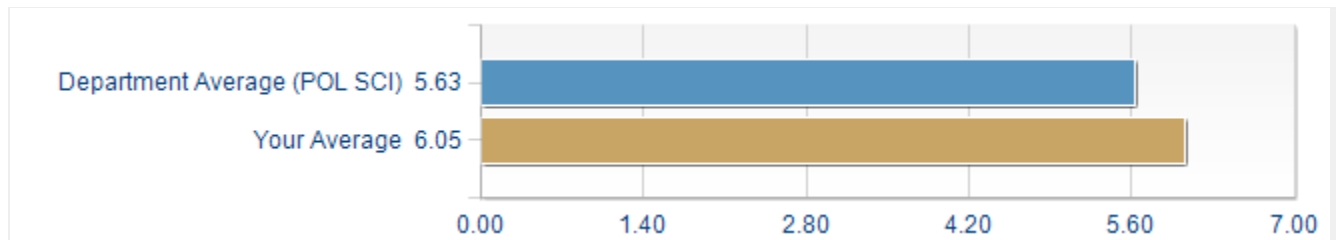
**Considering both the limitations and possibilities of the subject matter and the course, how would you rate the overall effectiveness of this graduate student instructor?**



Options	Count	Percentage
1-Not at all	0	0.00%
2	0	0.00%
3	0	0.00%
4-Moderately Effective	0	0.00%
5	3	15.00%
6	5	25.00%
7-Extremely Effective	12	60.00%

Statistics	Value
Response Count	20
Mean	6.45
Median	7.00
Standard Deviation	+/-0.76

**Considering both the limitations and possibilities of the subject matter and the course, how would you rate the overall effectiveness of this course?**



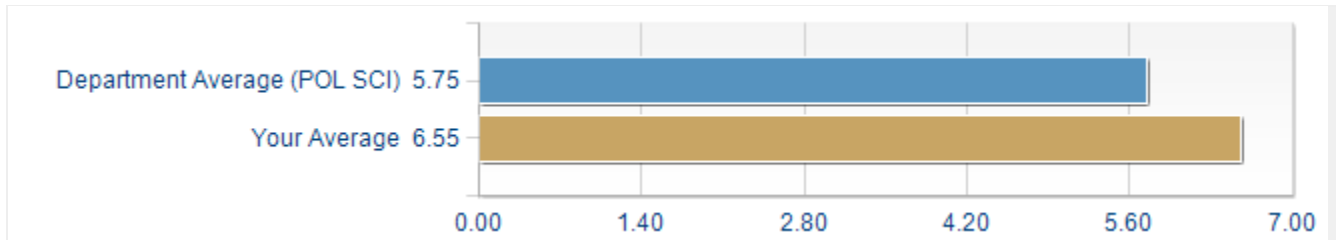
Options	Count	Percentage
1-Not at all	0	0.00%
2	0	0.00%
3	1	5.00%
4-Moderately Effective	1	5.00%
5	4	20.00%
6	4	20.00%

7-Extremely Effective	10	50.00%
-----------------------	----	--------

Statistics	Value
Response Count	20
Mean	6.05
Median	6.50
Standard Deviation	+/-1.19

*DEPARTMENT PROVIDED RATING QUESTIONS: Questions in this section were selected by your department for inclusion on this evaluation.*

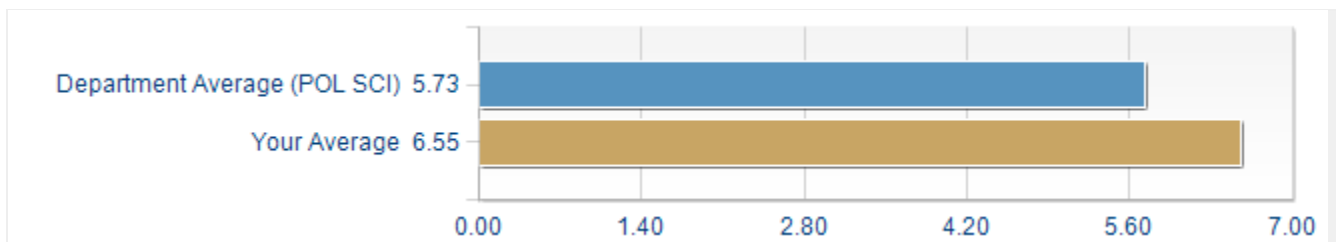
### The instructor presented content in an organized manner



Options	Count	Percentage
1-Not at all	0	0.00%
2	0	0.00%
3	0	0.00%
4-Somewhat	0	0.00%
5	1	5.00%
6	7	35.00%
7-Very	12	60.00%

Statistics	Value
Response Count	20
Mean	6.55
Median	7.00
Standard Deviation	+/-0.60

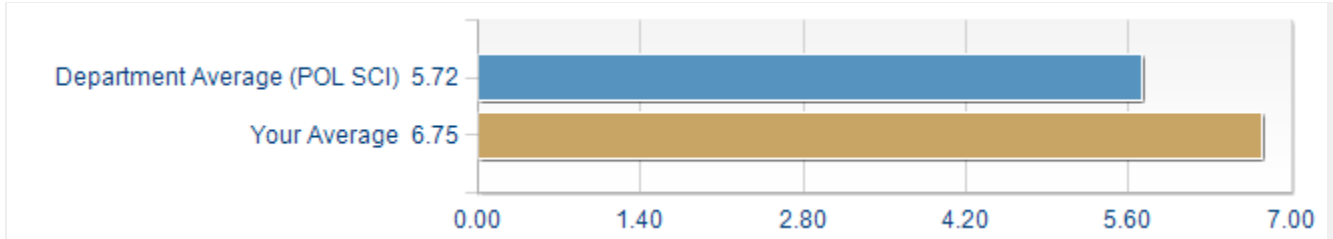
### The instructor explained concepts clearly



Options	Count	Percentage
1-Not at all	0	0.00%
2	0	0.00%
3	0	0.00%
4-Somewhat	0	0.00%
5	0	0.00%
6	9	45.00%
7-Very	11	55.00%

Statistics	Value
Response Count	20
Mean	6.55
Median	7.00
Standard Deviation	+/-0.51

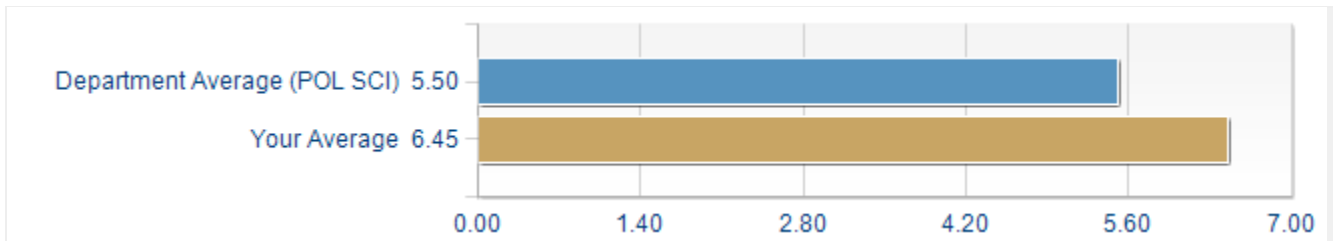
### The instructor was helpful when I had difficulties or questions



Options	Count	Percentage
1-Not at all	0	0.00%
2	0	0.00%
3	0	0.00%
4-Somewhat	0	0.00%
5	1	5.00%
6	3	15.00%
7-Very	16	80.00%

Statistics	Value
Response Count	20
Mean	6.75
Median	7.00
Standard Deviation	+/-0.55

### The instructor provided clear constructive feedback

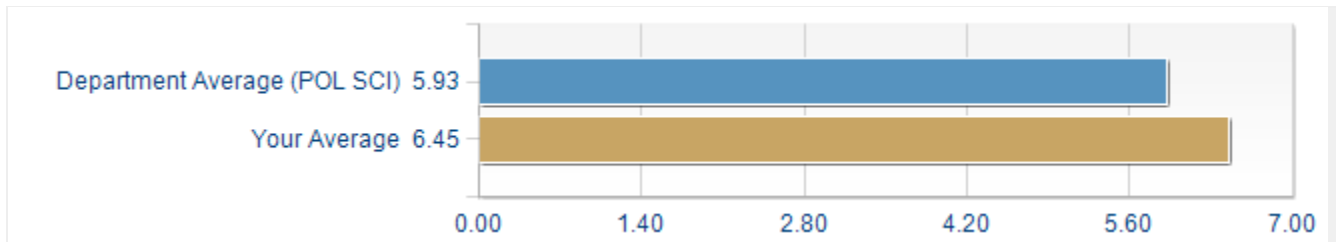


Options	Count	Percentage
1-Not at all	0	0.00%
2	0	0.00%
3	0	0.00%
4-Somewhat	0	0.00%
5	3	15.00%
6	5	25.00%
7-Very	12	60.00%

Statistics	Value
Response Count	20

Mean	6.45
Median	7.00
Standard Deviation	+/-0.76

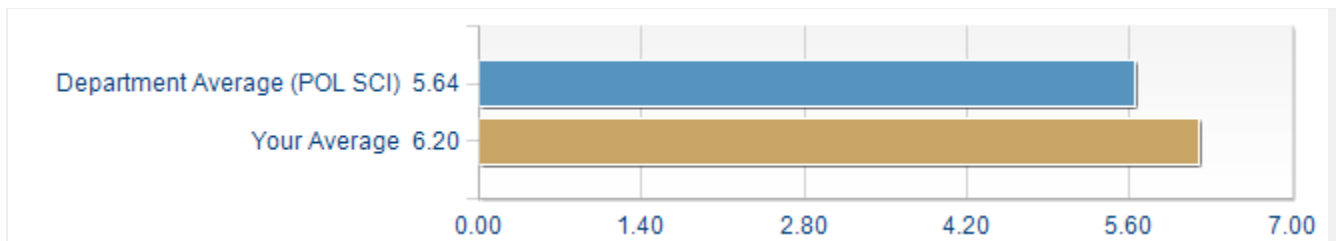
### The instructor encouraged student questions and participation



Options	Count	Percentage
1-Not at all	0	0.00%
2	0	0.00%
3	0	0.00%
4-Somewhat	2	10.00%
5	1	5.00%
6	3	15.00%
7-Very	14	70.00%

Statistics	Value
Response Count	20
Mean	6.45
Median	7.00
Standard Deviation	+/-1.00

### The course was effectively organized

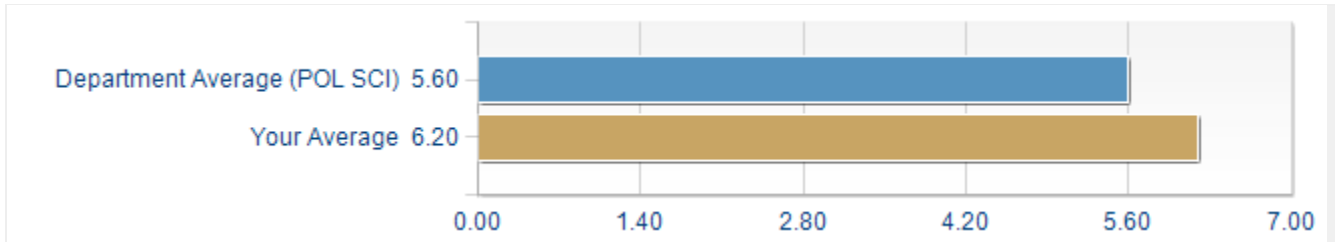


Options	Count	Percentage
1-Not at all	0	0.00%
2	0	0.00%
3	1	5.00%
4-Somewhat	1	5.00%
5	2	10.00%
6	5	25.00%
7-Very	11	55.00%

Statistics	Value
Response Count	20
Mean	6.20
Median	7.00

Standard Deviation +/-1.15

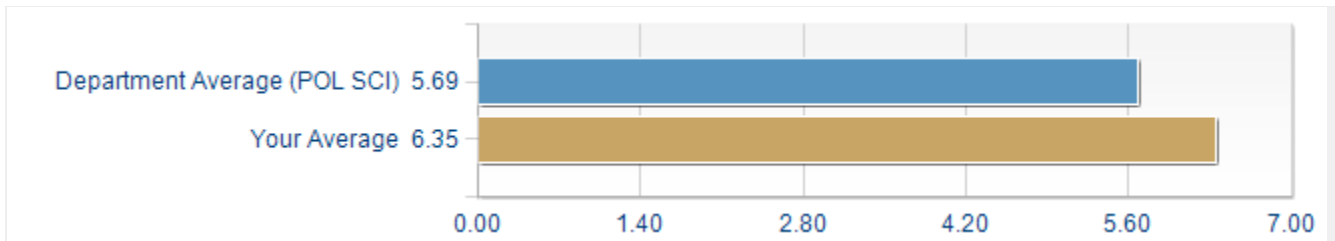
### The course developed my abilities and skills for the subject



Options	Count	Percentage
1-Not at all	0	0.00%
2	0	0.00%
3	1	5.00%
4-Somewhat	1	5.00%
5	3	15.00%
6	3	15.00%
7-Very	12	60.00%

Statistics	Value
Response Count	20
Mean	6.20
Median	7.00
Standard Deviation	+/-1.20

### The course developed my ability to think critically about the subject



Options	Count	Percentage
1-Not at all	0	0.00%
2	0	0.00%
3	0	0.00%
4-Somewhat	2	10.00%
5	3	15.00%
6	1	5.00%
7-Very	14	70.00%

Statistics	Value
Response Count	20
Mean	6.35
Median	7.00
Standard Deviation	+/-1.09

### On average, how many hours per week have you spent on this course, including



**attending classes, doing readings, reviewing notes, writing papers, and any other course-related work?**

Options	Count	Percentage
3 or Fewer	1	5.00%
4-6	7	35.00%
7-9	5	25.00%
10-12	4	20.00%
13-15	1	5.00%
16-18	1	5.00%
More than 18	1	5.00%

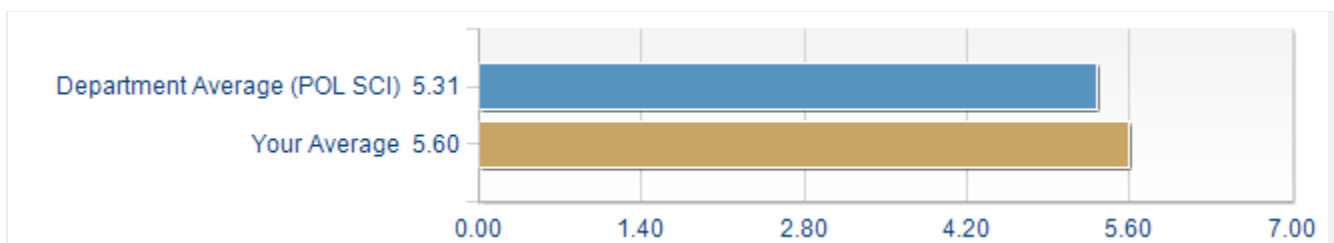
Statistics	Value
Response Count	20
Mean	3.20
Median	3.00
Standard Deviation	+/-1.51

**How many class sessions did you attend?**

Options	Count	Percentage
None	0	0.00%
Fewer than half	0	0.00%
About half	0	0.00%
More than half	3	15.00%
All	17	85.00%

Statistics	Value
Response Count	20
Mean	4.85
Median	5.00
Standard Deviation	+/-0.37

**How satisfied were you with your effort in this course?**



Options	Count	Percentage
1-Not at all	0	0.00%
2	0	0.00%
3	0	0.00%
4-Somewhat	5	25.00%
5	4	20.00%
6	5	25.00%

7-Very	6	30.00%
--------	---	--------

Statistics	Value
Response Count	20
Mean	5.60
Median	6.00
Standard Deviation	+/-1.19

*INSTRUCTOR PROVIDED QUESTIONS (CUSTOM): If any rating questions appear in this section, they were created by you. If blank, you did not add any custom items to your evaluation. These are viewable only by you and not accessible by other report viewers in your department.*

## OPEN ENDED QUESTIONS (QUALITATIVE)

*DEPARTMENT PROVIDED QUESTIONS: Questions in this section were selected by your department for inclusion on this evaluation.*

**Please identify what you consider to be the strengths of the course.**

Comment
- relevance - organized delivery
The quizzes were very helpful. The practice problems were very helpful when comes testing time.
+ Very interesting material
If you pay attention and try you will learn. The information is presented well in class and in section. I also feel much smarter and more aware when I am answering surveys. I also like the homework helping out poor test takers.
Organized, super helpful and nice. She has a lot of patience and doesn't mind explaining a concept that we went over already.
The GSI made sure students understood the concept of the course and lectures.
Material is presented clearly
Rachel is an excellent GSI. She does everything she can to help you be prepared for the exam. She's given us multiple quizzes and plenty of study material over the past weeks. She's also given us weekly update emails. Truly a wonderful GSI.
I really enjoyed the various activities we did in discussion, applying the concepts to real life scenarios. I also liked how the homeworks and practice finals got us in the mindset of how the midterm/final would be presented.

**Please identify area(s) where you think the course could be improved.**

Comment
- real world examples; less conceptual
Be a little nicer with the grading. Please don't give people a zero because they miss one word.
+ n/a
The grading in this class was very frustrating. I was penalized for only answering what the question asked on the first mid term. This ruined my average for the whole class.
Really no complaints about her teaching style. But can be a little monotone at times. For the most part though, I was able to pay attention just fine.
More examples about survey questions.
na
I don't see any places.
a condensed study guide with the terms we need to know, more practice in class

## What advice would you give to another student who is considering taking this course?

### Comment

- it's very different from other Poli Sci courses

Start your cards from the day one. Staying in touch with whatever was covered in class from day one till the final day. That's pretty much the best way reduce your stress with this class that is packed with new hard to remember concept.

+ Study hard

plan Ahead and attend office hours for both professor and the GSI

It is a very interesting class and I feel offers some good knowledge that everyone should have about research. At times it can be overwhelming unless you are a 100% focused every class because it moves quickly.

For the section: I would say make sure you're caught up or at least refreshed on the concepts before going to class. The worksheets can be tough.

The course is very helpful to expand your critical thinking and identifying the different type of researcher methods.

work hard!

TAKE IT WITH RACHEL PLEASE SHES AMAZING

make sure you study in advance

*INSTRUCTOR PROVIDED QUESTIONS (CUSTOM): If any open-ended questions appear in this section, they were created by you. If blank, you did not add any custom items to your evaluation. These are viewable only by you and not accessible by other report viewers in your department.*