



SOLAR HELIPORT LIGHTING SYSTEMS

HSOL

LED HELIPORT & HELIDECK LIGHTING

HSOL HELIPORT & HELIDECK SOLAR POWERED LIGHTING SYSTEM

APPLICATION:

Remote sites where commercial or generator power is not practical and for unattended marine offshore helidecks. Provides reliable, year round solar generated battery power for the aviation lighting.

FUNCTIONAL SUMMARY:


The HSOL system will provide 24V DC power to one lighting circuit which will operate upon activation of the required PRC radio controller. We have calculated HSOL sizing based on a minimum 1.0 solar insolation at the site which means almost anywhere in the world.

The circuit may be switched ON by the pilot for a timed fifteen (15) minute period and this may be repeated at least four (4) such cycles per night* with full recovery of the HSOL system. After each timeout, a new cycle may be initiated by pressing a pushbutton on the door of the control unit or via repeated radio signal from the pilot.


* Do not exceed size (6) operations per night to preserve battery life.

See the calculator next page for proper sizing of the system.

Six (6) years limited warranty subject to Point Lighting "Terms & Conditions of Sale".



HSOL HELIPORT & HELIDECK SOLAR POWERED LIGHTING SYSTEM



THE HSOL SOLAR LIGHTING SYSTEM WILL INCLUDE THESE REQUIRED PRODUCTS:

- PRC-65001-4 Radio Controller 24V DC
- HSOL-(serial number) Solar Power System consisting of:
Solar Control Unit Photovoltaic Array Batteries & Enclosure

THE HSOL SYSTEM MAY INCLUDE THESE LED LIGHTING PRODUCTS:

Perimeter Lights:	Quantity	W	Total	See Files
PEL-22001-3F *	_____ x	0.8 =	_____	HL167PEL
PRL-97004-4C	_____ x	2.5 =	_____	HL115PRLv4; HL117LSMLv4
Surface Floodlights:				
PSF-53062-3-V	_____ x	22.0 =	_____	HL208PSF
Wind Cone (choose one):				
PWC-8061L-3-B	_____ x	22.8 =	_____	WC110PWC
PWC-8071L-3-B				Note: Includes obstruction light.
Obstruction Lights:				
POL-22001-3F-R	_____ x	0.8 =	_____	OL189POL
Identification Beacon:				
PHB-37002-W-3-M	_____ x	50.0 =	_____	HL315PHBv2
		Total:	_____	<u>Must total less than 200</u>

* For PEL-57005 or POL-21005 lights, use the PRL wattage to calculate.

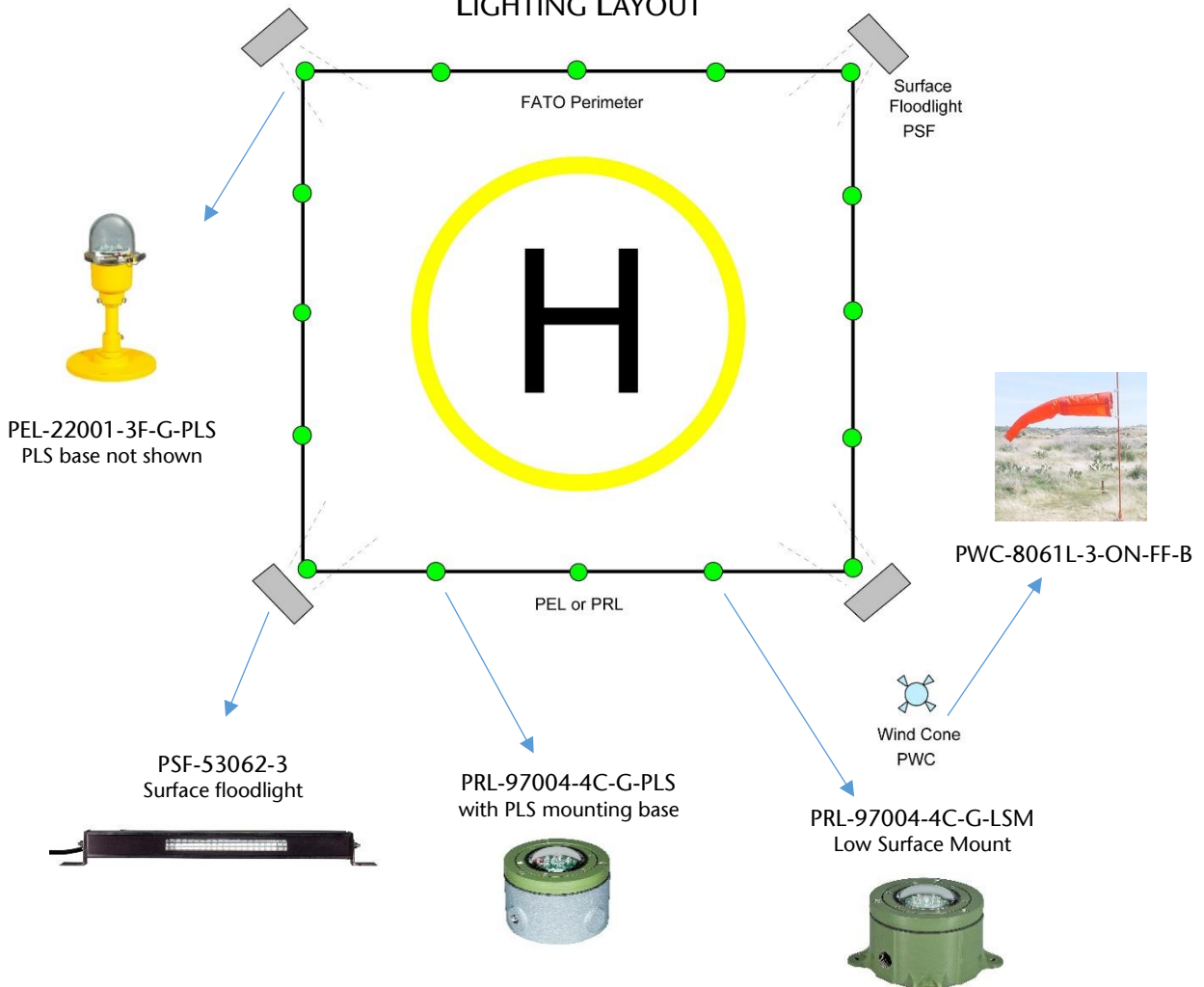
REQUIREMENTS:

- The heliport lighting system must be new and designed for this purpose.
- The heliport lighting system must all be Point Lighting Corporation products.
- The PRC radio controller and the HSOL system must be purchased and installed together.
- The site should have a solar insolation value of 1.0 or higher for best results.

REMOTE & MANUAL OPERATION

The circuit may be switched ON by the pilot for a timed fifteen (15) minute period and this may be repeated for at least four (4) such cycles per night with full recovery of the HSOL system. The lighting may also be manually operated at the controller. Do not exceed six 15 minutes periods to preserve battery life.

LIGHTING LAYOUT



NORMAL FULL INTENSITY HELIPORT LIGHTING

The lighting fixtures are full brightness carrying all the certifications listed on the individual catalog data files. These are not low output, low quality self-contained lights with mini solar arrays that are too dim, often don't work and fail prematurely which are often sold for this application.

Our Marine Treatment tolerates marine, high salt content air and other corrosive environments. The FAA specified finish used by competitors flakes and fails in a short time under such conditions.

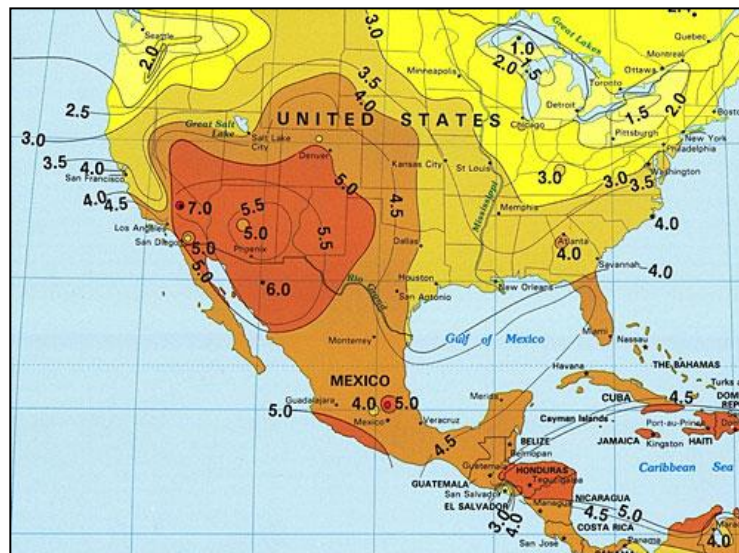
The fixture shall be treated for marine conditions by cleaning per US Department of Defense TT-C-490 method III, pretreated with chrome-free aluminum conversion coating per US MIL-C-5541 type II, epoxy powder base coat primer and glossy polyester powder coat finish. Powder coating per US Department of Defense MIL-PRF-24712A type VI and oven cured.

HSOL FEATURES & BENEFITS

- Full brightness certified LED heliport lights
- Sized for year round operation
- Proprietary computer calculations using solar radiation data published by NASA from the World Radiation Data Centre FAA certified manufacturer
- No under sizing as done by distributors of solar products
- Photovoltaic array output to load ratio always exceeds 1-1 year round
- Marine grade Absorbent Glass Mat (AGM) deep discharge batteries
- NEMA 4X solar and radio controller enclosures
- Photovoltaic solar panels using high quality crystalline silicon cells



SOLAR INSOLATION MAP
kW·h/(m²·day)



POINT LIGHTING CORPORATION

Mail: P.O. Box 686, Simsbury, CT 06070
Tel 01 860.243.0600
email: Info@PointLighting.com

Plant: 61-65 W. Dudley Town Rd, Bloomfield, CT
USA
Fax 01 860.243.0665
website: www.PointLighting.com