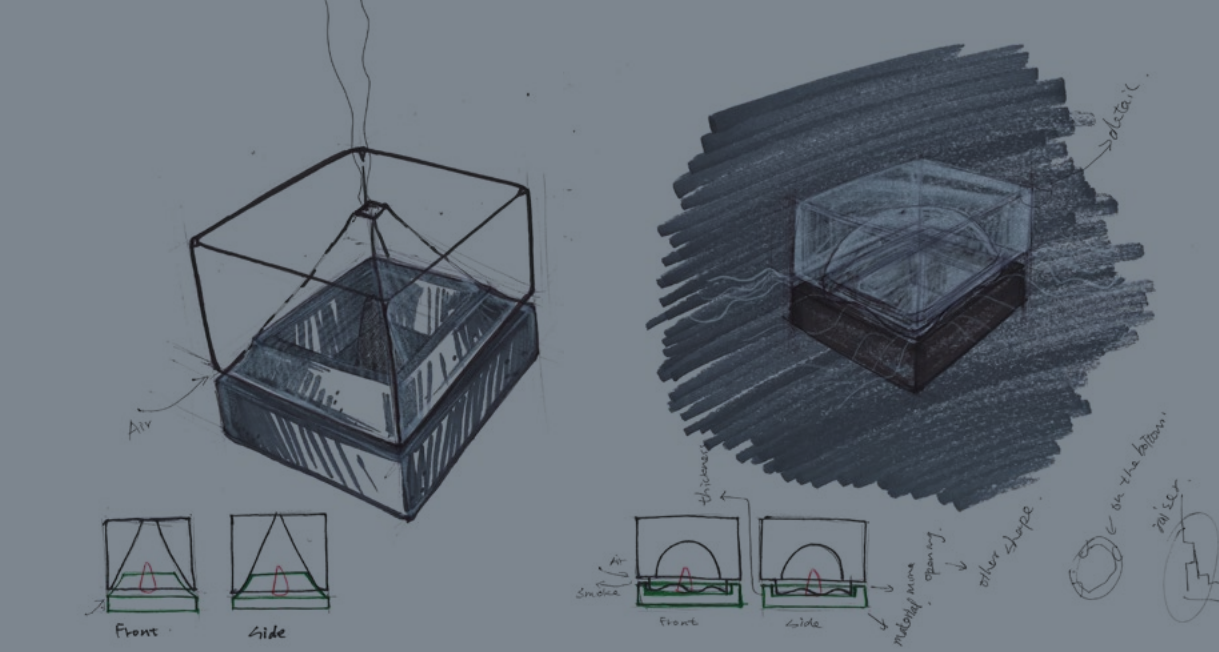



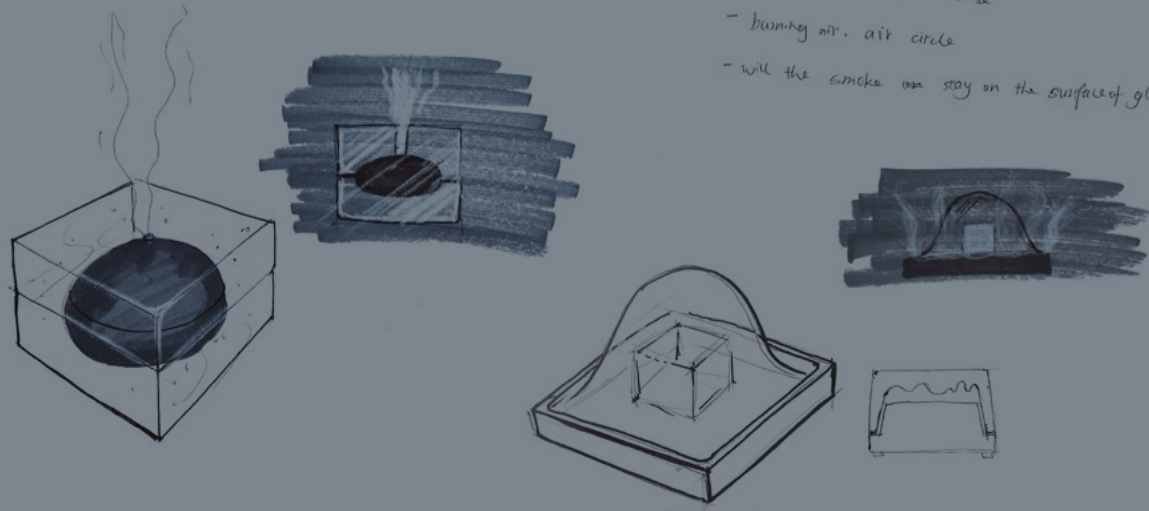
Design and Production Process

Starting with the idea of using the phenomenon of smoke covering shapes as a metaphor of escaping from the chaos of the world, I sketched different iterations and tested the smoke flow. In order to let enough smoke get into the glass top to cover the shape on the bottom, there needs to be enough space for the air flow.


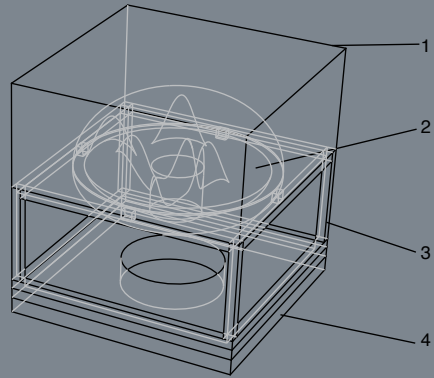
After building 3d model and rendering, I finally decided the shape and made the mockup for the final design.






- different shapes of incense
- burning air, air circle
- will the smoke stay on the surface of glass?



The final production was done by a Chicago local manufacture, West Supply. According to their instruction, I did the shop drawings according to different part with different material and made the rubber mold for wax casting which was used to cast bronze later. The process including bronze casting, glass casting, and water injection plasma cutting.





My design took part in the Whatnot Collection Show during Milan Design Week 2017 at Rossana Orlandi Gallery. I was also a member of the installation team for the show. As a team of seven members, we collaboratively designed the installation tables. After the final design decision of the table, I was in charge of building 3D models, creating CNC cutting files, and assembling the table.