







TOTAL**HIGH LOW AVG MED**

LISTING COUNT: 6

DAYS ON MARKET: 83 1 41 39

	HIGH	LOW	AVERAGE	MEDIAN	TOTAL PRICE
LIST PRICE:	\$95,700	\$18,000	\$43,254	\$29,312	\$259,525
SOLD PRICE:	\$0	\$0	\$0	\$0	\$0

	Photo	GRD	Address	STS	City	STY	BRS	FullBth	1/2 Bth	Lst Date	Price	MLS#
1		75	1707 17TH Avenue	AA	RFD	2S	4	1	0	5/15/2017	\$18,000	201702752
2		15	2215 N Church Street	AA	RFD	1.5S	3	1	0	5/11/2017	\$18,100	201702633
3		19	1536 MYOTT Avenue	AA	RFD	2S	2	1	0	2/24/2017	\$20,825	201700901
4		75	2341 15th Avenue	AA	RFD	1.5S	4	1	1	2/22/2017	\$37,800	201700847
5		61	5214 Gingeridge Lane	AA	RFD	TL	4	3	0	5/8/2017	\$69,100	201702574
6		92	4601 Bamburg Avenue	AA	RFD	2S	3	1	1	3/7/2017	\$95,700	201701209