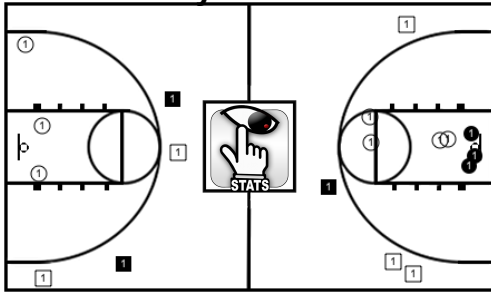


Oak Harbor - Individual Player Charts

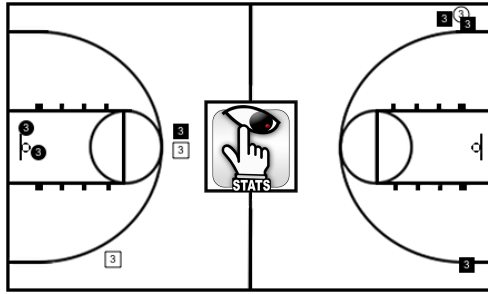
#1 Dyllan Harris



Points: 21
Total FG: 6/19 31.6%
2PT: 3/11 27.3%
3PT: 3/8 37.5%
FT: 6/8 75.0%
Fouls: 2
Efficiency: 18
Minutes: 0:00

Rebounds: 8 (O:3 D:5)
Assists: 2
Steals: 1
Blocks: 2
Deflects: 0
Turnovers: 1
Custom St: 0

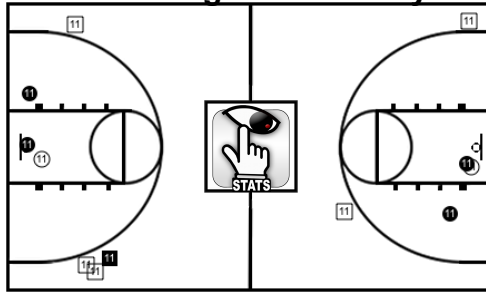
#3 Josh Cote



Points: 17
Total FG: 6/9 66.7%
2PT: 2/3 66.7%
3PT: 4/6 66.7%
FT: 1/3 33.3%
Fouls: 2
Efficiency: 13
Minutes: 0:00

Rebounds: 3 (O:0 D:3)
Assists: 2
Steals: 3
Blocks: 0
Deflects: 0
Turnovers: 7
Custom St: 0

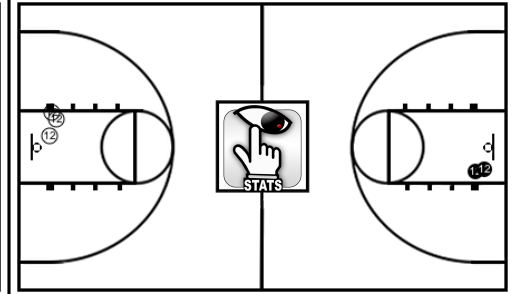
#11 Diangelo McKinney



Points: 14
Total FG: 5/12 41.7%
2PT: 4/6 66.7%
3PT: 1/6 16.7%
FT: 3/4 75.0%
Fouls: 3
Efficiency: 21
Minutes: 0:00

Rebounds: 5 (O:4 D:1)
Assists: 5
Steals: 4
Blocks: 3
Deflects: 0
Turnovers: 2
Custom St: 0

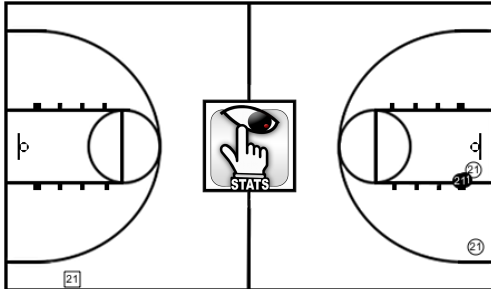
#12 Ozell Jackson



Points: 5
Total FG: 2/5 40.0%
2PT: 2/5 40.0%
3PT: 0/0 0%
FT: 1/4 25.0%
Fouls: 2
Efficiency: 6
Minutes: 0:00

Rebounds: 5 (O:3 D:2)
Assists: 0
Steals: 2
Blocks: 0
Deflects: 0
Turnovers: 0
Custom St: 0

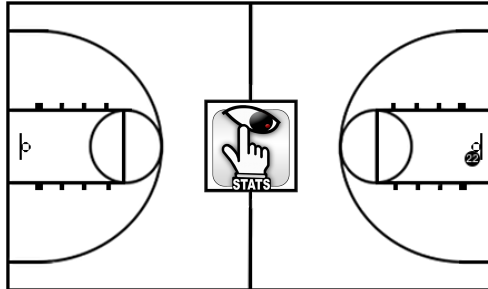
#21 Adam Nelson



Points: 4
Total FG: 2/6 33.3%
2PT: 2/5 40.0%
3PT: 0/1 0%
FT: 0/0 0%
Fouls: 1
Efficiency: -2
Minutes: 0:00

Rebounds: 1 (O:1 D:0)
Assists: 0
Steals: 0
Blocks: 0
Deflects: 0
Turnovers: 3
Custom St: 0

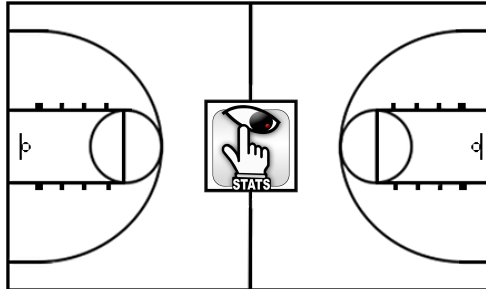
#22 Savion Hollins-Passmore



Points: 2
Total FG: 1/1 100%
2PT: 1/1 100%
3PT: 0/0 0%
FT: 0/0 0%
Fouls: 2
Efficiency: 3
Minutes: 0:00

Rebounds: 2 (O:0 D:2)
Assists: 2
Steals: 0
Blocks: 0
Deflects: 0
Turnovers: 3
Custom St: 0

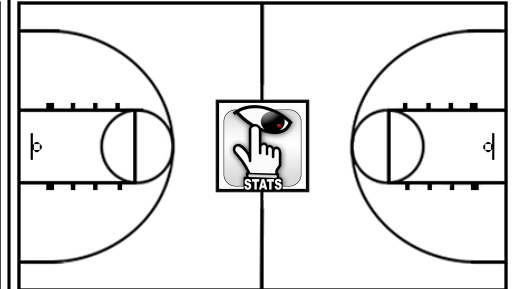
#24 Princeton Lollar



Points: 0
Total FG: 0/0 0%
2PT: 0/0 0%
3PT: 0/0 0%
FT: 0/0 0%
Fouls: 1
Efficiency: 3
Minutes: 0:00

Rebounds: 4 (O:1 D:3)
Assists: 0
Steals: 0
Blocks: 0
Deflects: 0
Turnovers: 1
Custom St: 0

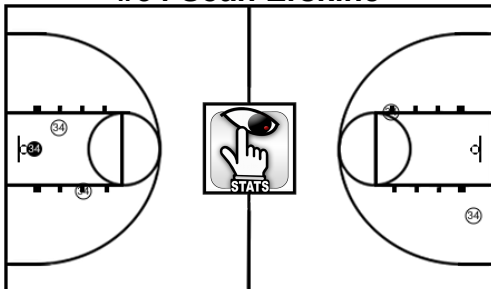
#30 Preston Rankin



Points: 0
Total FG: 0/0 0%
2PT: 0/0 0%
3PT: 0/0 0%
FT: 0/0 0%
Fouls: 2
Efficiency: -1
Minutes: 0:00

Rebounds: 0 (O:0 D:0)
Assists: 0
Steals: 0
Blocks: 0
Deflects: 0
Turnovers: 1
Custom St: 0

#34 Sean Erskine

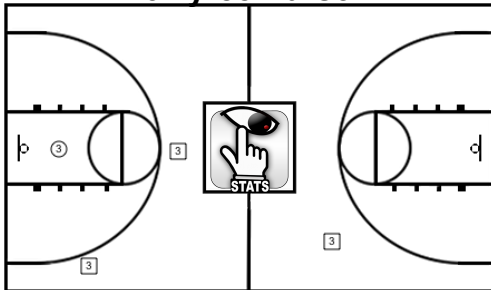


Points: 2
Total FG: 1/5 20.0%
2PT: 1/5 20.0%
3PT: 0/0 0%
FT: 0/0 0%
Fouls: 5
Efficiency: 3
Minutes: 0:00

Rebounds: 4 (O:2 D:2)
Assists: 1
Steals: 3
Blocks: 0
Deflects: 0
Turnovers: 3
Custom St: 0

Meadowdale - Individual Player Charts

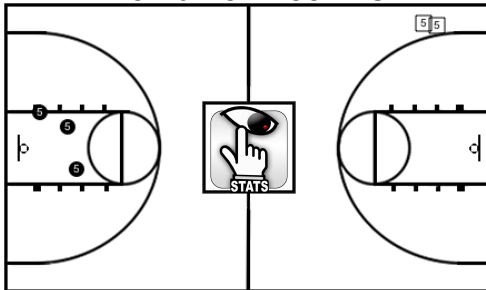
#3 Tyree Carson



Points: 0
Total FG: 0/4 0%
2PT: 0/1 0%
3PT: 0/3 0%
FT: 0/2 0%
Fouls: 2
Efficiency: -1
Minutes: 0:00

Rebounds: 1 (O:1 D:0)
Assists: 6
Steals: 1
Blocks: 0
Deflects: 0
Turnovers: 3
Custom St: 0

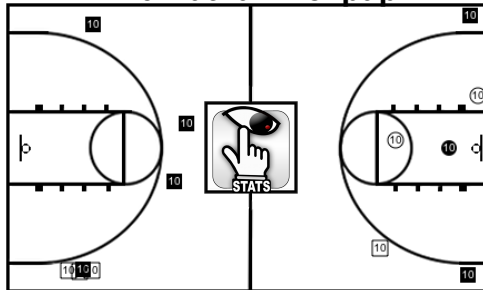
#5 Xavier Meekins



Points: 6
Total FG: 3/5 60.0%
2PT: 3/3 100%
3PT: 0/2 0%
FT: 0/0 0%
Fouls: 1
Efficiency: 10
Minutes: 0:00

Rebounds: 5 (O:1 D:4)
Assists: 0
Steals: 1
Blocks: 0
Deflects: 0
Turnovers: 0
Custom St: 0

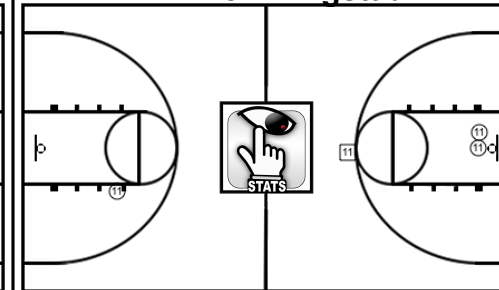
#10 Nathan Heilpap



Points: 23
Total FG: 7/13 53.8%
2PT: 1/3 33.3%
3PT: 6/10 60.0%
FT: 3/5 60.0%
Fouls: 1
Efficiency: 17
Minutes: 0:00

Rebounds: 3 (O:2 D:1)
Assists: 0
Steals: 1
Blocks: 0
Deflects: 0
Turnovers: 2
Custom St: 0

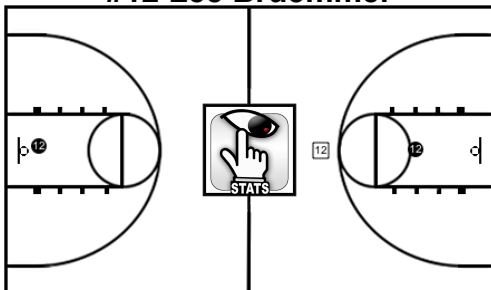
#11 Drew Tingstad



Points: 0
Total FG: 0/4 0%
2PT: 0/3 0%
3PT: 0/1 0%
FT: 0/0 0%
Fouls: 3
Efficiency: 2
Minutes: 0:00

Rebounds: 5 (O:2 D:3)
Assists: 0
Steals: 2
Blocks: 0
Deflects: 0
Turnovers: 1
Custom St: 0

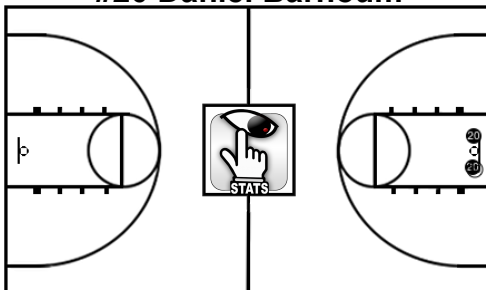
#12 Lee Bruemmer



Points: 4
Total FG: 2/4 50.0%
2PT: 2/3 66.7%
3PT: 0/1 0%
FT: 0/0 0%
Fouls: 3
Efficiency: 7
Minutes: 0:00

Rebounds: 0 (O:0 D:0)
Assists: 6
Steals: 2
Blocks: 0
Deflects: 0
Turnovers: 3
Custom St: 0

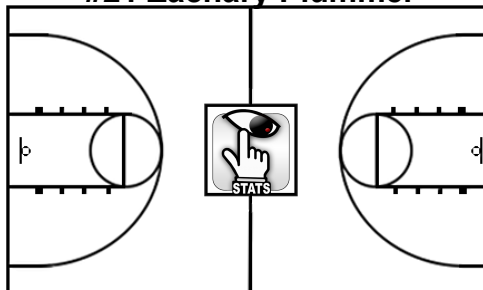
#20 Daniel Barhoum



Points: 5
Total FG: 2/3 66.7%
2PT: 2/3 66.7%
3PT: 0/0 0%
FT: 1/1 100%
Fouls: 0
Efficiency: 7
Minutes: 0:00

Rebounds: 2 (O:1 D:1)
Assists: 0
Steals: 2
Blocks: 0
Deflects: 0
Turnovers: 1
Custom St: 0

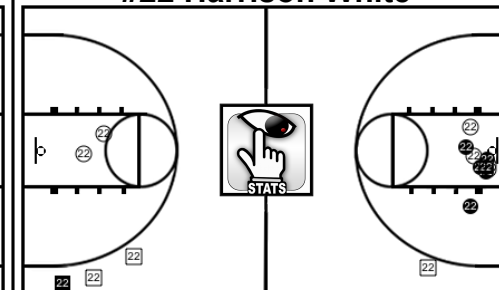
#21 Zachary Plummer



Points: 0
Total FG: 0/0 0%
2PT: 0/0 0%
3PT: 0/0 0%
FT: 0/0 0%
Fouls: 1
Efficiency: 0
Minutes: 0:00

Rebounds: 1 (O:1 D:0)
Assists: 0
Steals: 0
Blocks: 0
Deflects: 0
Turnovers: 1
Custom St: 0

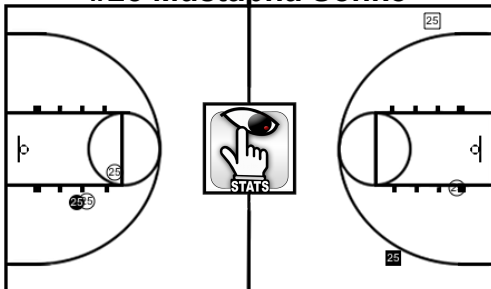
#22 Harrison White



Points: 22
Total FG: 7/16 43.8%
2PT: 6/12 50.0%
3PT: 1/4 25.0%
FT: 7/9 77.8%
Fouls: 3
Efficiency: 20
Minutes: 0:00

Rebounds: 9 (O:3 D:6)
Assists: 2
Steals: 2
Blocks: 1
Deflects: 0
Turnovers: 5
Custom St: 0

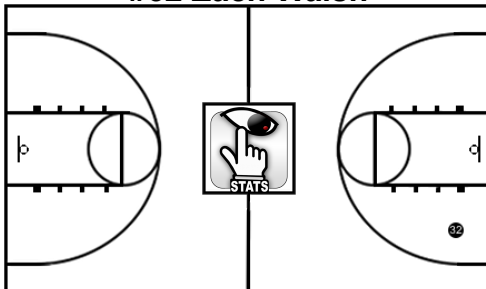
#25 Mustapha Sonko



Points: 7
Total FG: 2/6 33.3%
2PT: 1/4 25.0%
3PT: 1/2 50.0%
FT: 2/2 100%
Fouls: 3
Efficiency: 9
Minutes: 0:00

Rebounds: 5 (O:1 D:4)
Assists: 1
Steals: 0
Blocks: 2
Deflects: 0
Turnovers: 2
Custom St: 0

#32 Zach Walsh



Points: 2
Total FG: 1/1 100%
2PT: 1/1 100%
3PT: 0/0 0%
FT: 0/0 0%
Fouls: 0
Efficiency: 2
Minutes: 0:00

Rebounds: 0 (O:0 D:0)
Assists: 1
Steals: 0
Blocks: 0
Deflects: 0
Turnovers: 1
Custom St: 0