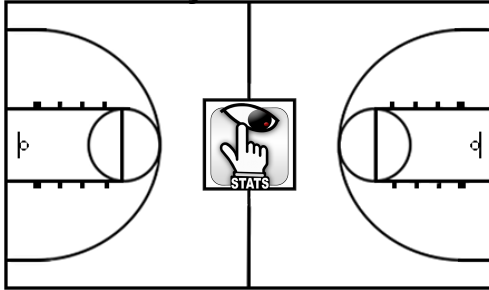




# Meadowdale - Individual Player Charts

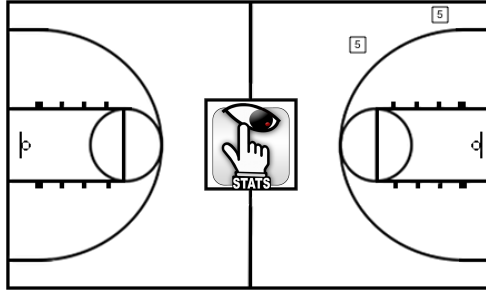
## #3 Tyree Carson



Points: 0  
Total FG: 0/0 0%  
2PT: 0/0 0%  
3PT: 0/0 0%  
FT: 0/0 0%  
Fouls: 0  
Efficiency: 3  
Minutes: 3:35

Rebounds: 3 (O:0 D:3)  
Assists: 1  
Steals: 0  
Blocks: 0  
Deflects: 0  
Turnovers: 1  
Custom St: 0

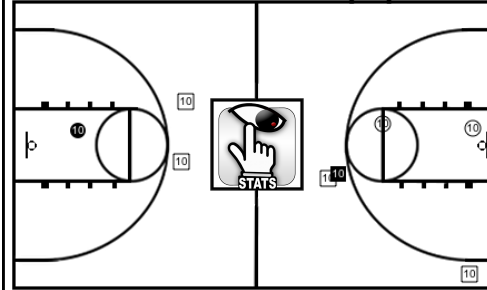
## #5 Xavier Meekins



Points: 0  
Total FG: 0/2 0%  
2PT: 0/0 0%  
3PT: 0/2 0%  
FT: 0/0 0%  
Fouls: 0  
Efficiency: -1  
Minutes: 9:54

Rebounds: 0 (O:0 D:0)  
Assists: 1  
Steals: 0  
Blocks: 0  
Deflects: 0  
Turnovers: 0  
Custom St: 0

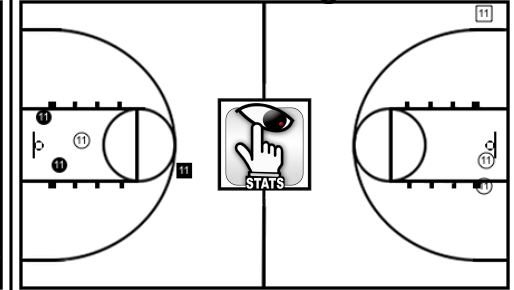
## #10 Nathan Heilpap



Points: 7  
Total FG: 2/8 25.0%  
2PT: 1/3 33.3%  
3PT: 1/5 20.0%  
FT: 2/2 100%  
Fouls: 1  
Efficiency: 8  
Minutes: 11:45

Rebounds: 6 (O:1 D:5)  
Assists: 3  
Steals: 1  
Blocks: 0  
Deflects: 0  
Turnovers: 3  
Custom St: 0

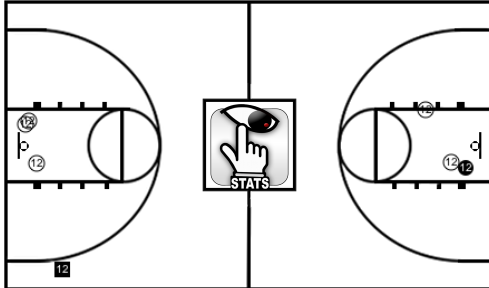
## #11 Drew Tingstad



Points: 7  
Total FG: 3/7 42.9%  
2PT: 2/5 40.0%  
3PT: 1/2 50.0%  
FT: 0/0 0%  
Fouls: 0  
Efficiency: 7  
Minutes: 15:20

Rebounds: 2 (O:1 D:1)  
Assists: 2  
Steals: 0  
Blocks: 0  
Deflects: 0  
Turnovers: 0  
Custom St: 0

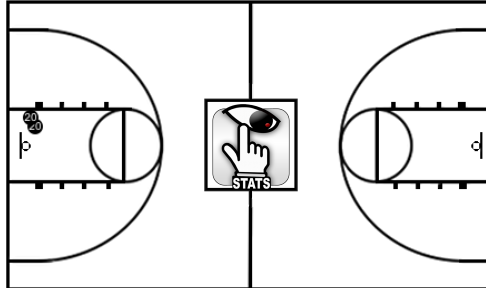
## #12 Lee Bruemmer



Points: 6  
Total FG: 2/7 28.6%  
2PT: 1/6 16.7%  
3PT: 1/1 100%  
FT: 1/2 50.0%  
Fouls: 1  
Efficiency: 3  
Minutes: 25:14

Rebounds: 4 (O:1 D:3)  
Assists: 2  
Steals: 0  
Blocks: 0  
Deflects: 0  
Turnovers: 3  
Custom St: 0

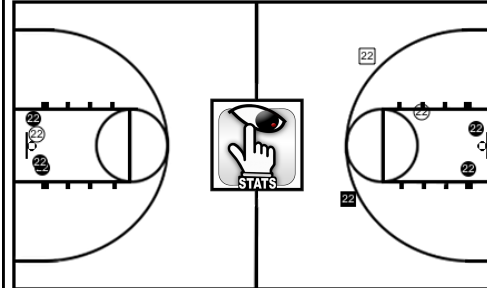
## #20 Daniel Barhoum



Points: 4  
Total FG: 2/2 100%  
2PT: 2/2 100%  
3PT: 0/0 0%  
FT: 0/0 0%  
Fouls: 1  
Efficiency: 5  
Minutes: 11:45

Rebounds: 1 (O:0 D:1)  
Assists: 1  
Steals: 0  
Blocks: 1  
Deflects: 0  
Turnovers: 2  
Custom St: 0

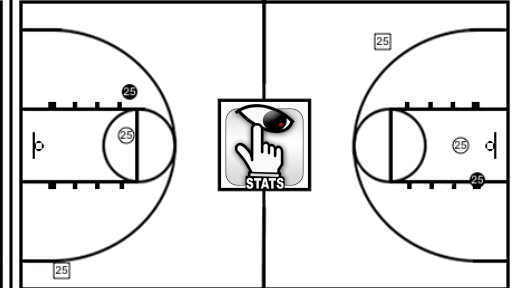
## #22 Harrison White



Points: 22  
Total FG: 6/9 66.7%  
2PT: 5/7 71.4%  
3PT: 1/2 50.0%  
FT: 9/9 100%  
Fouls: 3  
Efficiency: 25  
Minutes: 25:14

Rebounds: 6 (O:1 D:5)  
Assists: 3  
Steals: 0  
Blocks: 0  
Deflects: 0  
Turnovers: 3  
Custom St: 0

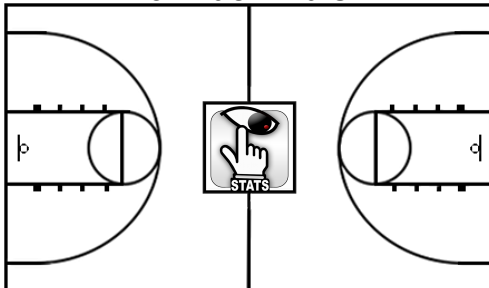
## #25 Mustapha Sonko



Points: 5  
Total FG: 2/6 33.3%  
2PT: 2/4 50.0%  
3PT: 0/2 0%  
FT: 1/2 50.0%  
Fouls: 2  
Efficiency: 5  
Minutes: 13:29

Rebounds: 3 (O:0 D:3)  
Assists: 0  
Steals: 1  
Blocks: 2  
Deflects: 0  
Turnovers: 1  
Custom St: 0

## #32 Zach Walsh

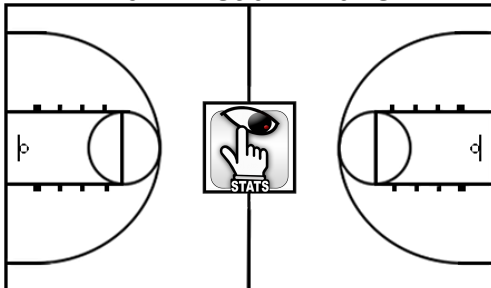


Points: 0  
Total FG: 0/0 0%  
2PT: 0/0 0%  
3PT: 0/0 0%  
FT: 0/0 0%  
Fouls: 0  
Efficiency: 0  
Minutes: 9:54

Rebounds: 0 (O:0 D:0)  
Assists: 0  
Steals: 0  
Blocks: 0  
Deflects: 0  
Turnovers: 0  
Custom St: 0

# Shorewood - Individual Player Charts

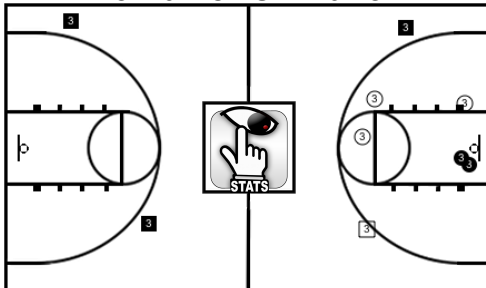
## #0 Christian Evans



Points: 0  
Total FG: 0/0 0%  
2PT: 0/0 0%  
3PT: 0/0 0%  
FT: 0/0 0%  
Fouls: 2  
Efficiency: 1  
Minutes: 0:00

Rebounds: 1 (O:0 D:1)  
Assists: 1  
Steals: 0  
Blocks: 0  
Deflects: 0  
Turnovers: 1  
Custom St: 0

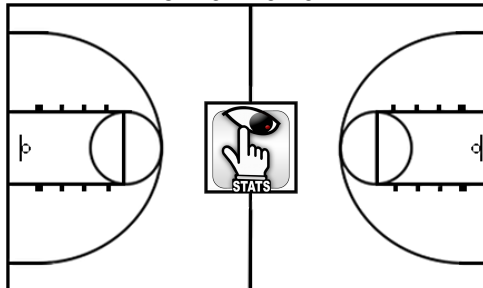
## #3 Daniel Ishkhanov



Points: 13  
Total FG: 5/9 55.6%  
2PT: 2/5 40.0%  
3PT: 3/4 75.0%  
FT: 0/0 0%  
Fouls: 2  
Efficiency: 11  
Minutes: 15:20

Rebounds: 1 (O:0 D:1)  
Assists: 2  
Steals: 0  
Blocks: 0  
Deflects: 0  
Turnovers: 1  
Custom St: 0

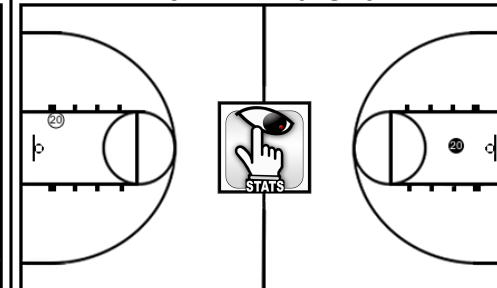
## #10 Kaimana Aki



Points: 0  
Total FG: 0/0 0%  
2PT: 0/0 0%  
3PT: 0/0 0%  
FT: 0/0 0%  
Fouls: 0  
Efficiency: 0  
Minutes: 9:54

Rebounds: 0 (O:0 D:0)  
Assists: 0  
Steals: 0  
Blocks: 0  
Deflects: 0  
Turnovers: 0  
Custom St: 0

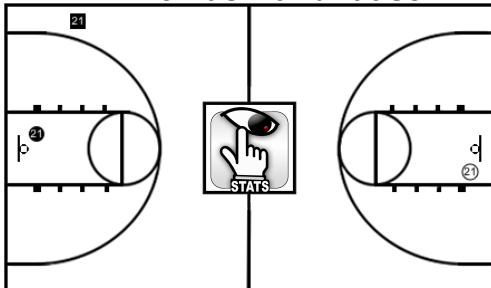
## #20 Emil Marshall



Points: 2  
Total FG: 1/2 50.0%  
2PT: 1/2 50.0%  
3PT: 0/0 0%  
FT: 0/0 0%  
Fouls: 2  
Efficiency: 2  
Minutes: 13:29

Rebounds: 1 (O:1 D:0)  
Assists: 0  
Steals: 0  
Blocks: 0  
Deflects: 0  
Turnovers: 0  
Custom St: 0

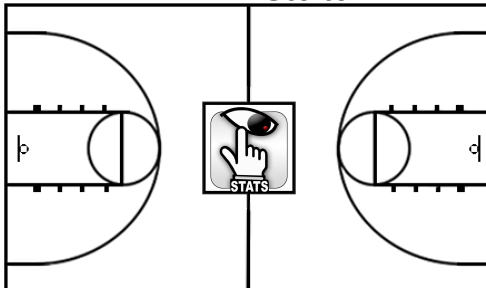
## #21 Thomas Hundhausen



Points: 5  
Total FG: 2/3 66.7%  
2PT: 1/2 50.0%  
3PT: 1/1 100%  
FT: 0/0 0%  
Fouls: 1  
Efficiency: 10  
Minutes: 12:37

Rebounds: 4 (O:3 D:1)  
Assists: 0  
Steals: 2  
Blocks: 0  
Deflects: 0  
Turnovers: 0  
Custom St: 0

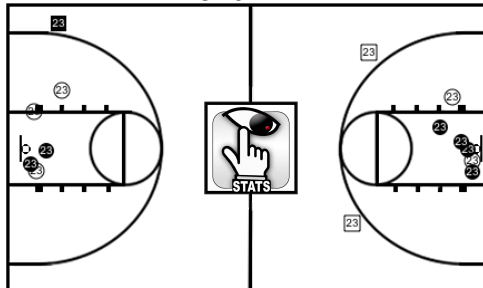
## #22 Will Stelter



Points: 0  
Total FG: 0/0 0%  
2PT: 0/0 0%  
3PT: 0/0 0%  
FT: 0/0 0%  
Fouls: 1  
Efficiency: 0  
Minutes: 3:35

Rebounds: 0 (O:0 D:0)  
Assists: 0  
Steals: 0  
Blocks: 0  
Deflects: 0  
Turnovers: 0  
Custom St: 0

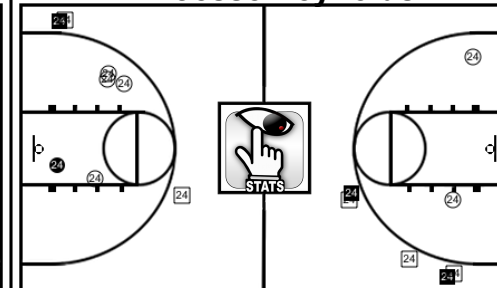
## #23 Ian Kirk



Points: 16  
Total FG: 7/14 50.0%  
2PT: 6/11 54.5%  
3PT: 1/3 33.3%  
FT: 1/1 100%  
Fouls: 1  
Efficiency: 19  
Minutes: 24:22

Rebounds: 8 (O:1 D:7)  
Assists: 3  
Steals: 0  
Blocks: 1  
Deflects: 0  
Turnovers: 2  
Custom St: 0

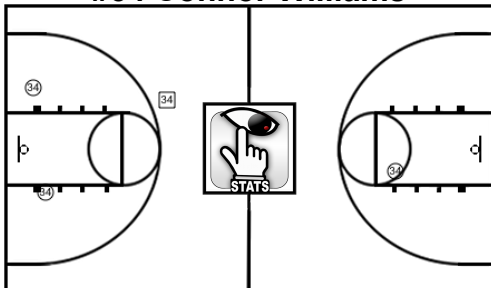
## #24 Jesse Reynolds



Points: 13  
Total FG: 4/15 26.7%  
2PT: 1/7 14.3%  
3PT: 3/8 37.5%  
FT: 2/2 100%  
Fouls: 2  
Efficiency: 7  
Minutes: 21:39

Rebounds: 3 (O:1 D:2)  
Assists: 6  
Steals: 1  
Blocks: 0  
Deflects: 0  
Turnovers: 5  
Custom St: 0

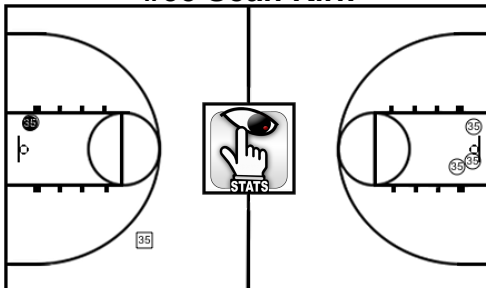
## #34 Connor Williams



Points: 0  
Total FG: 0/4 0%  
2PT: 0/3 0%  
3PT: 0/1 0%  
FT: 0/0 0%  
Fouls: 1  
Efficiency: -1  
Minutes: 13:29

Rebounds: 2 (O:0 D:2)  
Assists: 0  
Steals: 2  
Blocks: 0  
Deflects: 0  
Turnovers: 1  
Custom St: 0

## #35 Sean Kirk



Points: 4  
Total FG: 1/6 16.7%  
2PT: 1/5 20.0%  
3PT: 0/1 0%  
FT: 2/2 100%  
Fouls: 1  
Efficiency: 3  
Minutes: 11:45

Rebounds: 6 (O:2 D:4)  
Assists: 0  
Steals: 0  
Blocks: 0  
Deflects: 0  
Turnovers: 2  
Custom St: 0