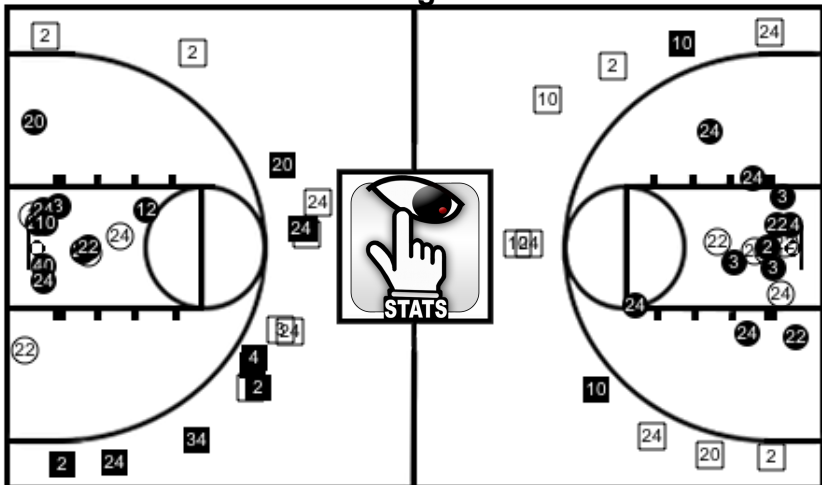


## Home - Arlington

#	Name	Points	Total FG	%	2pt FG	%	3pt FG	%	Free Throws	%	Reb(O-D)	DB	PF(T-F)	T	Ast	Blk	Stl	Def	Custor	Eff	Min
2	*Sam Tregoning	8	3/7	42.9	1/1	100.0	2/6	33.3	0/0	0	3 (1-2)		1	2	1	0	3	0	0	9	22:12
3	*Griffin Gardoski	8	4/6	66.7	4/5	80.0	0/1	0	0/1	0	1 (0-1)		4	3	1	0	1	0	0	5	21:14
4	Caden Smith	3	1/2	50	0/0	0	1/2	50.0	0/0	0	1 (0-1)		1	0	1	0	0	0	0	4	4:13
5	Cooper Cummings	0	0/0	0	0/0	0	0/0	0	0/0	0	0		0	0	1	0	0	0	0	1	3:15
10	*Anthony Whitis	12	3/6	50	1/1	100.0	2/5	40.0	4/5	80.0	3 (0-3)		1	4	5	0	4	0	0	16	27:11
12	Campbell Hudson	2	1/1	100	1/1	100.0	0/0	0	0/0	0	2 (0-2)		1	0	0	0	0	0	0	4	4:24
20	Jaren Cary	7	3/4	75	2/2	100.0	1/2	50.0	0/0	0	3 (1-2)		2	0	2	0	0	0	0	11	14:40
22	*Dele Aribibola	8	4/8	50	4/8	50.0	0/0	0	0/1	0	5 (3-2)		2	1	0	2	0	0	0	9	21:42
24	*Drew Bryson	27	11/20	55	7/11	63.6	4/9	44.4	1/2	50.0	8 (2-6)		2	1	6	0	2	0	0	32	29:02
32	Paul Chung	0	0/0	0	0/0	0	0/0	0	0/0	0	1 (0-1)		0	0	0	0	0	0	0	1	1:49
34	Josh Gutierrez	3	1/1	100	0/0	0	1/1	100.0	0/0	0	1 (0-1)		0	0	0	0	0	0	0	4	1:49
40	Max Smith	2	1/1	100	1/1	100.0	0/0	0	0/0	0	0		1	1	1	1	0	0	0	3	8:29
<b>Total</b>		<b>80</b>	<b>32/56</b>	<b>57.1</b>	<b>21/30</b>	<b>70.0</b>	<b>11/26</b>	<b>42.3</b>	<b>5/9</b>	<b>55.6</b>	<b>32 (7-21)</b>		<b>15</b>	<b>12</b>	<b>18</b>	<b>3</b>	<b>10</b>	<b>0</b>	<b>0</b>	<b>99</b>	<b>32:00</b>

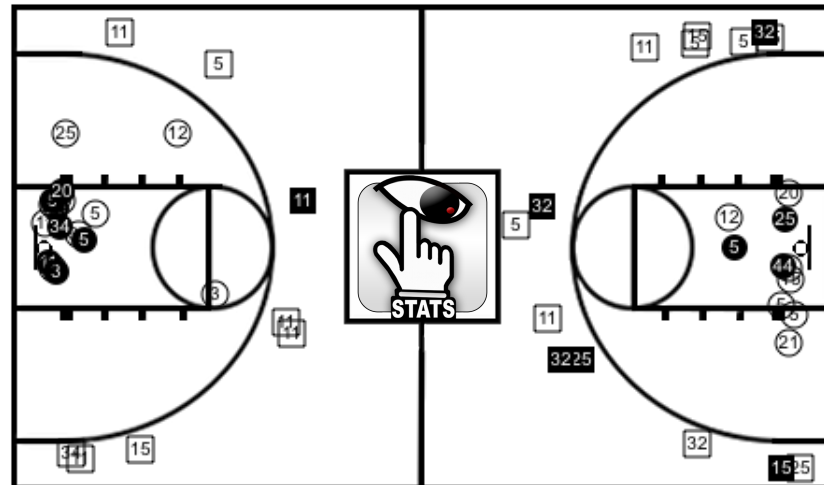
### Arlington



	1	2	3	4	F
H	18	14	22	26	80
A	11	7	9	21	48

Lead Changes: 4  
 Game Tied: 3  
 Away Largest Lead: 2  
 Home Largest Scoring Streak: 5  
 Home Longest Scoring Streak: 8

### Meadowdale

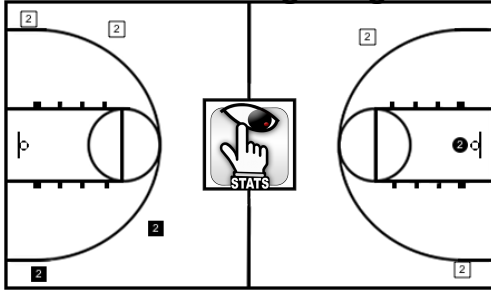


## Away - Meadowdale

#	Name	Points	Total FG	%	2pt FG	%	3pt FG	%	Free Throws	%	Reb(O-D)	DB	PF(T-F)	T	Ast	Blk	Stl	Def	Custor	Eff	Min
1	Kingston Bactad	0	0/0	0	0/0	0	0/0	0	0/0	0	0		0	0	0	0	0	0	0	0	1:49
3	*Will Schafer	3	1/4	25	1/4	25.0	0/0	0	1/2	50.0	2 (0-2)		2	5	6	0	2	0	0	4	21:55
5	*Xavier Meekins	11	3/10	30	3/6	50.0	0/4	0	5/7	71.4	7 (1-6)		0	1	0	1	1	0	0	10	28:07
11	*Drew Tingstad	7	2/10	20	1/3	33.3	1/7	14.3	2/2	100.0	4 (1-3)		3	3	2	0	2	0	0	4	26:03
12	Mason Harvey	0	0/2	0	0/2	0	0/0	0	0/0	0	1 (1-0)		1	3	1	0	0	0	0	-3	8:20
15	Drew Harvey	3	1/5	20	0/1	0	1/4	25.0	0/0	0	0		0	1	0	0	1	0	0	-1	7:54
20	*Daniel Barhoum	4	2/4	50	2/4	50.0	0/0	0	0/1	0	0		2	3	1	0	0	0	0	-1	16:55
21	Zach Plummer	2	0/1	0	0/1	0	0/0	0	2/2	100.0	1 (0-1)		1	0	0	0	0	0	0	2	5:56
25	Mustapha Sonko	5	2/4	50	1/2	50.0	1/2	50.0	0/0	0	2 (2-0)		3	1	0	0	0	0	0	4	9:53
32	*Zach Walsh	9	3/4	75	0/0	0	3/4	75.0	0/0	0	1 (0-1)		1	1	1	0	0	0	0	9	13:38
34	Justin Chambers	2	1/3	33.3	1/2	50.0	0/1	0	0/0	0	3 (2-1)		1	1	0	0	1	0	0	3	17:41
44	Okeoma Okoro	2	1/1	100	1/1	100.0	0/0	0	0/0	0	0		0	0	0	0	0	0	0	2	1:49
<b>Total</b>		<b>48</b>	<b>16/48</b>	<b>33.3</b>	<b>10/26</b>	<b>38.5</b>	<b>6/22</b>	<b>27.3</b>	<b>10/14</b>	<b>71.4</b>	<b>28 (7-14)</b>		<b>14</b>	<b>19</b>	<b>11</b>	<b>1</b>	<b>7</b>	<b>0</b>	<b>0</b>	<b>33</b>	<b>32:00</b>

# Arlington - Individual Player Charts

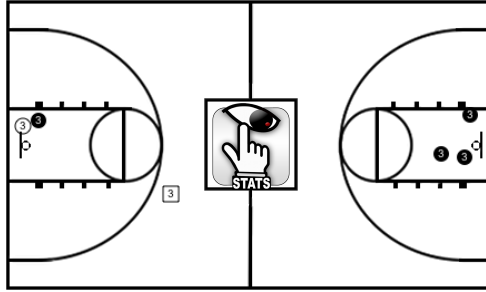
## #2 Sam Tregoning



Points: 8  
Total FG: 3/7 42.9%  
2PT: 1/1 100%  
3PT: 2/6 33.3%  
FT: 0/0 0%  
Fouls: 1  
Efficiency: 9  
Minutes: 22:12

Rebounds: 3 (O:1 D:2)  
Assists: 1  
Steals: 3  
Blocks: 0  
Deflects: 0  
Turnovers: 2  
Custom St: 0

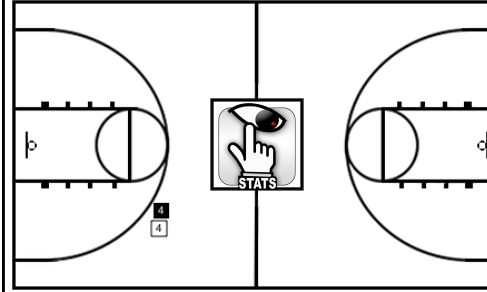
## #3 Griffin Gardoski



Points: 8  
Total FG: 4/6 66.7%  
2PT: 4/5 80.0%  
3PT: 0/1 0%  
FT: 0/1 0%  
Fouls: 4  
Efficiency: 5  
Minutes: 21:14

Rebounds: 1 (O:0 D:1)  
Assists: 1  
Steals: 1  
Blocks: 0  
Deflects: 0  
Turnovers: 3  
Custom St: 0

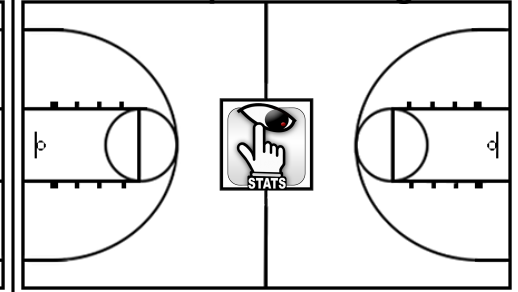
## #4 Caden Smith



Points: 3  
Total FG: 1/2 50.0%  
2PT: 0/0 0%  
3PT: 1/2 50.0%  
FT: 0/0 0%  
Fouls: 4  
Efficiency: 4  
Minutes: 4:13

Rebounds: 1 (O:0 D:1)  
Assists: 1  
Steals: 0  
Blocks: 0  
Deflects: 0  
Turnovers: 0  
Custom St: 0

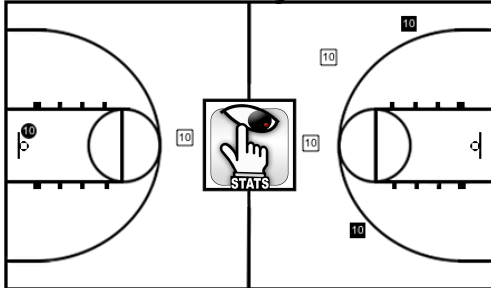
## #5 Cooper Cummings



Points: 0  
Total FG: 0/0 0%  
2PT: 0/0 0%  
3PT: 0/0 0%  
FT: 0/0 0%  
Fouls: 0  
Efficiency: 1  
Minutes: 3:15

Rebounds: 0 (O:0 D:0)  
Assists: 1  
Steals: 0  
Blocks: 0  
Deflects: 0  
Turnovers: 0  
Custom St: 0

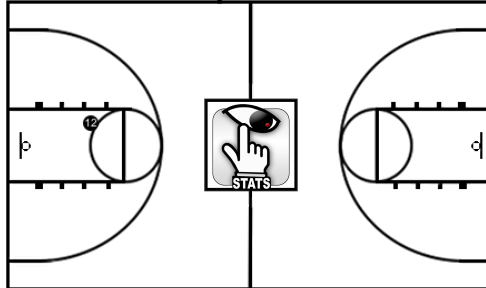
## #10 Anthony Whitis



Points: 12  
Total FG: 3/6 50.0%  
2PT: 1/1 100%  
3PT: 2/5 40.0%  
FT: 4/5 80.0%  
Fouls: 1  
Efficiency: 16  
Minutes: 27:11

Rebounds: 3 (O:0 D:3)  
Assists: 5  
Steals: 4  
Blocks: 0  
Deflects: 0  
Turnovers: 4  
Custom St: 0

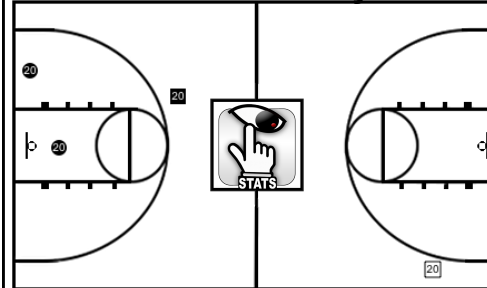
## #12 Campbell Hudson



Points: 2  
Total FG: 1/1 100%  
2PT: 1/1 100%  
3PT: 0/0 0%  
FT: 0/0 0%  
Fouls: 1  
Efficiency: 4  
Minutes: 4:24

Rebounds: 2 (O:0 D:2)  
Assists: 0  
Steals: 0  
Blocks: 0  
Deflects: 0  
Turnovers: 0  
Custom St: 0

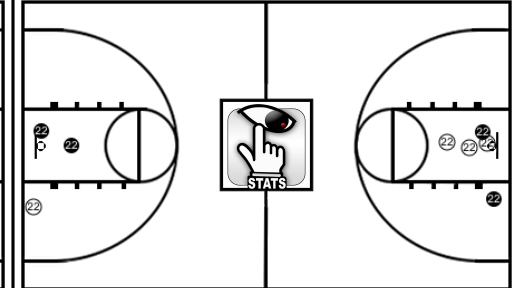
## #20 Jaren Cary



Points: 7  
Total FG: 3/4 75.0%  
2PT: 2/2 100%  
3PT: 1/2 50.0%  
FT: 0/0 0%  
Fouls: 2  
Efficiency: 11  
Minutes: 14:40

Rebounds: 3 (O:1 D:2)  
Assists: 2  
Steals: 0  
Blocks: 0  
Deflects: 0  
Turnovers: 0  
Custom St: 0

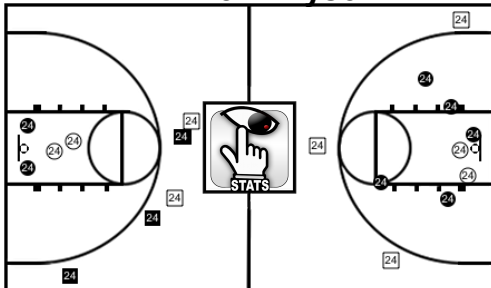
## #22 Dele Arribola



Points: 8  
Total FG: 4/8 50.0%  
2PT: 4/8 50.0%  
3PT: 0/0 0%  
FT: 0/1 0%  
Fouls: 2  
Efficiency: 9  
Minutes: 21:42

Rebounds: 5 (O:3 D:2)  
Assists: 0  
Steals: 0  
Blocks: 2  
Deflects: 0  
Turnovers: 1  
Custom St: 0

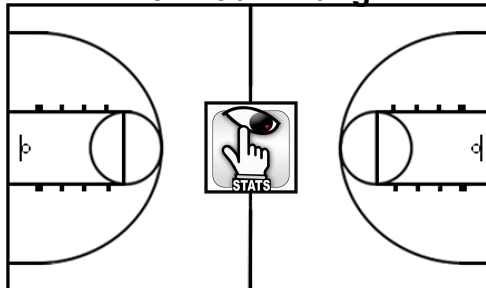
## #24 Drew Bryson



Points: 27  
Total FG: 11/20 55.0%  
2PT: 7/11 63.6%  
3PT: 4/9 44.4%  
FT: 1/2 50.0%  
Fouls: 2  
Efficiency: 32  
Minutes: 29:02

Rebounds: 8 (O:2 D:6)  
Assists: 6  
Steals: 2  
Blocks: 0  
Deflects: 0  
Turnovers: 1  
Custom St: 0

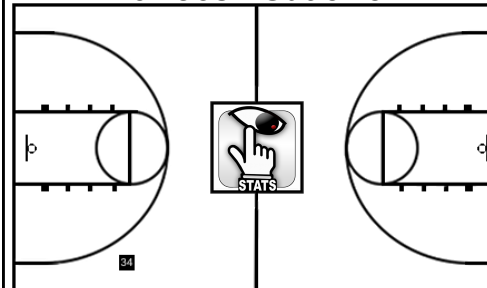
## #32 Paul Chung



Points: 0  
Total FG: 0/0 0%  
2PT: 0/0 0%  
3PT: 0/0 0%  
FT: 0/0 0%  
Fouls: 0  
Efficiency: 1  
Minutes: 1:49

Rebounds: 1 (O:0 D:1)  
Assists: 0  
Steals: 0  
Blocks: 0  
Deflects: 0  
Turnovers: 0  
Custom St: 0

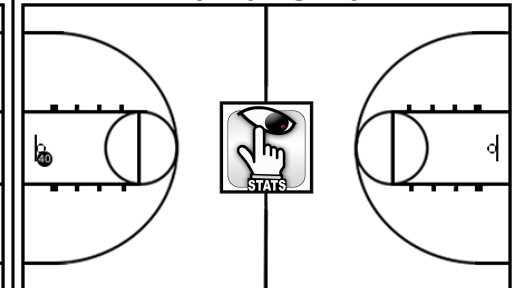
## #34 Josh Gutierrez



Points: 3  
Total FG: 1/1 100%  
2PT: 0/0 0%  
3PT: 1/1 100%  
FT: 0/0 0%  
Fouls: 0  
Efficiency: 4  
Minutes: 1:49

Rebounds: 1 (O:0 D:1)  
Assists: 0  
Steals: 0  
Blocks: 0  
Deflects: 0  
Turnovers: 0  
Custom St: 0

## #40 Max Smith

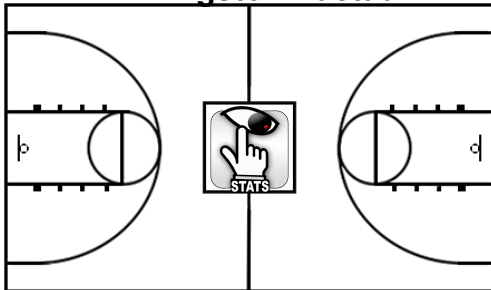


Points: 2  
Total FG: 1/1 100%  
2PT: 1/1 100%  
3PT: 0/0 0%  
FT: 0/0 0%  
Fouls: 1  
Efficiency: 3  
Minutes: 8:29

Rebounds: 0 (O:0 D:0)  
Assists: 1  
Steals: 0  
Blocks: 1  
Deflects: 0  
Turnovers: 1  
Custom St: 0

# Meadowdale - Individual Player Charts

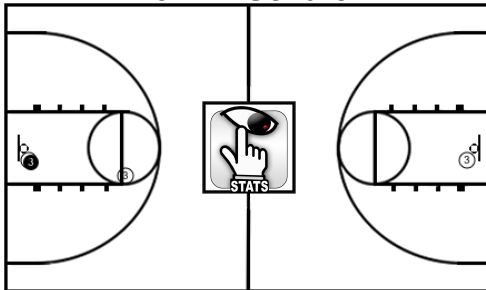
## #1 Kingston Bactad



Points: 0  
 Total FG: 0/0 0%  
 2PT: 0/0 0%  
 3PT: 0/0 0%  
 FT: 0/0 0%  
 Fouls: 0  
 Efficiency: 0  
 Minutes: 1:49

Rebounds: 0 (O:0 D:0)  
 Assists: 0  
 Steals: 0  
 Blocks: 0  
 Deflects: 0  
 Turnovers: 0  
 Custom St: 0

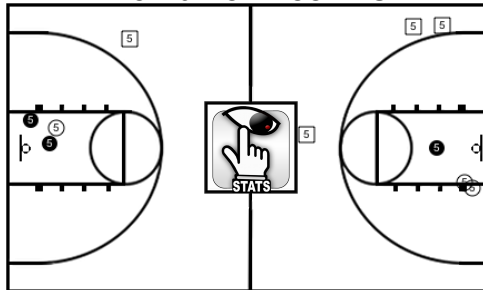
## #3 Will Schafer



Points: 3  
 Total FG: 1/4 25.0%  
 2PT: 1/4 25.0%  
 3PT: 0/0 0%  
 FT: 1/2 50.0%  
 Fouls: 2  
 Efficiency: 4  
 Minutes: 21:55

Rebounds: 2 (O:0 D:2)  
 Assists: 6  
 Steals: 2  
 Blocks: 0  
 Deflects: 0  
 Turnovers: 5  
 Custom St: 0

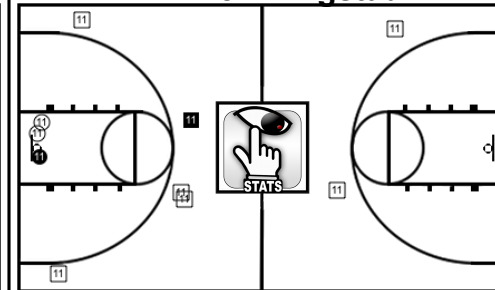
## #5 Xavier Meekins



Points: 11  
 Total FG: 3/10 30.0%  
 2PT: 3/6 50.0%  
 3PT: 0/4 0%  
 FT: 5/7 71.4%  
 Fouls: 0  
 Efficiency: 10  
 Minutes: 28:07

Rebounds: 7 (O:1 D:6)  
 Assists: 0  
 Steals: 1  
 Blocks: 1  
 Deflects: 0  
 Turnovers: 1  
 Custom St: 0

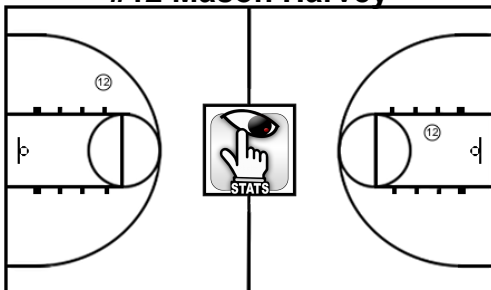
## #11 Drew Tingstad



Points: 7  
 Total FG: 2/10 20.0%  
 2PT: 1/3 33.3%  
 3PT: 1/7 14.3%  
 FT: 2/2 100%  
 Fouls: 3  
 Efficiency: 4  
 Minutes: 26:03

Rebounds: 4 (O:1 D:3)  
 Assists: 2  
 Steals: 2  
 Blocks: 0  
 Deflects: 0  
 Turnovers: 3  
 Custom St: 0

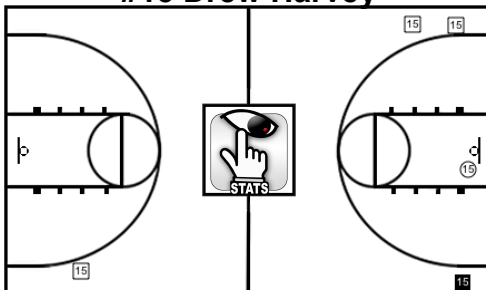
## #12 Mason Harvey



Points: 0  
 Total FG: 0/2 0%  
 2PT: 0/2 0%  
 3PT: 0/0 0%  
 FT: 0/0 0%  
 Fouls: 1  
 Efficiency: -3  
 Minutes: 8:20

Rebounds: 1 (O:1 D:0)  
 Assists: 1  
 Steals: 0  
 Blocks: 0  
 Deflects: 0  
 Turnovers: 3  
 Custom St: 0

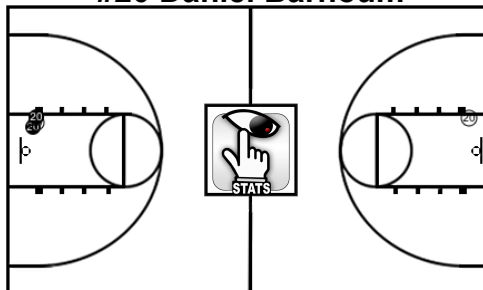
## #15 Drew Harvey



Points: 3  
 Total FG: 1/5 20.0%  
 2PT: 0/1 0%  
 3PT: 1/4 25.0%  
 FT: 0/0 0%  
 Fouls: 0  
 Efficiency: -1  
 Minutes: 7:54

Rebounds: 0 (O:0 D:0)  
 Assists: 0  
 Steals: 1  
 Blocks: 0  
 Deflects: 0  
 Turnovers: 1  
 Custom St: 0

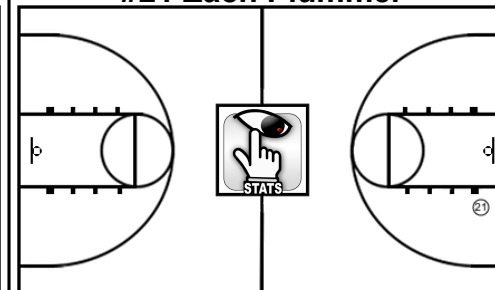
## #20 Daniel Barhoum



Points: 4  
 Total FG: 2/4 50.0%  
 2PT: 2/4 50.0%  
 3PT: 0/0 0%  
 FT: 0/1 0%  
 Fouls: 2  
 Efficiency: -1  
 Minutes: 16:55

Rebounds: 0 (O:0 D:0)  
 Assists: 1  
 Steals: 0  
 Blocks: 0  
 Deflects: 0  
 Turnovers: 3  
 Custom St: 0

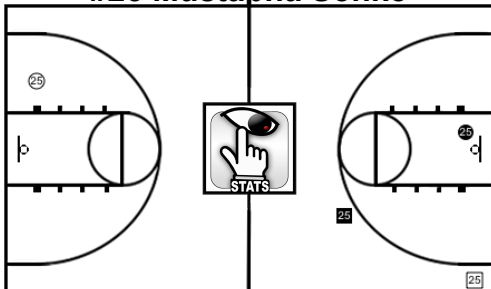
## #21 Zach Plummer



Points: 2  
 Total FG: 0/1 0%  
 2PT: 0/1 0%  
 3PT: 0/0 0%  
 FT: 2/2 100%  
 Fouls: 1  
 Efficiency: 2  
 Minutes: 5:56

Rebounds: 1 (O:0 D:1)  
 Assists: 0  
 Steals: 0  
 Blocks: 0  
 Deflects: 0  
 Turnovers: 0  
 Custom St: 0

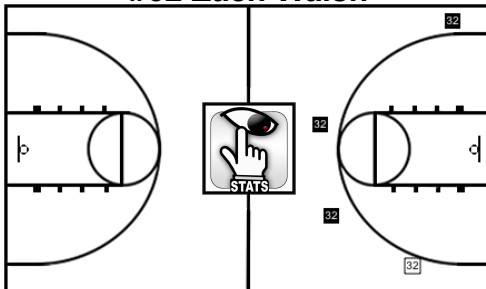
## #25 Mustapha Sonko



Points: 5  
 Total FG: 2/4 50.0%  
 2PT: 1/2 50.0%  
 3PT: 1/2 50.0%  
 FT: 0/0 0%  
 Fouls: 3  
 Efficiency: 4  
 Minutes: 9:53

Rebounds: 2 (O:2 D:0)  
 Assists: 0  
 Steals: 0  
 Blocks: 0  
 Deflects: 0  
 Turnovers: 1  
 Custom St: 0

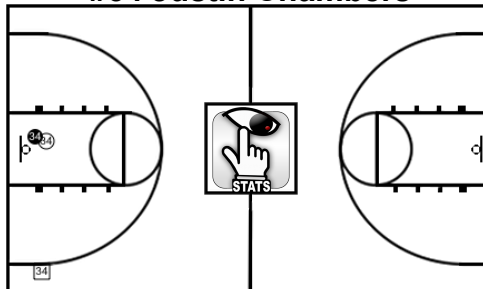
## #32 Zach Walsh



Points: 9  
 Total FG: 3/4 75.0%  
 2PT: 0/0 0%  
 3PT: 3/4 75.0%  
 FT: 0/0 0%  
 Fouls: 1  
 Efficiency: 9  
 Minutes: 13:38

Rebounds: 1 (O:0 D:1)  
 Assists: 1  
 Steals: 0  
 Blocks: 0  
 Deflects: 0  
 Turnovers: 1  
 Custom St: 0

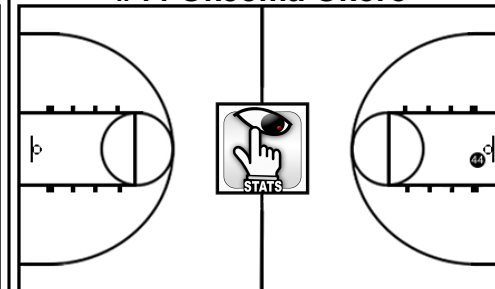
## #34 Justin Chambers



Points: 2  
 Total FG: 1/3 33.3%  
 2PT: 1/2 50.0%  
 3PT: 0/1 0%  
 FT: 0/0 0%  
 Fouls: 1  
 Efficiency: 3  
 Minutes: 17:41

Rebounds: 3 (O:2 D:1)  
 Assists: 0  
 Steals: 1  
 Blocks: 0  
 Deflects: 0  
 Turnovers: 1  
 Custom St: 0

## #44 Okeoma Okoro



Points: 2  
 Total FG: 1/1 100%  
 2PT: 1/1 100%  
 3PT: 0/0 0%  
 FT: 0/0 0%  
 Fouls: 0  
 Efficiency: 2  
 Minutes: 1:49

Rebounds: 0 (O:0 D:0)  
 Assists: 0  
 Steals: 0  
 Blocks: 0  
 Deflects: 0  
 Turnovers: 0  
 Custom St: 0