



oventrop

Hot water radiator valve
Part No. _____.

Job Name: _____

Submitted by: _____ Date: _____

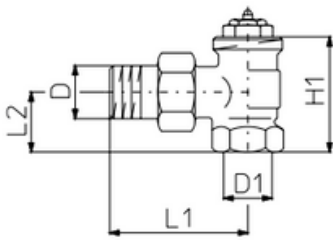
Spec Section: _____

Job Location: _____


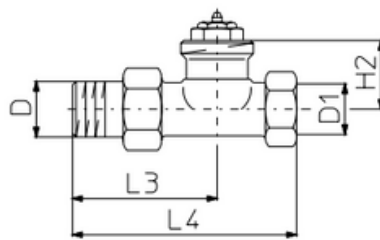
Engineer/Architect: _____

Approval: _____ Date: _____

Angle Pattern



Straight Pattern



Product specification:

Oventrop thermostatic radiator valve "Series AZ"
Max. working temperature: 248°F (for short periods up to 266°F), max working pressure: 145 psi
Max. differential pressure: 14.5 psi
Body nickel plated, stem made of stainless steel with double O-ring seal.

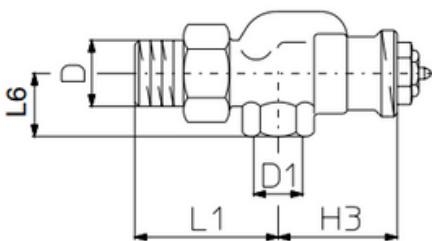
Thermostat connection thread M 30 x 1.5

Complete valve insert replaceable under working conditions by using the special tool "Demo-Bloc."

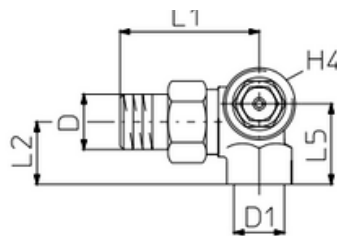
These valves can be used with the following types of actuators:

1. Manual adjuster
2. Thermostatic (non-electric)
3. 24 V electric for on/off control

Reversed Angle Pattern



Double Angle Pattern
(Right hand shown)



Size	D / D1	L1	L2	L3	L4	L5	H1	H2	H3	H4
½"	0.5	2.28	1.02	2.32	3.74	1.34	1.97	1.12	1.57	1.18
¾"	0.75	2.60	1.14	2.48	4.17	-	2.09	1.12	1.46	-
1"	1.0	2.95	1.34	3.15	4.92	-	2.39	1.18	-	-
1¼"	1.25	3.39	1.54	3.54	5.91	-	2.68	1.31	-	-

Sizes and Types:

Angle pattern valve		NPT/NPT
½"	CV 4.1	188 90 04
¾"	CV 4.1	188 90 06
1"	CV 4.1	188 90 08
1¼"	CV 4.8	188 90 10

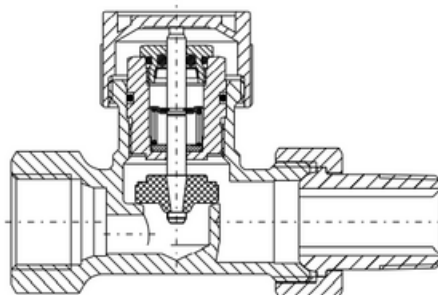
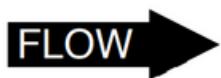
Straight pattern valve		NPT/NPT
½"	CV 2.1	188 91 04
¾"	CV 3.2	188 91 06
1"	CV 4.1	188 91 08
1¼"	CV 4.8	188 91 10

Reversed angle pattern valve		NPT/NPT
½"	CV 2.1	188 92 04
¾"	CV 2.1	188 92 06

Double angle pattern valve		NPT/NPT
½" Left hand		169 40 62
½" Right hand		169 40 63

Insert:

The valve insert has an EPDM disc and a EPDM to metal seal.
"AZ" hot water insert 118 70 60



Straight pattern valve cross section shown with "AZ" EPDM insert



Job Name: _____

Submitted by: _____ Date: _____

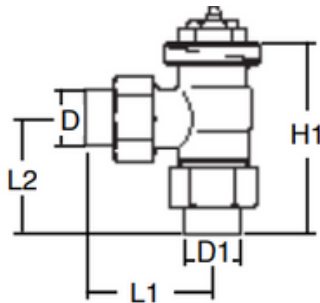
Spec Section: _____

Job Location: _____

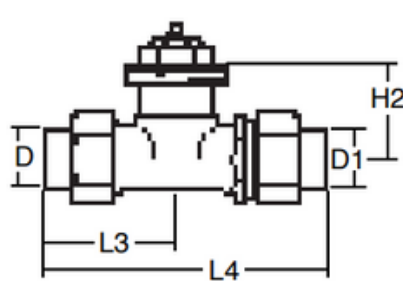
Engineer/Architect: _____

Approval: _____ Date: _____

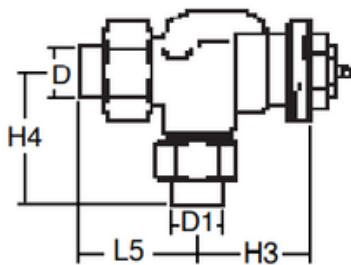
Angle Pattern



Straight Pattern



Reversed Angle Pattern



Product specification:

Oventrop thermostatic radiator valve "Series AZ"
Max. working temperature: 248°F (for short periods up to 266°F), max working pressure: 145 psi
Max. differential pressure: 14.5 psi
Body nickel plated, stem made of stainless steel with double O-ring seal.

Thermostat connection thread M 30 x 1.5

Complete valve insert replaceable under working conditions by using the special tool "Demo-Bloc."

These valves can be used with the following types of actuators:

1. Manual adjuster
2. Thermostatic (non-electric)
3. 24 V electric for on/off control

Size	D / D1	L1	L2	L3	L4	L5	H1	H2	H3	H4
1/2"	0.625	1.88	1.70	1.92	3.98	1.78	2.72	1.20	1.60	1.74
3/4"	0.875	2.23	2.11	2.16	4.74	2.22	3.00	1.16	1.43	2.79

Sizes and Types:

Angle pattern valve		SWT/SWT
1/2"	CV 4.1	169 44 04
3/4"	CV 4.1	169 44 06

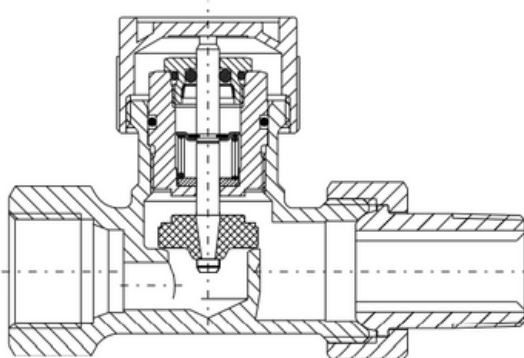
Straight pattern valve		SWT/SWT
1/2"	CV 2.1	169 44 14
3/4"	CV 3.2	169 44 16

Reversed angle pattern valve		SWT/SWT
1/2"	CV 2.1	169 44 24
3/4"	CV 2.1	169 44 26

Insert:

The valve insert has an EPDM disc and a EPDM to metal seal.

"AZ" hot water insert 118 70 60



Straight pattern valve cross section shown with "AZ" EPDM insert



Job Name: _____

Submitted by: _____ Date: _____

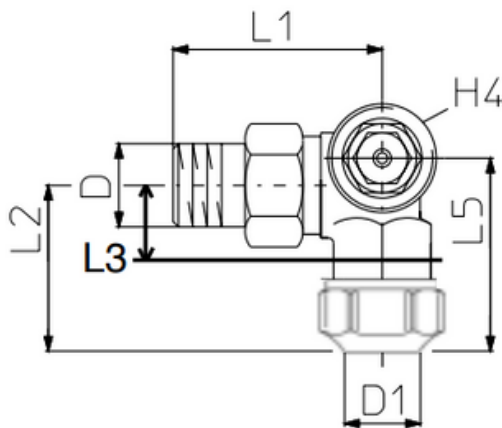
Spec Section: _____

Job Location: _____

Engineer/Architect: _____

Approval: _____ Date: _____

Double Angle Pattern
(Right hand shown)



Product specification:

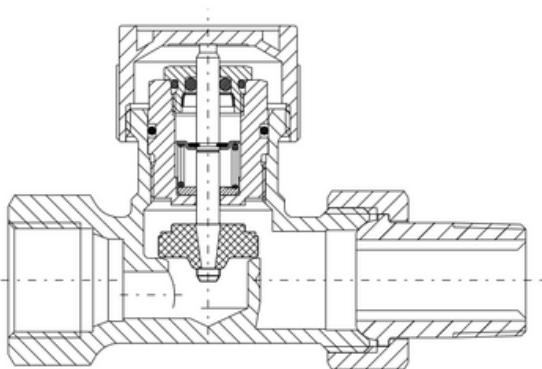
Oventrop thermostatic radiator valve "Series AZ"
Max. working temperature: 248°F (for short periods up to 266°F), max working pressure: 145 psi
Max. differential pressure: 14.5 psi
Body nickel plated, stem made of stainless steel with double O-ring seal.

Thermostat connection thread M 30 x 1.5

Complete valve insert replaceable under working conditions by using the special tool "Demo-Bloc."

Size	D / D1	L1	L2	L3	L5	H4
1/2"	0.625	2.30	1.67	0.30	1.27	2.50

The L3 dimension measures from the center of the tailpiece to the top of the copper pipe when fully inserted into the valve.



Straight pattern valve cross section
shown with "AZ" EPDM insert

Sizes and Types:

Double angle pattern valve	NPT/Comp
1/2" Left-hand connection	118 13 96
1/2" Right-hand connection	118 13 96

Insert:

The valve insert has an EPDM disc and a EPDM to metal seal.

"AZ" hot water insert 118 70 60