




ANNOTATING A NONFICTION TEXT

Annotating a text encourages you to think critically about what you are reading. As you read, you highlight or underline portions of the text and make a notation in the margin. The following is a list of symbols you can use to comment on what you have highlighted or underlined.

SYMBOL	WHAT IT MEANS	EXPLANATION
?	Question	Highlight or underline portions of the passage that are confusing. These are questions you can discuss with others.
	Important Information	Highlight or underline information that will help you summarize or understand the text. Write one or two words to explain why it is important.
	Person	Highlight or underline details in the text that reveal important information about a person as well as his/her contributions to society.
V	Vocabulary	Highlight or underline unknown words and important vocabulary.
OMG!	Strong Reaction	Highlight or underline any part where you have a strong reaction or connection.
Ex	Example/Evidence	Highlight or underline specific examples/evidence the text uses to illustrate the concept or support the claim/thesis.
	Author's Purpose	Circle the author's claim/thesis OR the question you have been asked to answer.

****An Important Note on Annotations:** Only highlight/underline the parts of the text that connect to your thinking. Do not highlight/underline the entire text. For everything you highlight, there needs to be a note in the margin.