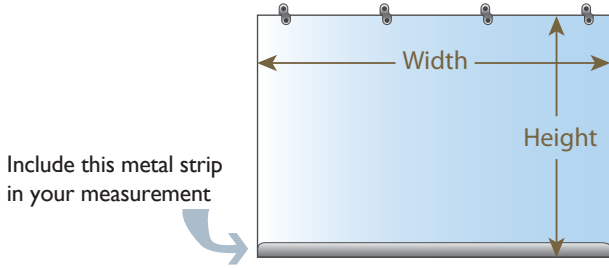


Commercial \$25 Trial Frame



Step 1: MIRROR MEASUREMENTS

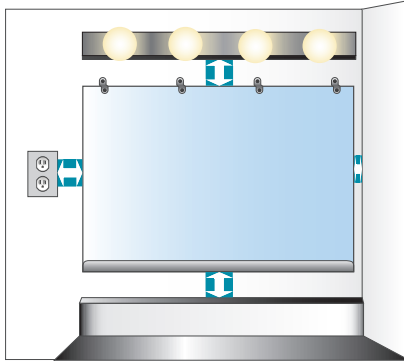


Room Name

WIDTH

HEIGHT

Step 2: MIRROR PLACEMENT



Measure the distance from each edge of the mirror to the nearest wall, outlet, backsplash, etc.
Enter: 0, 1/8, 1/4, 3/8, 1/2, 5/8, or >5/8. In between? Choose the larger number.

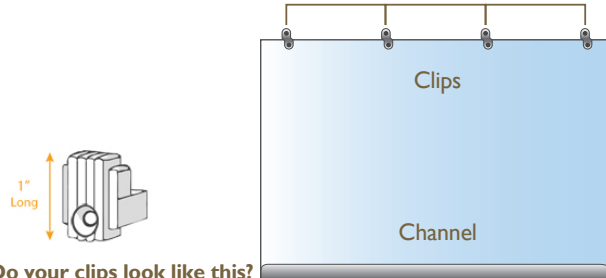
TOP

LEFT

RIGHT

BOTTOM

Step 3: MIRROR ATTACHMENT



CHECK SIDES
MIRROR HAS
CLIPS OR A
METAL STRIP
OR
NONE

None

TOTAL # OF REPLACEMENT CLIPS:

Do your clips look like this?
They may not work with the frame.
We will send you replacement clips FREE.

STYLE

COLOR

PRICE

SHIPPING

TOTALS

=

=

Step 5: SHIPPING & BILLING INFORMATION

Name

Address

City State ZIP

Phone () Fax ()

E-mail

SHIPPING ADDRESS SAME AS ABOVE

Ship To Address (physical street address required - no PO boxes)

Name

Address 1

Address 2

City State ZIP

You have 24 hours to cancel or change your order.
Call toll-free: 866.304.6283

Step 6: PAYMENT

Merchandise Total

Shipping Total

Sales Tax on Merchandise Only
(NC only)

TOTAL

Check Enclosed

Credit Card (circle one)

Master Card Visa Discover AmEx

Security Code/CSV

Expiration Date ____/____

Return to: Rosemary Helms

Email: rosemary@mirrormate.com

Fax: 704.390.7364