



INDONESIA TRAVEL GUIDE 2019

INCLUDED

Java (Central & East)

Nusa Penida

Gili Islands

Komodo National Park, Flores

Bali (Ubud, Munduk, Canggu, Uluwatu)

CENTRAL JAVA

DAY 1-3

No matter where you're coming from in the world, make sure to land in Yogyakarta. From there, you'll be exploring this city as well as its two most famous temples: Borobudur & Prambanan.

Where to stay?

If you're on a budget, I'd really recommend staying at the Cozy Nest Hostel, which is very conveniently located, its staff is dope, and they have kitties all over the place.


What to do?

Book a day-trip to Borobudur and Prambanan temples. Watching sunrise in Borobudur is a must, and I'd encourage you to pay a little extra to see it from the temple itself. The price you pay for the tour only includes transportation. Once you get to each temple, you'll have to pay a \$25 USD entry fee.


Other places worth visiting are Taman Sari Water Palace, Sumur Gumuling Mosque & Malioboro Street.

Where to eat?

I'd personally recommend downloading the Go Jek and Grab apps. Those will be useful when you need to order taxis, but also if you want to order food. That's what I ended up doing in Yogya because I was so jet lagged that I didn't have any energy to go out at night.



SUMUR GUMULING



BOROBUDUR TEMPLE



SUNRISE FROM BOROBUDUR TEMPLE



PRAMBANAN TEMPLE



BOROBUDUR TEMPLE



INDONESIA 2019

EAST JAVA

DAY 4 - 7

There are many ways to travel from one place to another in Java, and they are all pretty reliable. You could choose to travel by bus, or by train. For more comfort you could also hire a car, but that's going to be a lot more expensive. There is a train that goes from Yogya to Malang: the Malioboro Express. Book your ticket at least 24 hours in advance through Tiket.com.

Once you're done exploring Malang and its surroundings, you may take a bus to Probolinggo to stay near Bromo for one night, then take another train to Banyuwangi for your last stop.

Where to stay?

In Malang, I'd suggest staying at the Griyo Sultan Agung as it is very clean and well-located. In Probolinggo, if you book an organised tour, they'll take care of finding you an accommodation. Lastly, Banyuwangi isn't very developed for tourism, so I'd suggest booking a homestay.

What to do?

Near Malang, go explore the rainbow village, a very special place that used to be a slump. Then hire yourself a driver to go hike Tumpak Sewu waterfall if you really like adventure (the hike is tough!)

In Probolinggo, book yourself a tour to see Bromo at sunrise, or go by yourself if you'd prefer to avoid crowds.

In Banyuwangi, go hike Mount Ijen at night to see the blue fire, then treat yourself with a boating day to Menjangan Island.




KAWAH IJEN



MENJANGAN ISLAND



BROMO TENGGER SEMERU



RAINBOW VILLAGE



TUMPAK SEWU

NUSA PENIDA

DAY 8 - 9

To get to Nusa Penida, you will first need to head to Bali. From Banyuwangi you can take the ferry, then a bus that will drop you off at Mengwi station. From there, you can take a cab to the port of Sanur. I used Angel's Billabong fast cruises to cross to NP, and everything went fine. Expect to pay 250,000 IDR for a one-way ticket. To get around NP, either hire a driver, or rent scooters if you feel comfortable doing so. Beware, the roads are in terrible condition.

Where to stay?

I believe Airbnb to be the best option, allowing you to find a nice apartment by the beach.

What to do?

Try waking up before sunrise to go to Rumah Pohon Tree Houses. Then head to Diamond Beach and/or Atuh Beach to spend your day. Later, I'd suggest going to Manta Point where you can sometimes see manta rays from the top of the cliff, and quickly stop by the Teletubbies hills on your way.


On your second day, head to Kelingking, also known as T-Rex beach. Try to get there early as it will get packed very quickly. The hike down is tough, but will be rewarding for sure. Afterwards, you can go to Angel's Billabong and Broken Beach, and end your day at Crystal Bay to watch the sunset.

Where to eat?


There are many spots where you can just grab delicious local food on the go, but if you want to chill in a nice place, then head to Alam Beach Club for sunset.




DIAMOND BEACH



RUMAH POHON



MANTA POINT



KELINGKING



ALAM BEACH CLUB



INDONESIA 2019

GILI ISLANDS

DAY 10-11

It is now possible to take a boat from Nusa Penida to the Gili Islands, just ask any local. The Gili Islands are an archipelago of 3 islands which all have a different vibe. Gili Trawangan, also known as Gili T, is the party island. Gili Meno is very secluded and recommended for honeymooners. Gili Air is a mix of both.

Where to stay?


We decided to stay on Gili Air at the PinkCoco Hotel, which was awesome! I highly recommend it.

Where to eat?


PinkCoco being an amazing resort with a high quality restaurant, we ate there often. Their breakfasts are dope! Otherwise, I'd recommend checking out a place called Gili Bliss, which specializes in smoothie bowls.

What to do?

Relax, tan, and chill! The Gili islands are a great escape to the crowded beaches of Bali. Definitely do some island hopping too. You can book a private little boat directly from your hotel for about 950,000 IDR. They will take you to all 3 islands, you'll be able to swim with turtles, see a shipwreck and snorkel near the underwater statues.




UNDERWATER STATUES




GILI T TURTLE



PINK COCO HOTEL



GILI BLISS



UNDERWATER STATUES



KOMODO ISLAND

DAY 12-13

To get to Komodo, you'll need to fly to Labuan Bajo, Flores. From the Gili Islands, you can either take a boat back to Bali and fly from there, or cross to Lombok and catch a plane there.

Where to stay?

We stayed at the Eco Tree O'Tel, but there are many little hostels along the main road, including Le Pirate.

What to do?

The main attraction when in Flores is cruising around the Komodo Islands. I encourage you to book your experience with King Komodo Tours. They offer a very competitive price and their boats are more cosy. You'll make 6 stops during your day-trip which are: Padar Island, Pink Beach, Komodo Island, Taka Makassar, Manta Point & Kanawa.

Where to eat?

The Eco Tree Restaurant makes some pretty good food. If you're looking to watch the sunset in the most beautiful environment, head to Ayana Resort, which was newly built. The food and drinks are delicious, and the view there is just out of this world.



PINK BEACH



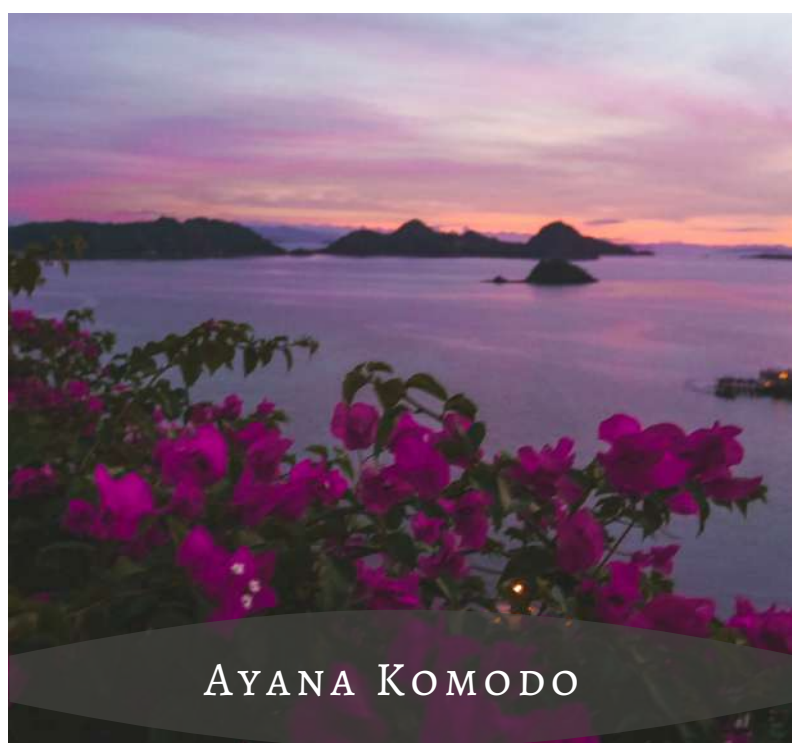
MANTA POINT



PULAU PADAR



TAKA MAKASSAR



AYANA KOMODO



INDONESIA 2019

BALI: UBUD

DAY 14 - 15

Take a flight back to Bali, then head directly to Ubud to enjoy its jungle.

Where to stay?

There are so many options on Airbnb and Agoda depending on your budget, it's pretty easy to find yourself a beautiful villa with a pool at a reasonable price. If you're looking for more luxury, then definitely book at the Kamandalu resort. Another option is to stay at Viceroy or Padma.

What to do?

Head to the Tegallalang Rice Terraces for sunrise. I guarantee you won't regret it! Don't be afraid to adventure around the terraces to find the best light. Another must-do in Ubud is booking a spa treatment. Karsa Spa is the perfect place for that, and they also have flower baths.


The next morning head to the Monkey Sacred Forest, then head back to town to shop at the Art Market, visit temples, and enjoy your hotel pool.

Where to eat?

We loved our experience at the Hippy Fish. Also, if you're staying at a hotel, then definitely order yourself a floating breakfast!



TEGALLALANG



MONKEY FOREST



KAMANDALU



KARSA SPA



BALI SWING



INDONESIA 2019

BALI: MUNDUK

DAY 16

For this destination, you could decide to change hotel and stay in Munduk itself for one night, or just do the day-trip from Ubud which is what we chose. As always, you have the option to hire a private driver for approximately 600-700K IDR, or rent scooters.

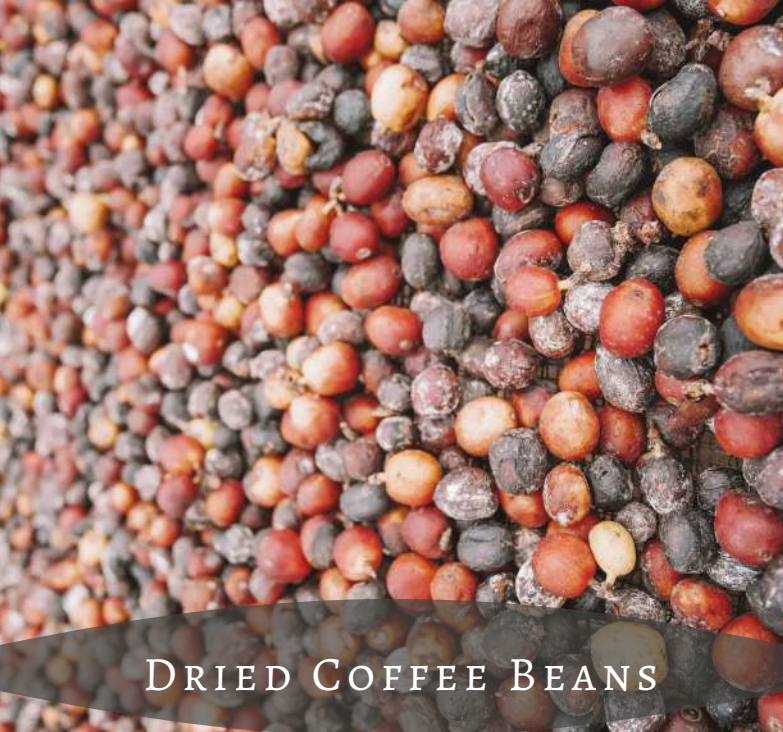
What to do?

Wake up very early, and head to Sekumpul waterfall. The road to get there is absolutely awful, but eventually you'll get there.


Once you're done, you can go explore Lake Buyan, and its surroundings. There are many swings and nests installed around it.

One thing that we had booked a long time in advance is a visit of Munduk Moding Plantation, where they grow their own coffee. They have this absolutely gorgeous infinity pool that will leave you speechless. The price for a Green Voucher is 900K IDR per person, and includes lunch.


After that, I suggest heading to Bali's most famous temple, which is Pura Ulun Danu. You can also make a quick stop at the Handara gate to snap a few shots.



DRIED COFFEE BEANS




SEKUMPUL WATERFALL



PURA ULUN DANU



COFFEE BEANS



MUNDUK MODING PLANTATION



BALI: EAST COAST

DAY 17

Another day-trip you can take from Ubud is the East Coast of Bali.

What to do?

If you like chasing waterfalls, one that is on the way to the East is called Kanto Lampo. If you go early in the morning, there won't be too many people yet.

Tip: to take nice photos of the waterfall, you'll need to bring your camera with you in the water.


Afterwards, you will head towards the coast, and there are a few places I'd recommend checking out:

- Virgin Beach
- Taman Ujung
- Tirta Gangga
- Lempuyang Temple


Note: if you wish to experience Lempuyang temple without any people, then you'll have to reverse the order of these activities and head there first thing in the morning.




VIRGIN BEACH



KANTO LAMPO



TAMAN UJUNG



LEMPUYANG



TAMAN UJUNG



BALI: CANGGU

DAY 18 - 20

After exploring Indonesia during almost 3 weeks, now is the time to relax and enjoy the nice restaurants and beach bars of Canggu and Seminyak. I'd suggest getting yourself another Airbnb villa in one of these two locations.

Canggu is where it's all happening, with lots of expats living and working there. You'll find tons of organic cafés, and Insta worthy locations.

What to do?

Go shopping, try surfing, indulge in delicious food, party by the beach, watch sunsets...

Where to eat?

This area is full of amazing restaurants so it's hard to select only a few ones. Here are some recommendations:

- Organic Café
- Kynd Community
- The Shady Shack
- Crate Café
- Balibola

Where to go out?

Whether you're looking for a spot to watch sunset, or if you want to party your life away, try one of these:

- Finns Beach Club
- Potato Head
- The Lawn
- La Laguna
- Motel Mexicola



KYND COMMUNITY



FINNS BEACH CLUB



SURF LESSON



THE LAWN



KYND COMMUNITY



BALI: ULUWATU

DAY 21

Last but not least: Uluwatu. If I had to do it all over again, I'd plan more days in this area. Even though it looks quite close to Canggu on a map, it's not. Traffic is terrible over there. If you have the chance, plan to stay longer.

What to do?


This peninsula is home to the island's nicest luxury resorts. Most of them are built on the edge of a cliff, which gives visitors an amazing view over the ocean.

Most of these resorts offer day-passes, which means you can visit them for the day to enjoy their pool and other amenities without actually having to pay for a night there. We personally visited The Edge, and Sunday Beach Club; both were absolutely stunning. The Edge has this amazing glass-bottom pool where you can see the beach underneath. They also have a good restaurant called One Eighty.

After you're done tanning, you can find a spot to watch sunset. The most popular beach bar in the area is called Single Fin.

Another option is to go watch sunset at the Uluwatu temple where you'll get to see traditional dances. Near this spot, there's the Karang Boma cliffs which also offers nice views.


Next time I'm in Bali, I'm definitely staying longer in Uluwatu to explore places I haven't been to: Bingin, Green Bowl, Pantai Tegal, Padang Padang and Thomas Beach.



ULUWATU CLIFFS




ONE EIGHTY



THE EDGE



SINGLE FIN



THE EDGE

LUST IN HER WORLD

Genevieve is a French Canadian girl in her late twenties with a huge passion for adventure. She lives in Paris, but seize every opportunity that she has to travel the world.

Every week she posts travel and lifestyle content on her blog to inspire people to travel. More specifically, she's hoping to inspire women to get out there and explore, even if it means travelling on their own.

She's a firm believer that the best things in life aren't things, they are people, experiences, places, cultures, and so on.

TO STAY CONNECTED

