

REVEAL

FOR CHURCH

spiritual life survey

REVEAL Survey Comprehensive Report

Sample Church

Table of Contents

Overall Findings

Understanding Your Report	3
Demographics, Tenure and Response Rate	4-5
Your Spiritual Vitality Index	6
Your Primary and "Shadow" Archetype	7-8
Your Spiritual Continuum	9

Spiritual Growth Catalysts in Total & by Segment

Summary	10
Spiritual Beliefs	11
Spiritual Practices: Attitudes and Behaviors	12
Faith in Action: Attitudes and Behaviors	15-16
Spiritual Virtues: Attitudes and Behaviors	17-18

Best Practices, Church Activities & Satisfaction in Total & by Segment

Summary	19
Five Best Practices	20-23
Church Activities	24
Overall Satisfaction and Barriers to Growth	25
Top Five Priorities for the Dissatisfied	26
Next Steps	27

Understanding Your Report

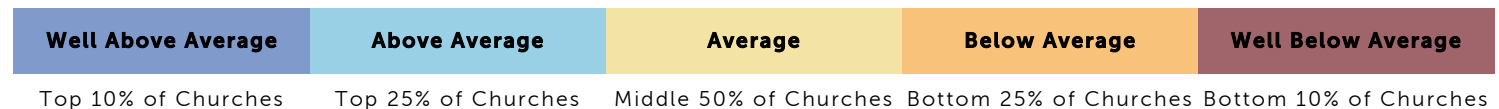
Two Important Notes:

RISE Connection

Page numbers from the latest REVEAL book, **RISE: Bold Strategies to Transform Your Church**, will be referenced throughout your report for in-depth explanations of the topics being covered.

Color-Coding Comparisons

Your survey results are compared against 1500+ churches that have taken the survey since 2008. To help you understand the comparisons, a color-coded format is used:



Sample Church's Demographics in Total and by Segment

Demographics	Total	Exploring Christ	Growing in Christ	Close to Christ	Christ-Centered
Base Size	324	17	127	86	94
Age 19-29	31%	35%	37%	23%	28%
Age 30-49	39%	29%	40%	47%	33%
Age 50+	28%	29%	20%	29%	38%
Diversity (Non White, including Hispanics)	2%	0%	2%	1%	2%
Children Under 18 at Home	32%	18%	34%	34%	30%
Education (% college degree or higher)	63%	12%	63%	76%	61%
Married	70%	59%	65%	72%	76%
Income Under \$30K	15%	13%	21%	11%	13%
Income \$30K - \$74,999	42%	63%	41%	42%	42%
Income Over \$75K	42%	25%	39%	47%	45%



Database comparison is not available if sample size is less than 20.


Sample Church's Tenure in Total and by Segment

	Total	Exploring Christ	Growing in Christ	Close to Christ	Christ-Centered
Base Size	324	17	127	86	94
Less than one year	19%	41%	24%	14%	15%
One to five years	70%	29%	68%	78%	72%
Six to ten years	8%	6%	6%	6%	13%
Ten years or more	3%	24%	3%	2%	0%



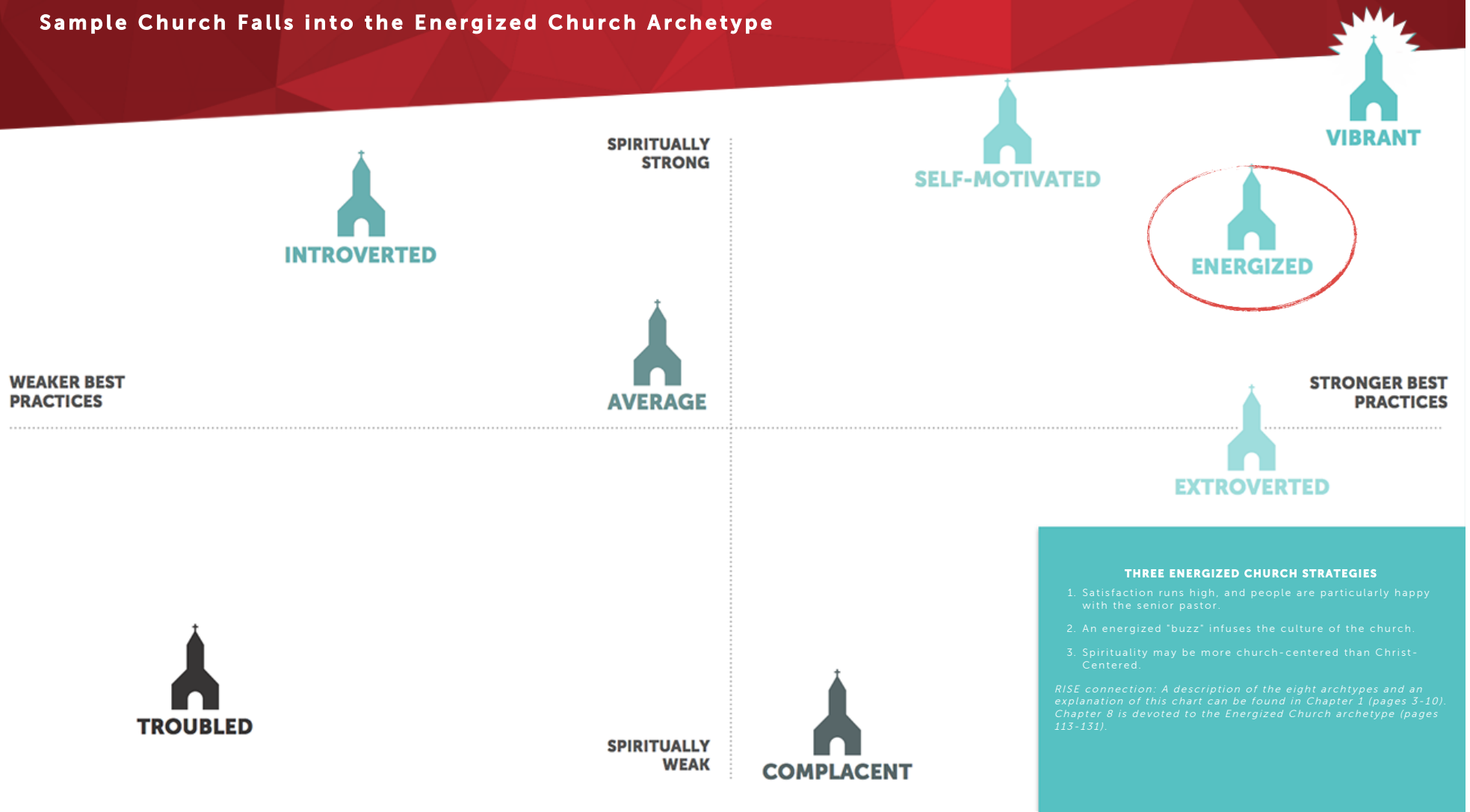
Database comparison is not available if sample size is less than 20.

Spiritual Vitality Index for Sample Church

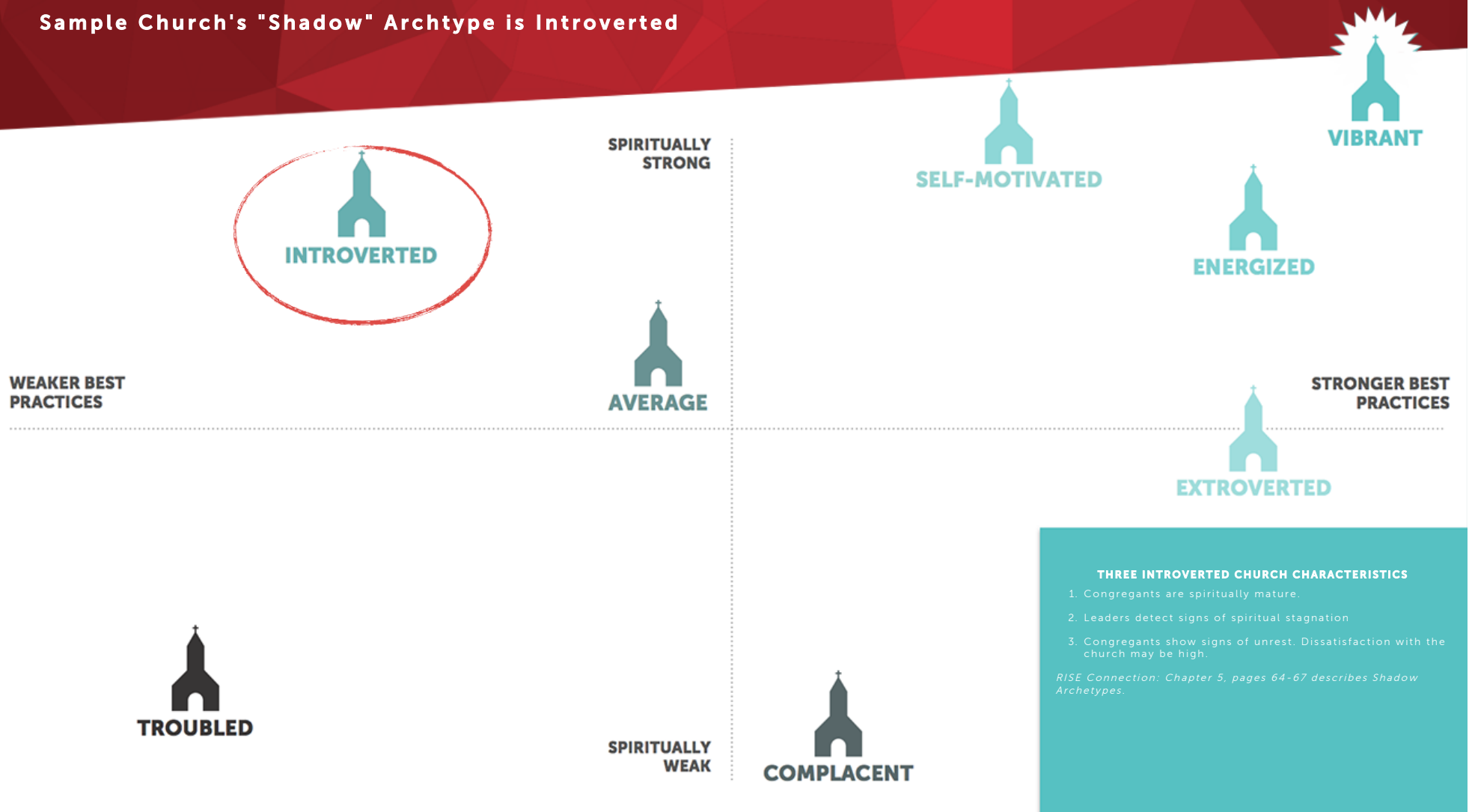


RISE connection: You can find a description of the Spiritual Vitality Index in Chapter 1, pages 6-8.

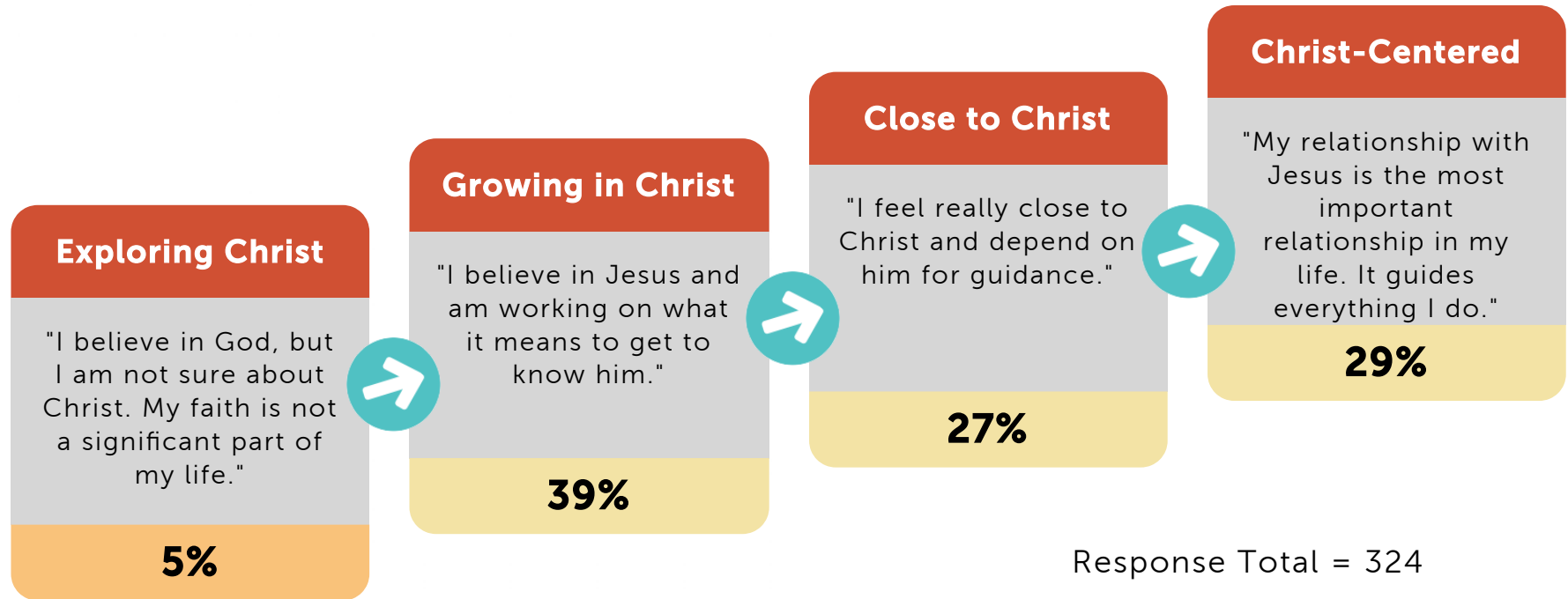
Sample Church Falls into the Energized Church Archetype



Sample Church's "Shadow" Archtype is Introverted



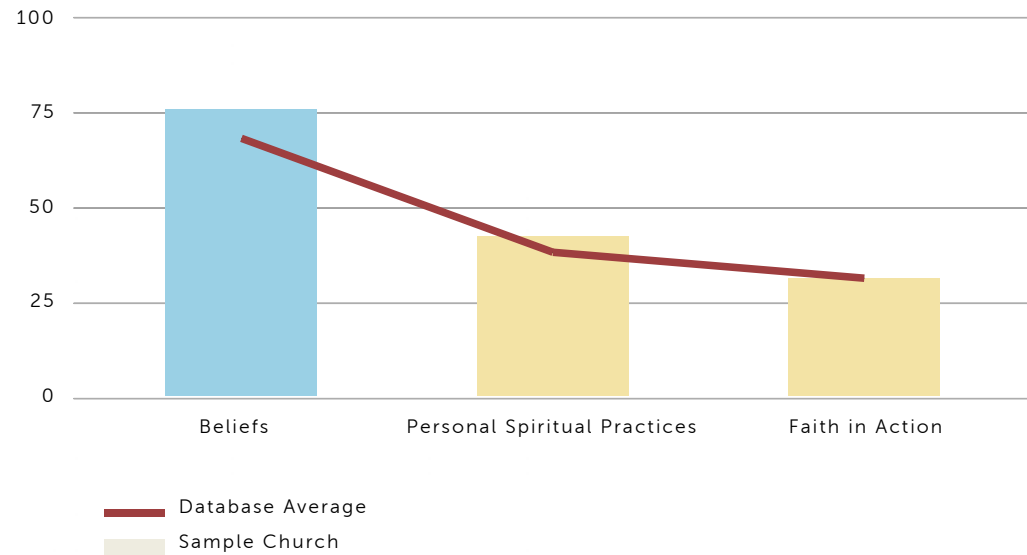
Sample Church's Spiritual Continuum



RISE connection: Chapter 1, pages 3-6, describes the four segments of the Spiritual Continuum.



Sample Church's Spiritual Growth Catalysts



*Scale 0-100 Measures to What Extent Your Congregation Demonstrates These Spiritual Growth Catalysts

[RISE connection: Chapter 1, pages 3-6, describes these three core groups of spiritual catalysts.](#)



Sample Church's Spiritual Beliefs in Total and by Segment

Key Spiritual Beliefs (% Who Very Strongly Agree)	Total	Exploring Christ	Growing in Christ	Close to Christ	Christ-Centered
Base Size	324	17	127	86	94
Salvation by Grace: I believe nothing I do or have done can earn my salvation.	73%	29%	61%	83%	90%
The Trinity: I believe the God of the Bible is the only true God-Father, Son and Holy Spirit.	92%	76%	87%	94%	99%
Authority of the Bible: I believe the Bible has decisive authority over what I say and do.	66%	12%	52%	74%	88%
Personal God: I believe God is actively involved in my life.	72%	29%	54%	84%	93%
Identity in Christ: I exist to know, love and serve God.	68%	18%	50%	76%	95%
Single-Mindedness: I desire Jesus to be first in my life.	65%	29%	43%	72%	94%
Eternity: I believe people who deliberately reject Jesus Christ as Savior will not be granted eternal life.	60%	35%	45%	64%	83%



Database comparison is not available if sample size is less than 20.

Sample Church's Spiritual Beliefs in Total and by Segment

Key Spiritual Beliefs (% Who Very Strongly Agree)	Total	Exploring Christ	Growing in Christ	Close to Christ	Christ-Centered
Base Size	324	17	127	86	94
Compassion: God calls me to be involved in the lives of the poor and suffering.	58%	12%	41%	66%	83%
Church: I believe I cannot grow as a Christian unless I am an active member of a local church.	34%	6%	24%	38%	49%
Humanity: I believe we are created in the image of God and therefore have equal value, regardless of race, religion, or gender.	81%	65%	72%	86%	90%
Stewardship: I believe a Christian should lead a sacrificial life that is not driven by the pursuit of material things.	58%	29%	42%	66%	77%



Database comparison is not available if sample size is less than 20.

Sample Church's Attitudes About Personal Spiritual Practices in Total and by Segment

Attitudes About Personal Spiritual Practices (% Who Very Strongly Agree)	Total	Exploring Christ	Growing in Christ	Close to Christ	Christ-Centered
Base Size	324	17	127	86	94
Worship: I thank God daily for who he is and what he is doing in my life.	43%	6%	31%	56%	54%
Prayer: I seek to grow closer to God by listening to him in prayer	27%	6%	14%	31%	46%
Bible Study: I study the Bible to know God, the truth, and to find direction for my life.	33%	0%	20%	29%	62%
Biblical Community: I allow other Christians to hold me accountable for my actions.	25%	0%	15%	33%	36%
Giving Away My Money: My first priority in spending money is to support God's work.	15%	0%	9%	10%	31%



Database comparison is not available if sample size is less than 20.

Sample Church's Personal Spiritual Practice Behaviors in Total and by Segment

Personal Spiritual Practice Behaviors	Total	Exploring Christ	Growing in Christ	Close to Christ	Christ-Centered
Base Size	324	17	127	86	94
Reflection on Scripture (Daily)	21%	6%	6%	16%	47%
Bible Reading (Daily)	25%	0%	14%	22%	47%
Prayer to Confess Sins (Daily)	31%	12%	24%	29%	47%
Prayer to Seek Guidance (Daily)	51%	12%	39%	59%	68%
Tithing (10% or More)	54%	12%	42%	66%	68%



Database comparison is not available if sample size is less than 20.

Sample Church's Faith-in-Action Attitudes in Total and by Segment

Faith-in-Action Attitudes (% Who Very Strongly Agree)	Total	Exploring Christ	Growing in Christ	Close to Christ	Christ-Centered
Base Size	324	17	127	86	94
Giving Away My Time: I give away my time to serve and help others in my community.	22%	0%	13%	31%	29%
Giving Away My Faith: I feel fully equipped to share my faith with people who do not attend church.	12%	0%	5%	15%	21%
Giving Away My Life: I am willing to risk everything that is important in my life for Jesus Christ.	22%	12%	9%	17%	45%
Spiritual Gifts: I know and use my spiritual gifts to fulfill God's purpose.	21%	6%	12%	26%	31%
Rapid Growth: I am in a season of rapid spiritual growth.	11%	6%	4%	15%	19%



Database comparison is not available if sample size is less than 20.

Sample Church's Faith-in-Action Behaviors in Total and by Segment

Faith-in-Action Behaviors	Total	Exploring Christ	Growing in Christ	Close to Christ	Christ-Centered
Base Size	324	17	127	86	94
Spiritual Friendships (Meet 1-2 Times a Month or More)	63%	18%	47%	79%	77%
Spiritual Mentors (Meet 1-2 Times a Month or More)	30%	6%	20%	38%	39%
Evangelism (6+ Spiritual Conversations with Non-Christians in the Last Year)	24%	6%	17%	28%	34%
Serving the Church (1-2 Times a Month or More)	60%	24%	50%	72%	69%
Serving Those in Need Through the Church (1-2 Times a Month or More)	27%	0%	20%	34%	36%
Serving Those in Need "On My Own" (1-2 Times a Month or More)	36%	12%	27%	45%	46%



Database comparison is not available if sample size is less than 20.

Sample Church's Spiritual Virtues in Total and by Segment

Spiritual Virtues (% Who Very Strongly Agree)	Total	Exploring Christ	Growing in Christ	Close to Christ	Christ-Centered
Base Size	324	17	127	86	94
Love: God's grace enables me to forgive people who have hurt me.	48%	18%	33%	56%	67%
Joy: I have inner contentment, even when things go wrong.	21%	6%	12%	28%	31%
Peace: I am not anxious about my life as I have an inner peace from God.	13%	6%	4%	10%	30%
Patience: I keep my composure, even when people or circumstances irritate me.	12%	6%	4%	14%	21%
Kindness: I am known as a person who speaks words of kindness to those in need of encouragement.	21%	12%	13%	22%	32%

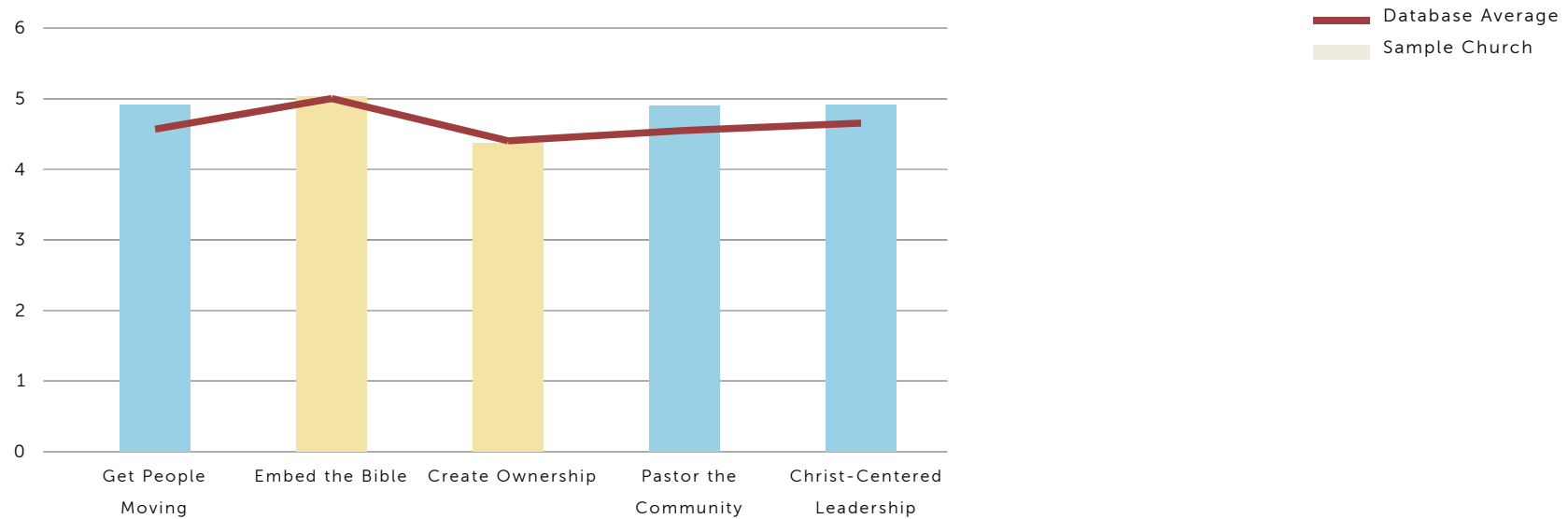
No normative comparisons are available for these items as this time.

Sample Church's Spiritual Virtues in Total and by Segment

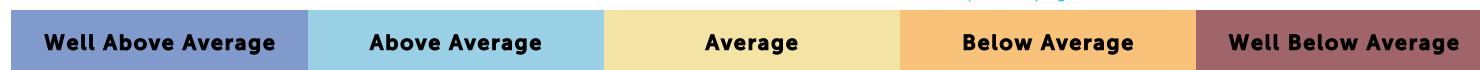
Spiritual Virtues (% Who Very Strongly Agree)	Total	Exploring Christ	Growing in Christ	Close to Christ	Christ-Centered
Base Size	324	17	127	86	94
Faithfulness: I take unpopular stands when my faith dictates.	19%	6%	8%	27%	28%
Gentleness: I am known for not raising my voice.	14%	6%	10%	12%	21%
Self-Control: I control my tongue.	9%	6%	5%	10%	13%
Hope: When I am in a crisis, I find hope in my faith in God.	42%	6%	24%	56%	61%
Humility: No task is too menial, if God calls me to it.	40%	6%	26%	45%	59%

No normative comparisons are available for these items as this time.

Sample Church's "Best Practices"



RISE connection: [Chapter 1, pages 6-8](#), describes these five Best Practices.



1=Disagree; 6=Very Strongly Agree

Does Sample Church "Get People Moving"? in Total and by Segment

Best Practice #1: "Get People Moving"	Total	Exploring Christ	Growing in Christ	Close to Christ	Christ-Centered
Base Size	324	17	127	86	94
Encourages me to take personal responsibility for my spiritual growth	5.07	4.47	4.91	5.08	5.37
Church leaders model and consistently reinforce how to grow spiritually	4.86	4.35	4.77	4.83	5.10
Challenges me to grow and take next steps spiritually	5.00	4.12	4.90	5.01	5.28
Provides a clear pathway that helps guide my spiritual growth	4.72	4.18	4.65	4.66	4.95



1=Disagree; 6=Very Strongly Agree
Database comparison is not available if sample size is less than 20.

Does Sample Church "Embed the Bible"? in Total and by Segment

Best Practice #2: "Embeds the Bible in Everything"	Total	Exploring Christ	Growing in Christ	Close to Christ	Christ-Centered
Base Size	324	17	127	86	94
Helps me understand the Bible in greater depth	4.89	4.47	4.81	4.86	5.10
Church teachers provide sound doctrine rooted in biblical accuracy	5.19	4.65	5.09	5.29	5.34
Helps me develop a prayer life that connects me with God regularly	4.31	3.82	4.20	4.30	4.57
Provides a worship service that is challenging and thought-provoking	5.23	4.82	5.21	5.23	5.34
* Consistently challenges me to engage with Scripture in new and interesting ways	4.90	4.41	4.83	4.91	5.06



1=Disagree; 6=Very Strongly Agree.

Database comparison is not available if sample size is less than 20.

*No normative comparison is available for this item as this time.

Does Sample Church "Create Ownership" in Total and by Segment

Best Practice #3: "Creates Ownership"	Total	Exploring Christ	Growing in Christ	Close to Christ	Christ-Centered
Base Size	324	17	127	86	94
Helps me develop relationships that encourage accountability	4.04	3.71	3.90	4.08	4.26
Helps me feel like I belong	4.39	4.29	4.24	4.44	4.54
Provides opportunities to grow spiritually through relationships with others	4.42	4.06	4.24	4.41	4.72
Sets clear expectations for what it means to be part of the church	4.79	4.00	4.57	4.94	5.09
Inspires such a sense of ownership that the church becomes an important part of who I am	4.63	3.82	4.34	4.80	5.02



1=Disagree; 6=Very Strongly Agree

Database comparison is not available if sample size is less than 20.

Does Sample Church "Pastor the Community" and Demonstrate "Christ-Centered Leadership" in Total and by Segment

Best Practice #4: "Pastor the Community"	Total	Exploring Christ	Growing in Christ	Close to Christ	Christ-Centered
Empowers me to go out "on my own" to make a significant impact on the lives of others	4.68	3.94	4.48	4.92	4.86
Promotes a strong serving culture recognized by the local community	5.10	4.41	4.93	5.26	5.31
Provides opportunities for me to serve those in need	4.91	4.59	4.83	5.08	4.93

Best Practice #5: "Christ-Centered Leadership"	Total	Exploring Christ	Growing in Christ	Close to Christ	Christ-Centered
Helps me develop a relationship with Jesus Christ	4.92	4.24	4.80	4.92	5.20
Church leaders maintain harmony, handle troublemakers, avert or resolve problems	4.91	4.59	4.82	4.92	5.07



1=Disagree; 6=Very Strongly Agree. Database comparison is not available if sample size is less than 20.

Sample Church's Church Activities: Participation and Satisfaction in Total and by Segment

Weekend Services	Total	Exploring Christ	Growing in Christ	Close to Christ	Christ-Centered
Base Size	324	17	127	86	94
Participation (3 or 4 Times Per Month)	89%	59%	84%	93%	97%
Satisfaction (% Extremely or Very Satisfied)	83%	71%	87%	78%	84%

Small Groups	Total	Exploring Christ	Growing in Christ	Close to Christ	Christ-Centered
Participation (1-2 Times Per Month or More)	62%	18%	53%	72%	74%
Satisfaction (% Extremely or Very Satisfied)	55%	75%	53%	57%	55%



Database comparison is not available if sample size is less than 20.

Sample Church's Overall Satisfaction & Barriers to Growth in Total and by Segment

	Total	Exploring Christ	Growing in Christ	Close to Christ	Christ-Centered
Base Size	324	17	127	86	94
Overall Satisfaction with the Church's Role in Spiritual Growth (% Extremely or Very Satisfied)	65%	41%	61%	70%	71%
Satisfaction with the Senior Pastor's Effectiveness (% Extremely or Very Satisfied)	86%	71%	87%	90%	85%

	Total	Exploring Christ	Growing in Christ	Close to Christ	Christ-Centered
Dissatisfaction with the Church's Role in Spiritual Growth (% Dissatisfied, Somewhat Dissatisfied, or Somewhat Satisfied)	11%	29%	11%	9%	10%
Percentage Who Say They Are Spiritually Stalled	11%	35%	17%	5%	4%
Percentage Who Are "Unsure, Probably or Definitely" Leaving the Church	6%	12%	6%	2%	9%




Database comparison is not available if sample size is less than 20.

These Five Benefits Received the Lowest Satisfaction Ratings from Your Dissatisfied Congregants.

■ = Database Average

These Five Church Benefits Received the Lowest Satisfaction Ratings from Your Dissatisfied Congregants.

Your Dissatisfied Congregants' Satisfaction Ratings



1=Disagree; 6=Very Strongly Agree.

Next Steps for the Energized Church

