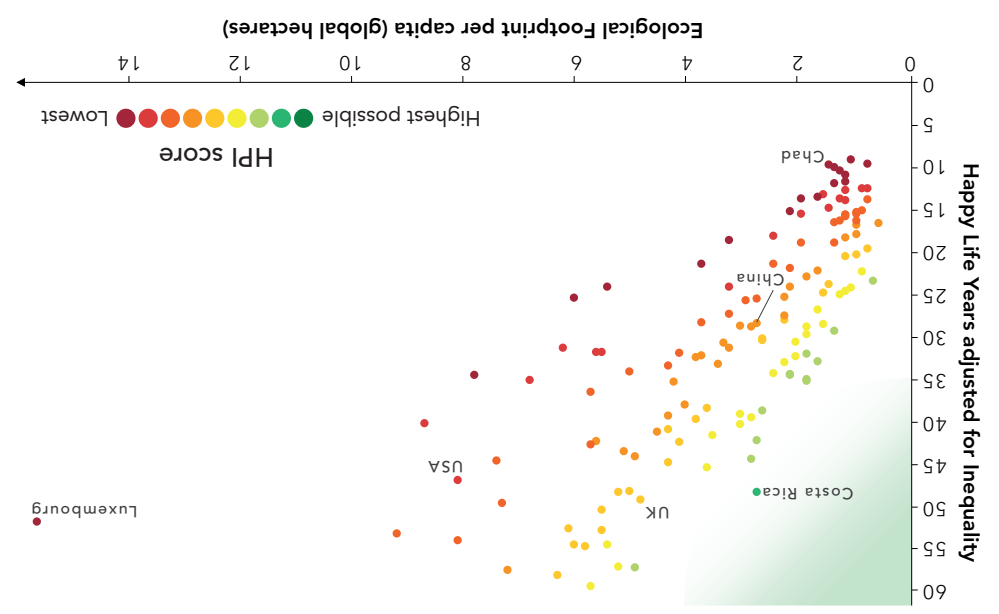
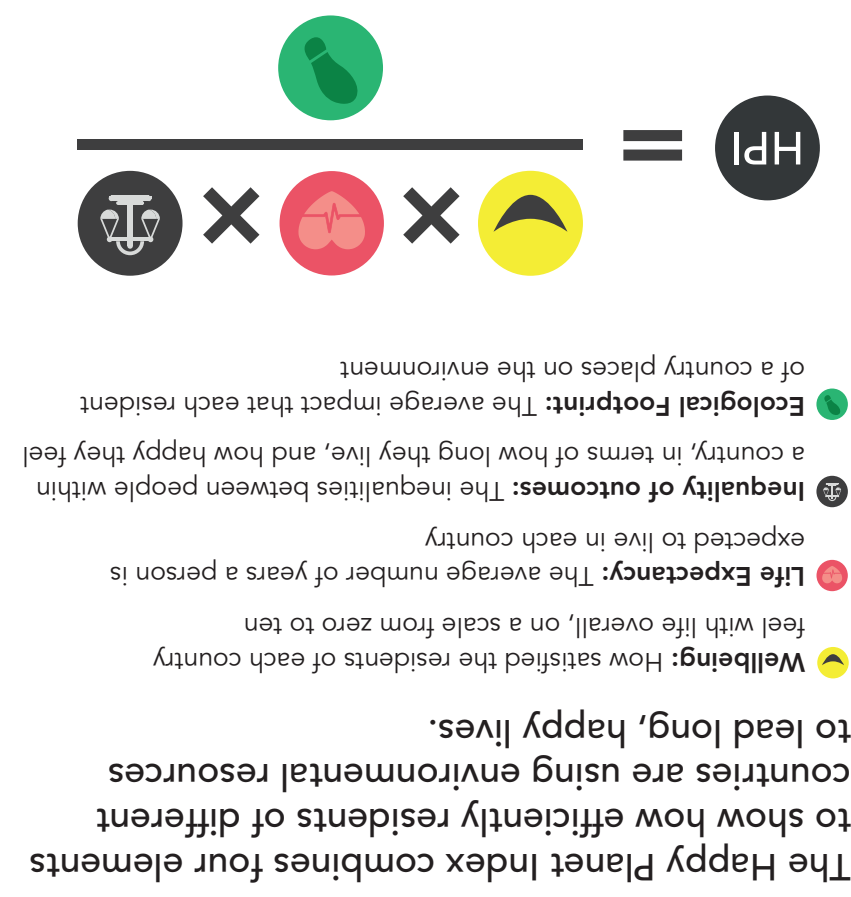



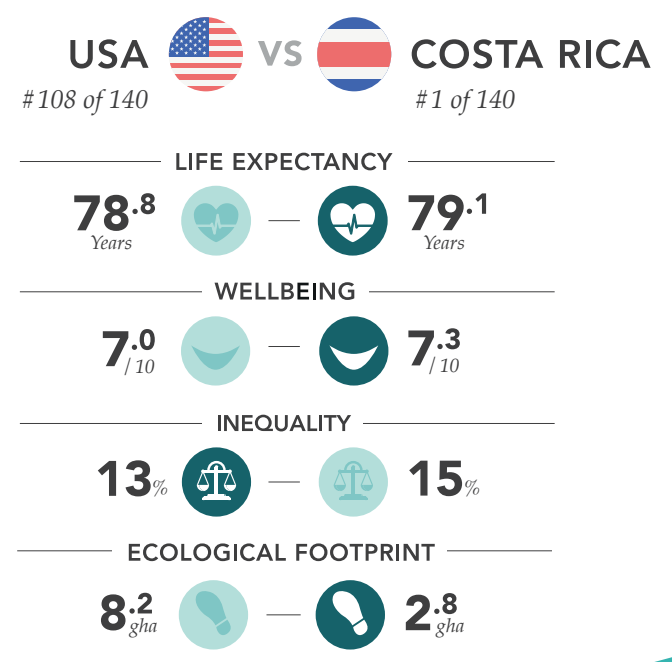
It tells us how well nations are doing at achieving long, happy, sustainable lives. Wealthy Western countries, often seen as the standard of success, do not rank highly on the Happy Planet Index. Instead, several countries in Latin America and the Asia Pacific region lead the way by achieving high life expectancy and wellbeing with much smaller Ecological Footprints. The Happy Planet Index provides a compass to guide nations, and shows that it is possible to live good lives without costing the Earth.

The Happy Planet Index measures what matters: sustainable wellbeing for all.



Each country's wellbeing, life expectancy, and inequality of outcomes scores have been combined into a single measure of Happy Life Years, and plotted against Ecological Footprint. The green area on the map marks the region where high Happy Life Years and a sustainable Ecological Footprint meet.

HOW COUNTRIES COMPARE



The Happy Planet Index reveals that people living in Costa Rica live longer and have higher wellbeing than people living in the USA. And they manage to achieve that with an Ecological Footprint that's a fraction of the size.

HAPPY PLANET INDEX



SEE HOW YOUR COUNTRY COMPARES



Visit the website to explore the data:
www.happyplanetindex.org



HAPPY PLANET INDEX



Good lives don't have to cost the Earth

**HAPPY
PLANET
INDEX**



TOP 15 COUNTRIES

Rank /140	Country	HPI	Life Expectancy (years)	Wellbeing (out of 10)	Ecological Footprint (global hectares/person)	Inequality of outcomes
1 st	COSTA RICA	44.7	79.1	7.3	2.8	15%
2 nd	MEXICO	40.7	76.4	7.3	2.9	19%
3 rd	COLOMBIA	40.7	73.7	6.4	1.9	24%
4 th	VANUATU	40.6	71.3	6.5	1.9	22%
5 th	VIETNAM	40.3	75.5	5.5	1.7	19%
6 th	PANAMA	39.5	77.2	6.9	2.8	19%
7 th	NICARAGUA	38.7	74.3	5.4	1.4	25%
8 th	BANGLADESH	38.4	70.8	4.7	0.7	27%
9 th	THAILAND	37.3	74.1	6.3	2.7	15%
10 th	ECUADOR	37.0	75.4	6.0	2.2	22%
11 th	JAMAICA	36.9	75.3	5.6	1.9	21%
12 th	NORWAY	36.8	81.3	7.7	5.0	7%
13 th	ALBANIA	36.8	77.3	5.5	2.2	17%
14 th	URUGUAY	36.1	76.9	6.4	2.9	18%
15 th	SPAIN	36.0	82.2	6.3	3.7	10%

COSTA RICA ★

Strong social networks, investment in health and education and a deep connection to nature may help explain why Costa Ricans are happier and live longer than the residents of most rich nations. A national commitment to environmental protection and use of renewable energy also keeps Costa Rica's Ecological Footprint small.

1st of 140

NORWAY ★

Universal healthcare and free education might be one reason that Norway's wellbeing and life expectancy scores are both high and some of the most equal in the world. But while Norway's Ecological Footprint is small for Europe, it's still almost three times bigger than the Earth can sustain.

12th of 140

KEY

HPI Score
 Highest possible Lowest

Happy Planet Index score
 Life Expectancy (years)
 Wellbeing (out of 10)
 Ecological Footprint (global hectares/person)
 Inequality of outcomes

