

Osc

Analog Oscillator



Description

Osc is a voltage controlled, analog oscillator with an extremely wide frequency range. Simultaneous outputs for sine, triangle, sawtooth, and square waveforms are provided, as well as CV inputs for FM and sync. If you're looking for fat analog waveforms or super clean sine waves, Osc has it all.

Table of Contents

Installation/Specifications	4
Osc	5
General Functions Overview	6

Installation

To install, locate 2 HP of space in your Eurorack case and confirm the positive 12 volts and negative 12 volts sides of the power distribution lines.

Plug the connector into the power distribution board of your case, keeping in mind that the red band corresponds to negative 12 volts.

In most systems the negative 12 volt supply line is at the bottom.


The power cable should be connected to the Osc with the red band facing the bottom of the module.

Specifications

Format: 2 HP Eurorack module

Depth: 40mm (Skiff Friendly)

Max Current: +12V = 34mA
-12V = 35mA



General Functions Overview

1. COARSE:

Coarse tune frequency control

Oscillator range = 2.7 Hz to 20 kHz

2. FINE:

Fine tune frequency control

3. 1V/OCT:

1V/Oct control voltage input

Control voltage is added to the knob position

4. FM:

Linear frequency modulation control voltage input

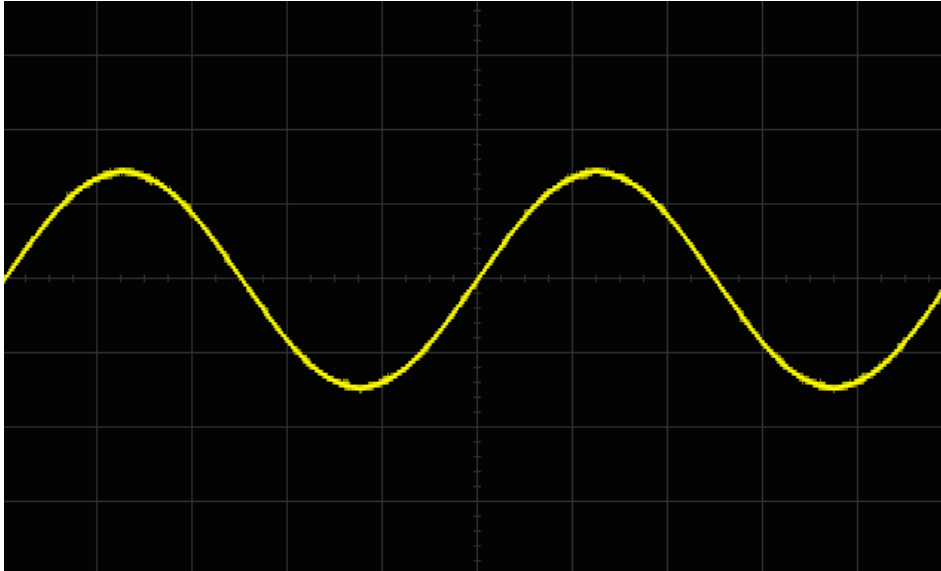
5. SYNC:

Phase synchronization control voltage input (Hard Sync)

Inserting a hard edge signal (Square, Pulse, or Sawtooth) will reset the phase of the Osc

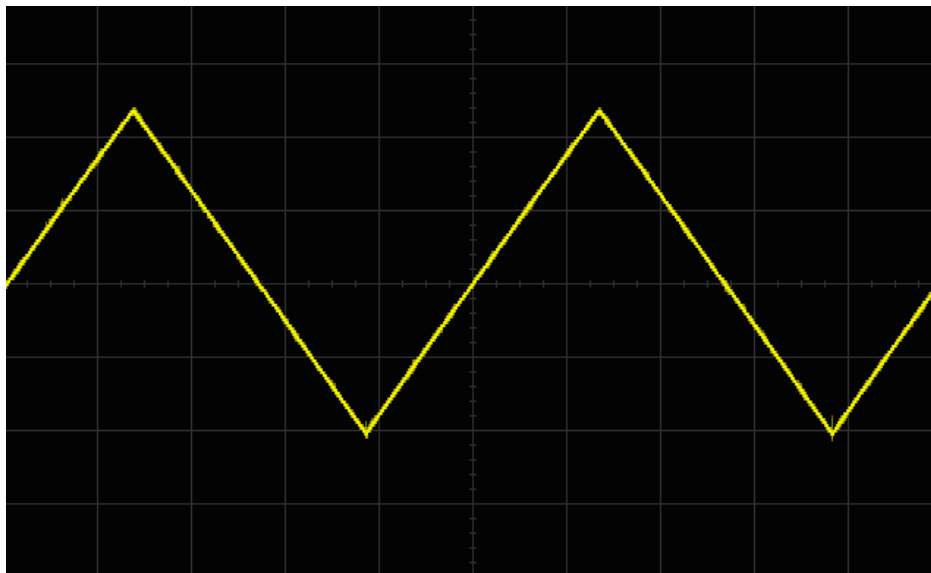
6. SINE:

Sine wave output



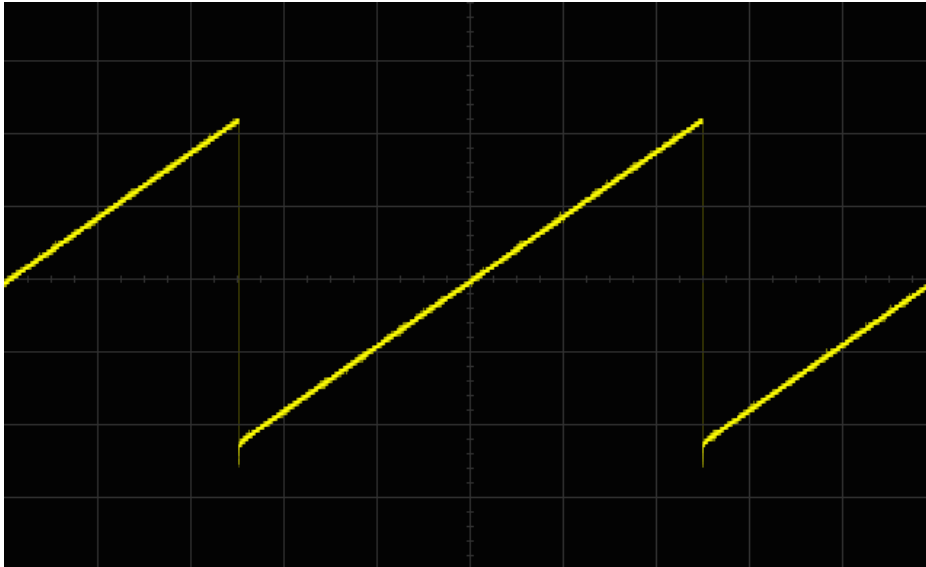
7. TRIANGLE:

Triangle wave output



8. SAWTOOTH:

Sawtooth wave output



9. SQUARE:

Square wave output

