

## **Chester County Decade to Doorways 2015 Data Report**

**January 1, 2015 – December 1, 2015**

### **Emergency Shelter: Individual & Family**

#### **Overview**

The 2015 Chester County Decade to Doorways report for Individual and Family Emergency Shelter reflected a total of 1,055 persons served.

#### **Individual Emergency Shelter**

- 565 persons were served in the individual emergency shelters.
- Within the Individual Emergency Shelters, 71% persons served were male and 44% of the persons served were between ages 45-61.
- Within the Emergency Shelter System, 38% of persons entering the individual emergency shelters were living with a family and friend prior to entering. 13% of people were going from emergency shelter to emergency shelter, and 11.6% of individuals that lost their rental unit.
- 59% of Individual Emergency Shelter exits were to destinations that were not permanent. The percentage of exits to permanent housing from Individual Emergency Shelter was lower at 41%. 77% of these permanent housing exits were 'Rental By Client, No Ongoing Housing Subsidy'.

#### **Family Emergency Shelter**

- 490 persons were served in the family emergency shelters.
- In the Family Emergency Shelter, 54% of the children served were from 0 to 5 years of age. The adult gender breakdown within the Family Emergency Shelters is females being 77%, and males being 23%\*. 60% of family shelter parents are under the age of 35.
- 57% of persons entering the family emergency shelters were living with a family and friend prior to entering.
- In regards to Permanent Housing exits from Family Emergency Shelter, 66% of total exits were to permanent housing, with 77% of permanent housing exits were to rentals with subsidies.

**Individual Emergency Shelter Information:**

- Good Samaritan Emergency Shelter – Single Men – 7 beds
- Safe Harbor of Chester County Emergency Shelter– Single Men and Single Women – 40 beds
- WC Atkinson Emergency Shelter – Single Men – 22 beds

**Family Emergency Shelter Information:**

- Community, Youth and Women’s Alliance Emergency Shelter (CYWA) – Families – 25 beds
- Friends Association Emergency Shelter – Families – 21 beds
- Open Hearth Gateway Program (Emergency Hotel Vouchers for Families and Individuals)\*

**Key Information to Note:**

Permanent Housing: Clients exits to permanent housing are measured using ‘2014 HMIS Data Standards’. Permanent Housing categories include: ‘Owned by client, no ongoing housing subsidy’, ‘Owned by client, with ongoing housing subsidy’, ‘Permanent housing for formerly homeless persons’, ‘Rental by client, no ongoing housing subsidy’, ‘Rental by client, with VASH housing subsidy’, ‘Long Term Care Facility or Nursing Home’, ‘Rental by client, with other ongoing housing subsidy’, ‘Staying or living with family, permanent tenure’, and ‘Staying or living with friends, permanent tenure’.

All demographic data in this report was compiled using the last transaction per client for entry/exits, services and/or shelter stays.

All exit destination information was compiled using a basic count of the exit destinations recorded for an exit record within the specified time frame.

CCCIMS = Chester County Client Information Management System

Age breakdown is based on HUD Data Dictionary Demographics

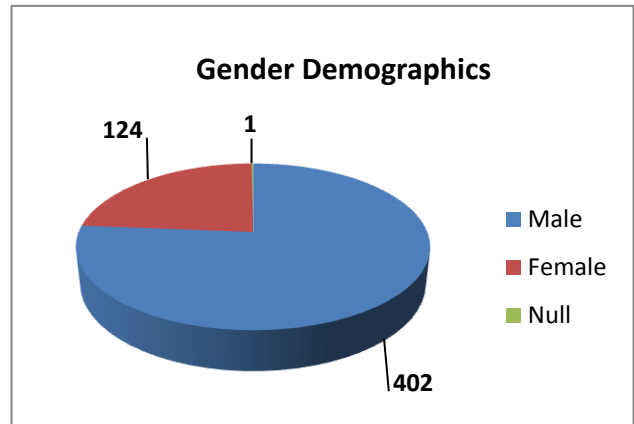
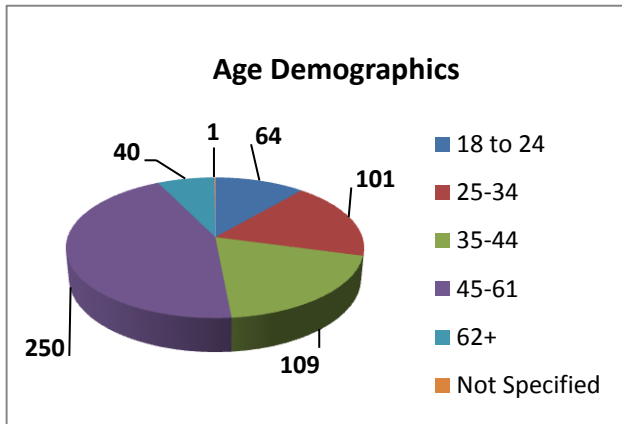
HUD-VASH Program: Combines Housing Choice Voucher (HCV) rental assistance for homeless Veterans with case management and clinical services provided by the Department of Veterans Affairs (VA). VA provides these services for participating Veterans at VA medical centers (VAMCs) and community-based outreach clinics.

\*The Open Hearth Gateway Program is an Emergency Hotel Voucher program that is now being included in D2D reporting as emergency shelter for families and individuals.

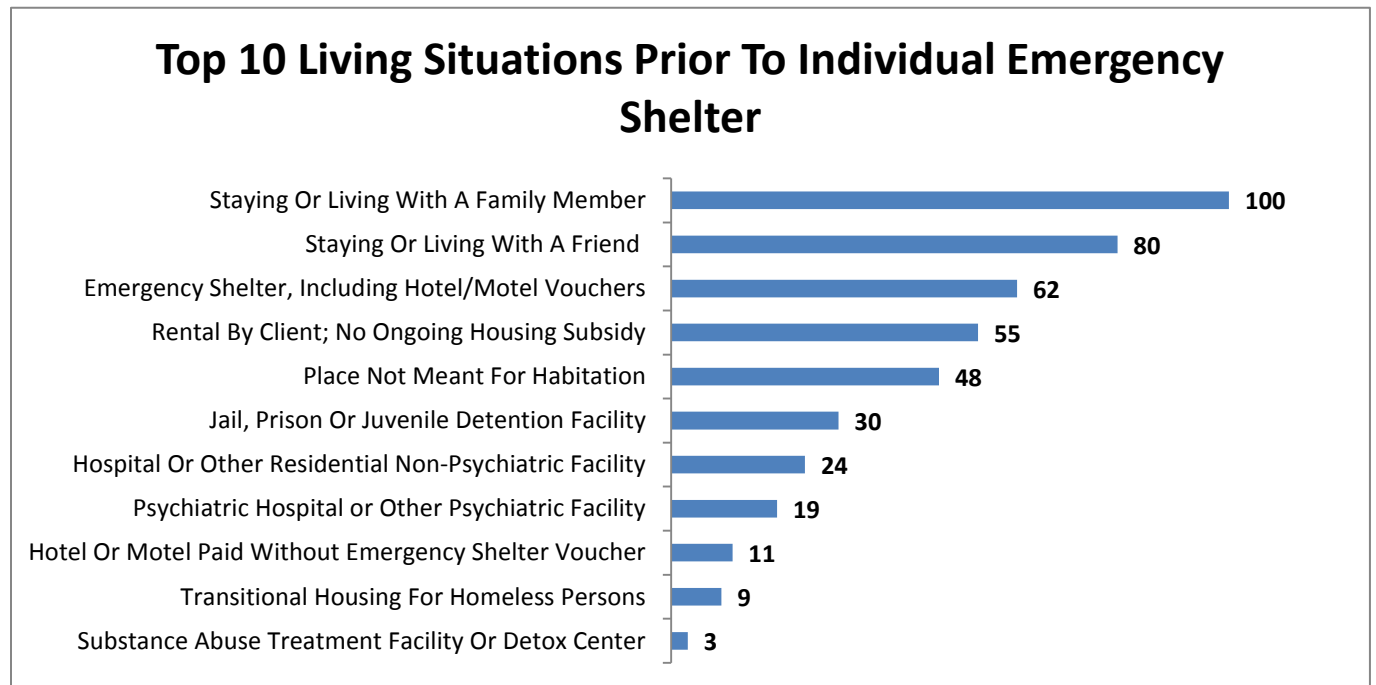
## EMERGENCY SHELTER: Individual Shelter

**565 Persons Served From January 1, 2015 – December 31, 2015**

**(472 - Good Samaritan, Safe Harbor, W.C. Atkinson; 93 – Open Hearth Gateway Hotel Vouchers)**

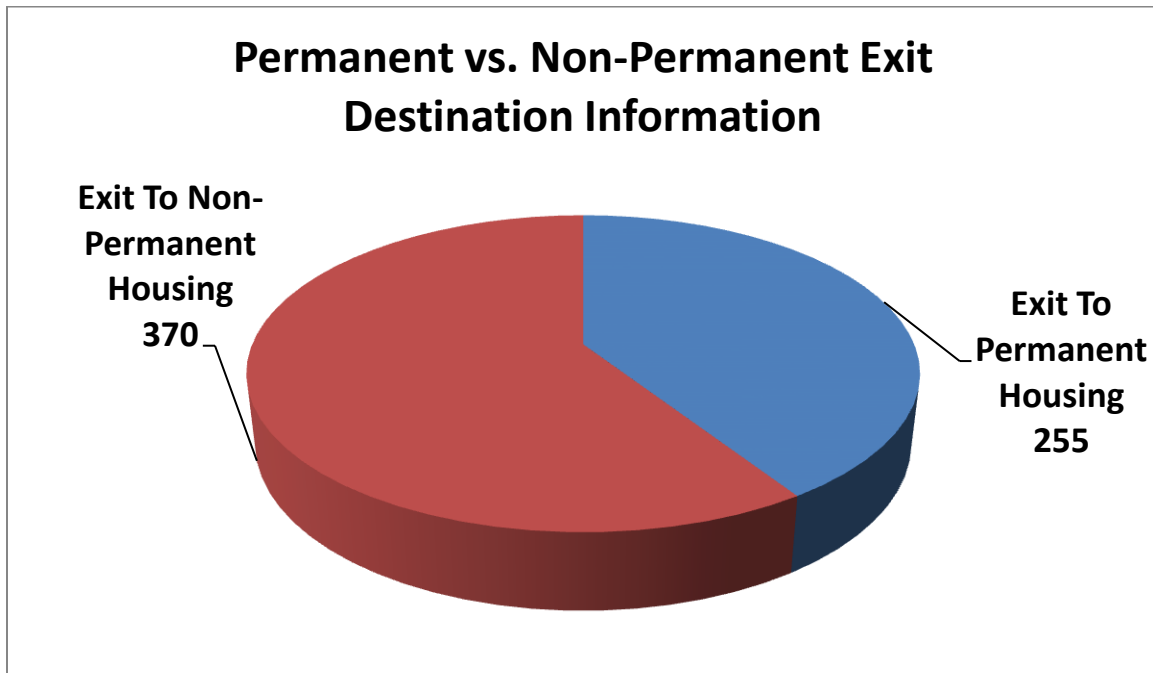


Open Hearth Gateway numbers are only reflected in age and gender demographics.



## Emergency Shelter for Individuals Exit Destination Information

Between January 1, 2015 to December 31, 2015, there were 625 total exits from Individual Emergency Shelter. There were 41% of exits were to Permanent Housing and 59% of exits were to destinations that were not permanent.



**Exits To Permanent Housing: 255**

Exit Destination	Number of Exits
Rental by Client, No Ongoing Subsidy	197
Staying Or Living With Family (Permanent)	27
Rental By Client With Other Ongoing Housing Subsidy	10
Staying Or Living With Friends (Permanent)	9
Permanent Housing for Formerly Homeless Persons	4
Rental By Client, With VASH Subsidy	3
Long-Term Care Facility Or Nursing Home	3
Owned By Client, No Ongoing Housing Subsidy	2

**Exits To Non-Permanent Housing: 370**

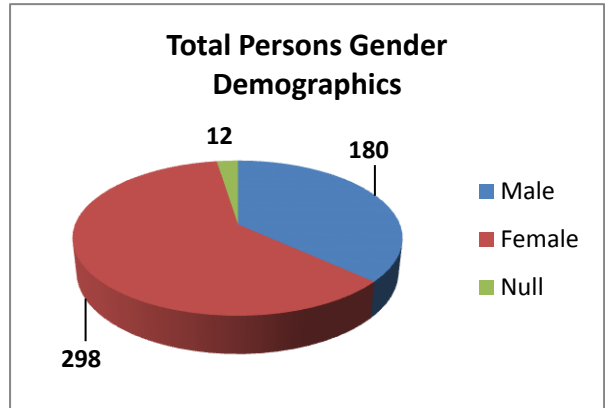
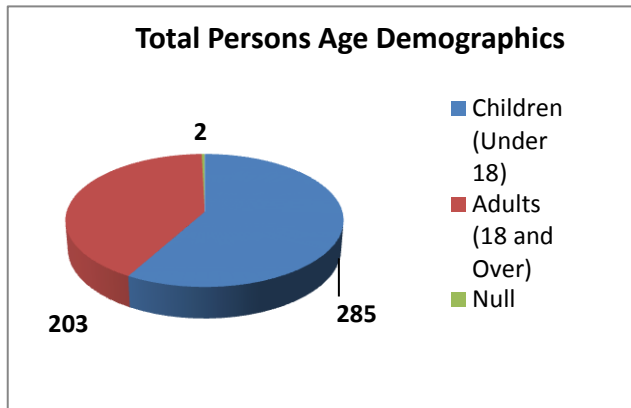
<b>Exit Destination</b>	<b>Number of Exits</b>
No Exit Interview Completed	147
Data Not Collected	63
Transitional Housing	26
Staying With Family (Temporary)	23
Client Doesn't Know	19
Emergency Shelter, Including Hotel Or Motel Paid For With Emergency Shelter Voucher	17
Staying With Friends (Temporary)	14
Other	14
Place Not Meant For Habitation	10
Various Destinations*	37

\*Various destinations include: 'Psychiatric Hospital Or Other Psychiatric Facility', 'Client Refused', 'Hospital Or Other Non-Psychiatric Medical Facility', 'Jail, Prison, Or Juvenile Detention Facility', 'Substance Abuse Treatment Facility or Detox Center', 'Hotel Or Motel Paid For Without Emergency Shelter Voucher', 'Safe Have', and 'Deceased'.

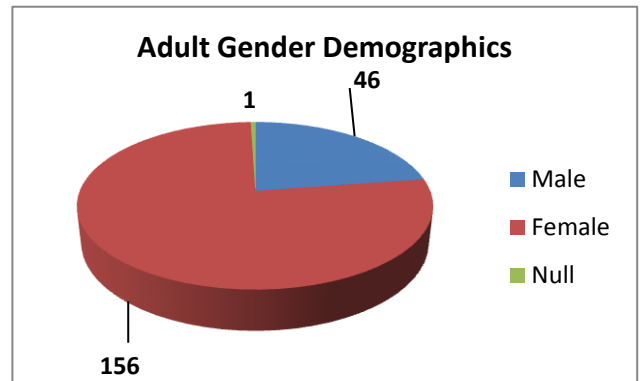
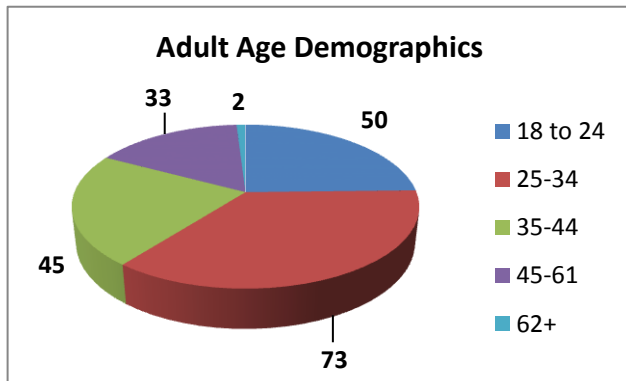
## EMERGENCY SHELTER: Family Shelter

490 Persons Served From January 1, 2015-December 31, 2015

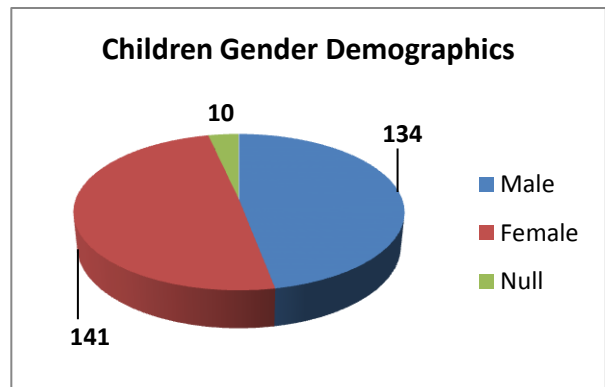
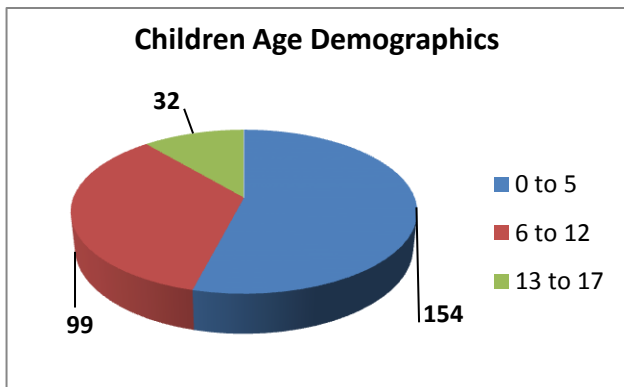
(332 - CYWA, Friends Association; 158 - Open Hearth Gateway)



Adults Housed in Family Emergency Shelter: 203

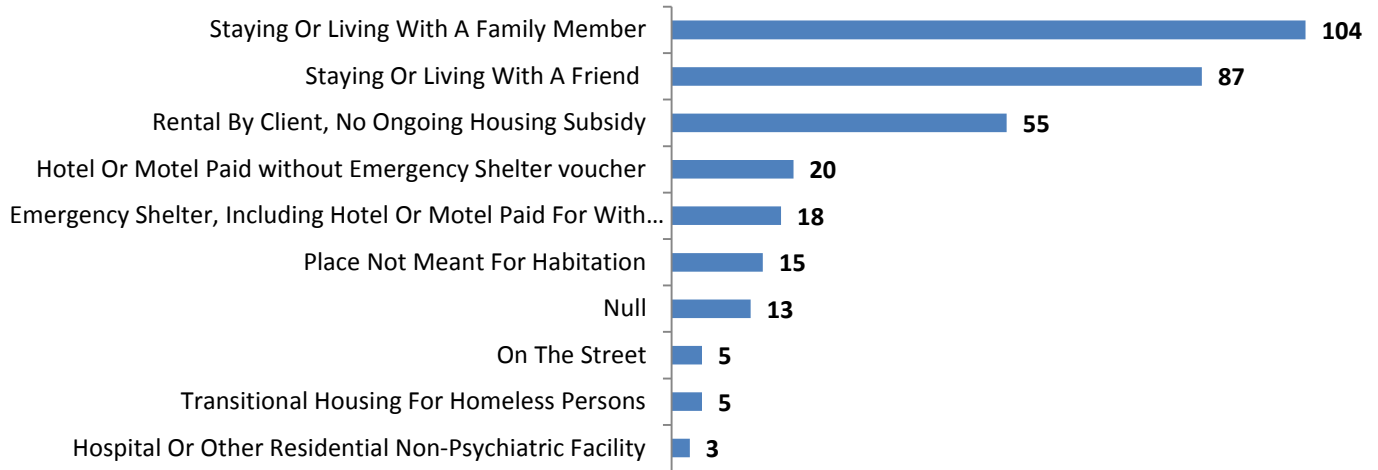


Children Housed in Family Emergency Shelter: 285



Open Hearth Gateway numbers are only reflected in age and gender demographics.

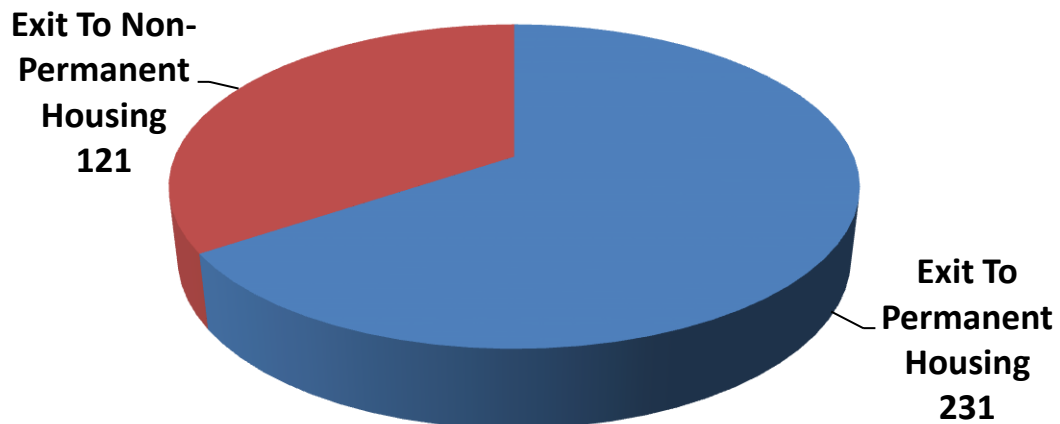
### Top 10 Living Situations Prior To Family Emergency Shelter



### Family Emergency Shelter Exit Destination Information

Between January 1, 2015 and December 31, 2015, there were 352 total exits from Family Emergency Shelter. There were 66% of exits were to Permanent Housing and 34% of exits were to destinations that were Non-Permanent.

### Permanent vs. Non-Permanent Exit Destination Information



**Exits to Permanent Housing: 231**

<b>Exit Destination</b>	<b>Number of Exits</b>
Rental By Client, With Other Ongoing Housing Subsidy	178
Staying Or Living With Family (Permanent)	24
Rental By Client, No Ongoing Housing Subsidy	21
Staying Or Living With Friends (Permanent)	8

**Exits to Non-Permanent Housing: 121**

<b>Exit Destination</b>	<b>Number of Exits</b>
Emergency Shelter, Including Hotel Or Motel With Emergency Shelter Voucher	48
Transitional Housing For Homeless Persons	24
Client Doesn't Know	13
No Exit Interview Completed	13
Substance Abuse Treatment Facility Or Detox Center	7
Various Destinations*	16

\*Various Destinations include 'Client Refused', 'Other', Staying or Living with Family or Friends (Temporary)'.