

2016 Summer Point-in-Time Count Report

Homelessness in Chester County, Pennsylvania

July 11, 2016

Overview

The Chester County Department of Community Development (DCD) facilitated its first Summer Point-in-Time Count on Wednesday June 22, 2016. This was a special project directed by DCD that aimed to provide a more accurate picture of homelessness in our community than our annual Winter Point-in-Time (PIT) Count.

528

The total number of unsheltered and sheltered people experiencing homelessness

Unsheltered Count

DCD verifies how the unsheltered homeless population are identified in the count, as defined at 24 CFR 578.3 of the Homeless Definition Final Rule:

“An individual or family with a primary nighttime residence that is a public or private place not designed for or ordinarily used as a regular sleeping accommodation for human beings, including a car, park, abandoned building, bus or train station, airport, or camping ground.” Youth under age 18 and ages 18 to 24 who meet this definition are categorized as homeless.

Unsheltered Count Findings

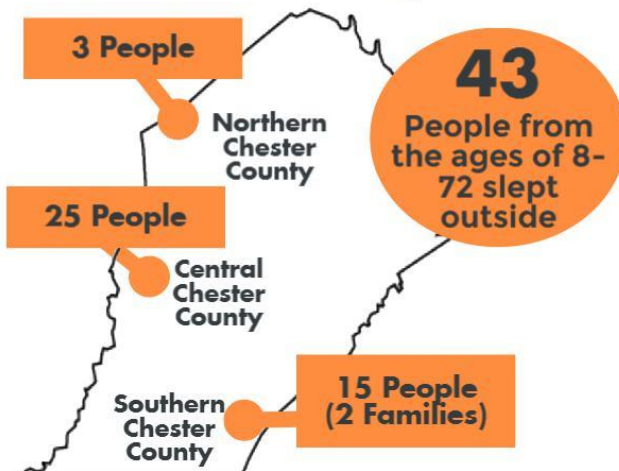


Figure 1. This map displays the number of unsheltered people counted experiencing homelessness. The following is a breakdown of the number of people counted in each location.

Northern Chester County: Phoenixville (1 person counted), Malvern (1 person counted), and Honey Brook (1 person counted)

Central Chester County: West Chester (23 people counted), Coatesville (1 person counted), and Downingtown (1 person counted)

Southern Chester County: Kennett Square (5 people counted), Avondale (4 people counted), Oxford (5 people counted) and Nottingham (1 person counted)

Unsheltered Count Methodology

Residents and informative partners including but not limited to personnel from police departments, libraries, social services organizations, and food cupboards were targeted to obtain information regarding known sleeping locations for individuals and families experiencing homelessness.

Outreach Subcommittee Volunteers confirmed and helped to identify locations where individuals and families experiencing homelessness reside.

Maps were created with GIS software that displayed predetermined areas for the street count volunteers to canvass.

Teams were strategically formed by including individuals with a background in case management and/or working with people experiencing homelessness. A majority of the individuals who participated were returning volunteers.

Volunteers were given an overview of the reason for the count and the methods being used, instructed how to count and record persons observed, reviewed in detail the survey questionnaire and best practices for administering the survey, and were provided survey practice opportunities and a question and answer session.

9 teams of trained volunteers canvassed the predetermined areas and surveyed individuals and families experiencing homelessness on Wednesday, June 22, 2016, from 4:00am-6:00am.

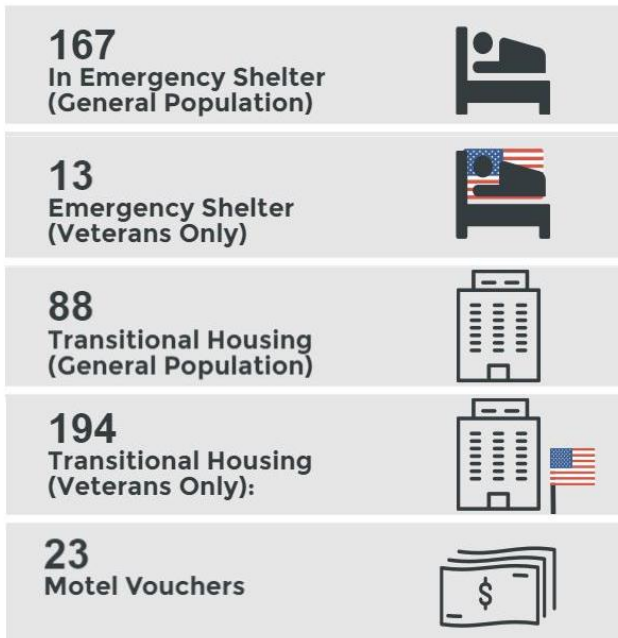
Sheltered Count

DCD verifies how the sheltered homeless population identified in the count, as defined at 24 CFR 578.3 of the Homeless Definition Final Rule:

“An individual or family living in a supervised publicly or privately operated shelter designated to provide temporary living arrangement (including congregate shelters, transitional housing, and hotels and motels paid for by charitable organizations or by federal, state, or local government programs for low-income individuals).” Youth under age 18 and ages 18 to 24 who meet this definition are categorized as homeless.

Sheltered Count Findings

485 People Counted



For more information on the Point-in-Time Count, please visit the following websites: www.decadetodoorways.org and www.facebook.com/chescopit/

CONTACT:
Lauren Hutzel
Decade to Doorways Administrator
(610) 344-6900
lhutzel@chesco.org



Sheltered Count Methodology

DCD staff generated a report from their Chester County Client Information Management System (CCCIMS).



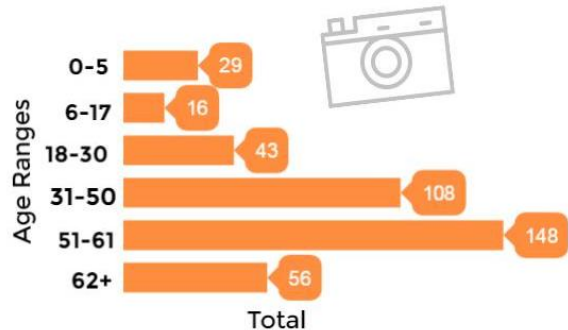
For provider agencies that do not collect data using CCCIMS were contacted to obtain the count of individuals sheltered at their programs.



DCD staff confirmed their numbers reported in the system with the emergency shelters and transitional housing providers.

Snapshot of Age

Age Breakdown of the Sheltered and Unsheltered Population Experiencing Homelessness



Notes regarding the age breakdown:

(1) Age is not known for 8 people

(2) The following providers are included in the overall count total; however, are not included in the age breakdown:

- City Gate Mission
- Domestic Violence Center of Chester County
- Open Hearth (Gateway- Motel Subsidy Program)
- Family Promise of Southern Chester County
- St. Mary's Franciscan Shelter for Homeless Families
- The House: Phoenixville Women's Outreach