

2018 Point in Time Count Report

Homelessness in Chester County, Pennsylvania

January 25, 2018

Overview

In the early morning hours of **January 25, 2018**, the Chester County Department of Community Development (DCD) facilitated the 2018 Point in Time Count, a national effort sponsored by the U.S. Department of Housing and Urban Development (HUD). The purpose of this initiative is to determine the number of people currently experiencing homelessness on a given night, to better understand homelessness in Chester County and across the nation, and to support Decade to Doorways, our community's plan to prevent and end homelessness.

Data from the count is included in the Annual Homeless Assessment Report (AHAR), which is presented annually to Congress.

555

The total number of sheltered and unsheltered people experiencing homelessness.

Unsheltered Count

DCD verifies how the unsheltered homeless population is identified in the count, as defined at 24 CFR 578.3 of the Homeless Definition Final Rule:

“An individual or family with a primary nighttime residence that is a public or private place not designed for or ordinarily used as a regular sleeping accommodation for human beings, including a car, park, abandoned building, bus or train station, airport, or camping ground.” Youth under age 18 and ages 18 to 24 who meet this definition are categorized as homeless.

Unsheltered Count Data



Figure 1. This map displays the number of unsheltered individuals who were counted.

Unsheltered Count Methodology

Residents and informative partners including but not limited to personnel from police departments, libraries, social services organizations, and food cupboards were asked to provide information regarding known sleeping locations for individuals and families experiencing homelessness.

Staff from the Department of Community Development distributed a "One Night Survey Reporting Form" to be completed on the night of the count to organizations and businesses in Chester County, including but not limited to hospitals, convenience stores, supermarkets, mental health facilities, libraries, and police stations.

Maps were created that displayed predetermined locations to be canvassed by street count volunteers during the count.

Volunteers with a background in case management or who have previously worked with individuals experiencing homelessness were recruited and strategically organized into teams. A total of 32 volunteers were divided into 9 teams.

Volunteers were given an overview of the reason for the count and the methods being used and received training on how to observe and survey individuals experiencing homelessness.

The 9 teams of skilled, trained volunteers canvassed priority locations throughout Chester County from 1:00 to 4:00 am on Thursday, January 25. The teams identified a total of 13 individuals as fitting the criteria of "unsheltered."

Sheltered Count

DCD verifies how the sheltered homeless population is identified in the count, as defined at 24 CFR 578.3 of the Homeless Definition Final Rule:

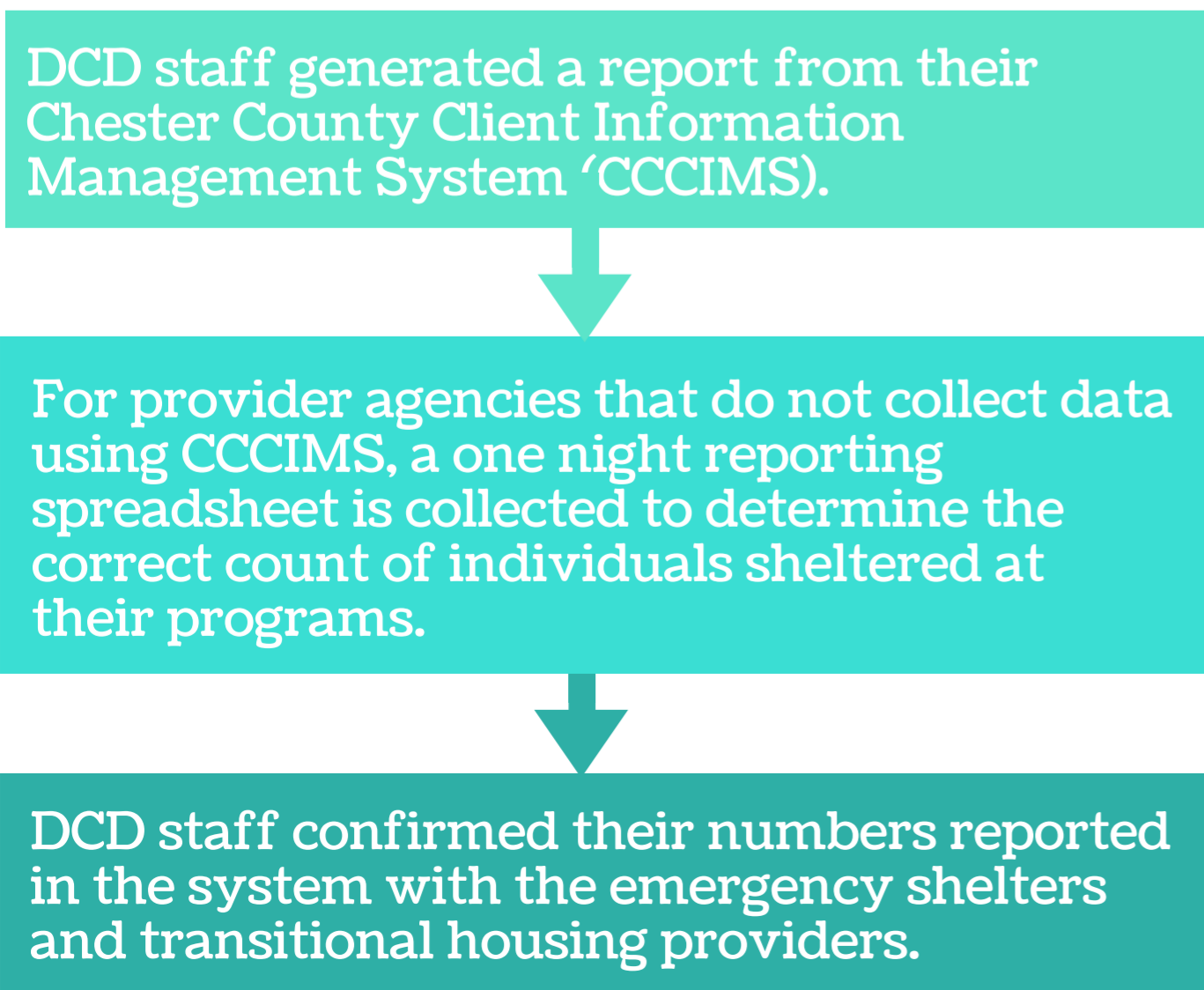
“An individual or family living in a supervised publicly or privately operated shelter designated to provide temporary living arrangement (including congregate shelters, transitional housing, and hotels and motels paid for by charitable organizations or by federal, state, or local government programs for low-income individuals).” Youth under age 18 and ages 18 to 24 who meet this definition are categorized as homeless.

Sheltered Count Data

Emergency Shelter (General Population)	181
Emergency Shelter (Motel Vouchers -Veterans)	5
Emergency Shelter (Domestic Violence)	6
Emergency Shelter (Motel Vouchers)	59
Emergency Shelter (Code Blue)	4
Transitional Housing (General Population)	30
Transitional Housing (Veterans)	213
Transitional Housing (Domestic Violence)	44
TOTAL	**542

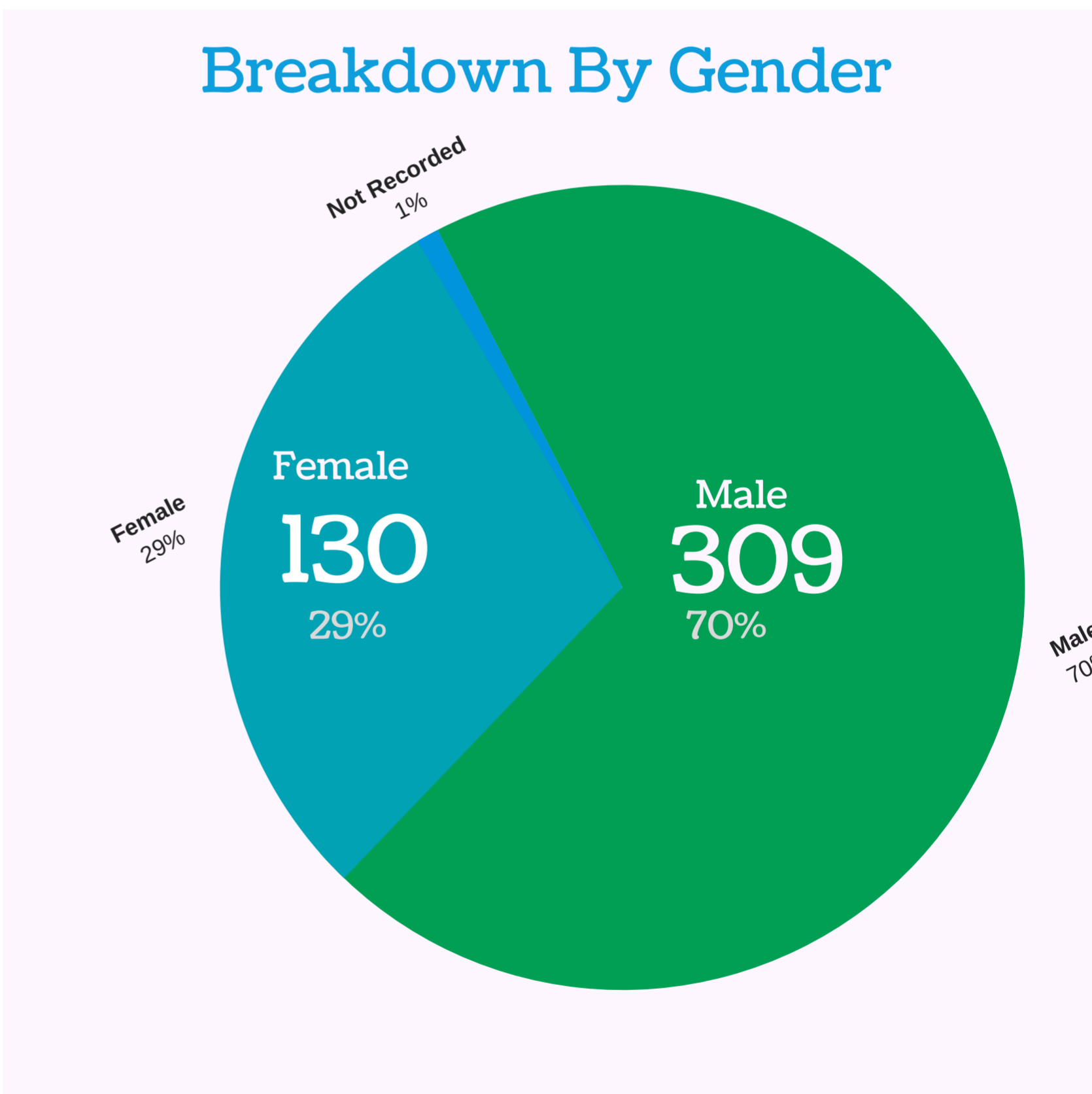
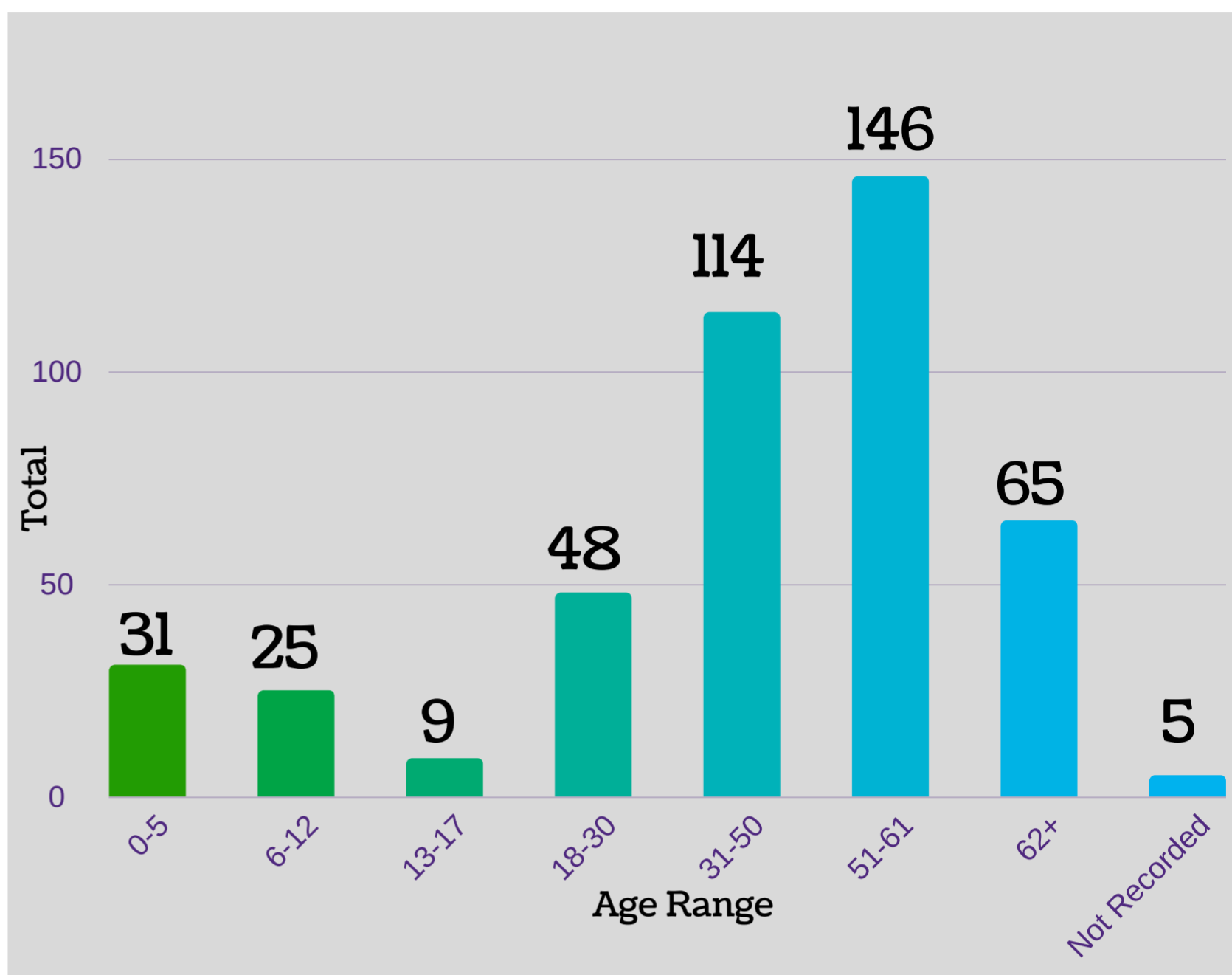
**This total reflects both the 443 individuals recorded in HMIS as well as the 99 individuals whose information was supplied by non-HMIS providers.

Sheltered Count Methodology



Breakdown of Sheltered Count Data**

**These graphs include only data about the 443 individuals supplied by HMIS providers. Non-HMIS providers did not supply data on age or gender of individuals within emergency shelter or transitional housing.



For more information about the Point in Time Count, please visit the following website:
www.decadetodoorways.org

