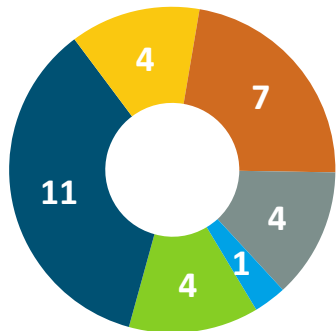
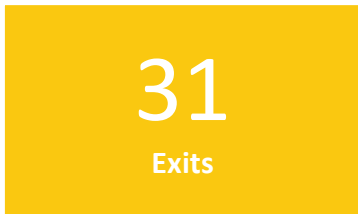


Provider Performance Report - W.C. Atkinson Emergency Shelter

Exit Destinations 4/1/18 - 6/30/18



- Permanent Destinations
- Temporary Destinations
- Institutional Settings
- Client Doesn't Know/Client Refused
- Data Not Collected (No exit interview)
- Other



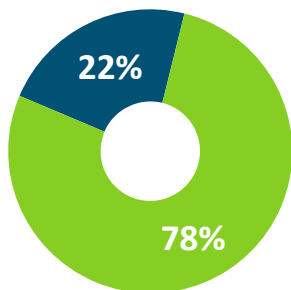
Avg. Length of Stay

Persons Exiting 4/1/18-6/30/18



Returns to Homelessness

Persons Served 1/1/17-6/30/18 who returned to ES or TH



■ Return to Homelessness (ES or TH), 29

■ No Return, 100

Increased Income on Exit

% of Persons Exiting 4/1/18-6/30/18 with increased income from entry

